

# APRIL

# COMPREHENSION

## Paired Passages

### Rain



Form clouds in water droplets. The rain falls a lot in the spring season. This is because warm air rises and the sky cools and collects the water vapor. Once the cloud gets too heavy and it rains. Rain can be many different forms. If it is only raining, you may call it a drizzle. If it is raining heavy and it is raining for a long time, you may call it a rainstorm.

when it rains, the sky is grey. For it, the water prepares to fall, and how much it rains and how much it helps us breathe. It becomes a part of our lives.

### Nonfiction Questions

1. What is rain?

2. Describe what a meteorologist does.



### Facts About Rain



### Why I Dislike the Rain



I feel trapped. I feel stuck. I can't be in this house anymore! I have been playing indoors for a whole week. I want to go play outside, but it has been raining for a week.

straight. The rain has caused me to miss out on many outdoor activities this week. I didn't get to go to my soccer game or my brother's football game. I didn't get to meet my friends at our tree house after school. And when I walked to school, I arrived with my shoes so wet that I squeaked in the hallways all day long.

My mom says I should like the rain because it helps our earth and gives the plants and trees water to drink. I do not agree with her. I think it just ruins all my fun! I hope next week I get to escape my house and get some fresh air, but the meteorologist said it's going to rain even more next week. I am going to write a letter to that meteorologist, so I can tell him how I feel about this weather.

I walked to my room to get a pencil and a piece of paper, and started writing my letter. I titled it "Dear Meteorologist," like my teacher had taught me in school. Then, I started listing all the reasons I thought his forecast for next week was not nice at all. I also listed the things I could not do because of all this rain! I hope he listens!

### Fiction Questions



1. Describe how the character feels about rain.

2. What are some of the things she couldn't do last week?

3. Do you think her letter to the meteorologist will actually make the rain stop?

4. What fact did you learn about rain from this fictional text?

Created by Jessica Tobin

# EXAMPLES

## Rain



Rain is a form of precipitation that falls from the sky. Other forms of precipitation are sleet, snow, or hail. Rain is a form of precipitation that falls from the clouds in water droplets. The rain falls a lot during the spring season. This is because warm air rises up into the sky. Once the water vapor cools and collects in the clouds, the cloud gets too heavy and it rains. Rain can come in many different forms. If it is only raining a little bit, people may call it a drizzle. If it is raining heavy drops, it could be a rainstorm.

when it rains, the sky is blue. For it. Use water. prepare to avoid getting wet. when it rains, once the rain falls, a meteorologist may use a rain gauge to measure how much rain fell.

Rain is good for the earth. When it rains, trees

## Nonfiction Questions

1. What is rain?

2. Describe what a meteorologist does.


## Facts About Rain

## Rain



## Nonfiction Story, Questions, and Writing Piece

## Why I Dislike the Rain



I feel trapped. I feel stuck. I can't go outside. I have been playing indoors for a whole week. I don't want to go to school. I don't want to go to play outside. It has been raining for a straight. The rain has caused me to miss out on many outdoor activities this week. I didn't get to go to my soccer game or my brother's football game. I didn't get to meet my friends at our tree house after school. When I walked to school, I arrived with my shoes so wet that I squeaked in the hallways all day long.

It helps. I drink. I run. I have some fun. I don't even think about the weather.

I walked to my room to get a pencil and a piece of paper, and started writing my letter. I titled it "Dear Meteorologist," like my teacher had taught me in school. Then, I started listing all the reasons I thought his forecast for next week was not nice at all. I also listed the things I could not do because of all the rain. I hope he listens!

## Fiction Questions

1. Describe how the character feels about rain.

2. What are some of the things she couldn't do last week?


4. What fact did you learn about rain from this fiction story?

## Story Elements

Who are the main characters?	
What happens in the story?	
Where does the story take place?	

Explain:  
Retell the story in your own words:

the character in the text you think she wrote to the



## Fiction Story, Questions, and Writing Piece



## RAIN



1. How are the two passages similar?

2. How are the two passages different?

## Comparing Texts

Rain	Both
	

## Comparison Questions and Venn Diagram

4. Which text did you like reading better? Why?



## Why I Dislike the Rain

# EXAMPLES

**Earth Day**

Earth Day is a holiday that was created to celebrate the Earth. On Earth Day, people around the world are spreading information about keeping the earth clean. People are also planting trees, recycling, cleaning up litter, and doing other ways to make our Earth a cleaner and healthier planet. Many schools and towns also celebrate Earth Day for the entire week. So, how do we save our Earth?

people, which Earth, America gotten celebrate

celebrate our Earth at the time. The landfills on Earth are filling up with a lot of trash. Recycling helps to prevent that. On Earth Day, there is a lot of businesses raised about recycling, reducing, and reusing old trash. If people recycled all of their paper, plastic, and glass all the time, the amount of waste going to landfills would decrease. Little by little, people on the Earth can help save the Earth.

**NONFICTION QUESTIONS**

When was Earth Day created?

Identify what people do on Earth Day.

**Facts About Earth Day**

**Earth Day**

**Nonfiction Story, Questions, and Writing Piece**

Describe the problem with landfills and how we can help.

**Our Class Project**

My teacher told us about the Earth Day project for our school. Our task is to create a community project that will help with recycling or taking care of the earth.

**FICTION QUESTIONS**

What was the task that the teacher told the kids about?

**Story Elements**

Who are the main characters?

What happens?

Write a continuation story to explain how their project helped the community.

**Fiction Story, Questions, and Writing Piece**

Sarah and I started to make posters for the first time we would use. Our idea was to make three recycling bins at first to see if they would be popular. We would put the three bins in front of our school, our local grocery store, and the library. If these did well, we could make more. After Ben and Will made their tickets, they wrote a letter to the mayor to ask permission for the ticket rewards. We were so excited when we told our teacher about our idea, she was really impressed. She said she would mail the letter to the mayor right away and hope that he approved.

Describe the main problem and idea.

Is there a problem and solution? If so, explain.

Retell the story.

**EARTH DAY**

How are the two passages similar?

**Earth Day**

Both

**Our Class Project**

Earth Day from the texts.

Which text did you like reading better? Why?

**Comparison Questions and Venn Diagram**

# STORIES

## Story Titles

Nonfiction  
Fiction

Arbor Day  
Tree Planting Contest

Nonfiction  
Fiction

Rain  
Why I Dislike the Rain

Nonfiction  
Fiction

Easter  
Spilled Dye

Nonfiction  
Fiction

Earth Day  
Our Class Project

Nonfiction  
Fiction

Plants  
Helping My Family Garden

# DIGITAL

The paired passages are now available in Google Slides format.

To open each set of paired passages, click on the link below after reading these instructions. These links will open Google Slides.

## What you need:

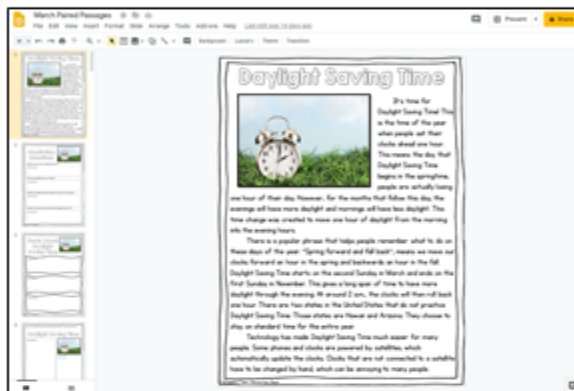
- A Google Classroom account

## What to do:

- Open document using link on the bottom of this page.
- Click "make a copy". This will be your master copy. Name it whatever you'd like.
- Make another copy to share with your students. Get the shareable link using the 'Share' button in the top right corner.

## Options for sharing:

- Copy the *specific slide* you need and share it with your students.
- Share the *entire presentation* for them to fill out by a certain date or for use when they are reading independently.
- Create a graphic organizer folder for your students to access whichever ones they want/need.



**CLICK HERE FOR DIGITAL ACCESS.**