

AUGUST & SEPTEMBER

COMPREHENSION

Paired Passages

Back to School




children go to elementary school, while others go to middle and high school.

Most schools get a summer break in July. In August, it is time to go back to school where students will get a new teacher and a new group of classmates. They might go to a new building. No matter where they go, the first day of school is a big day. Families take a new outfit for the first day, bring school supplies, and get up with their friends. Back to school everywhere.

© Good and Beautiful 2014

Name: _____

Nonfiction Questions



1. Identify the different types of schools.

2. What are two things that students do before school?

Name: _____

Comparing Texts


Back to School



Both	
------	--

Supply Score

School Supply Score



Funny story about my school supplies. This summer where I didn't think I'd get anything for school.


About two weeks ago, Mom and I went to the store for school clothes. We walked past my mom. When I looked in their shopping cart, it was filled with school supplies. I asked Mom to get some and she agreed. Once we got to the store, I was crushed. I looked at the shelves and felt like I wanted to cry. The shelves only had one or two notebook, no crayon boxes, no pretty pink pencil boxes, only one block pencil box left. My mom and I went back the next day and suggested we come back next week.

Well, we came back the next day and the shelves were still empty. This time, I was really sad. Nothing on the shelves. Mom talked to the store manager and he told her they'd get the supplies for us. Mom said, "Hey, Tess, to go shopping late at night?" Mom took me to the store that night at 11:00 p.m. and we got all of our new school supplies. It was wonderful.

© Good and Beautiful 2014

Name: _____

Fiction Questions



1. Use the context clues to determine what the word crushed means.

2. What did Tessa's mom suggest?

3. Explain what happened at the store during the daytime.

4. Did Tessa get all of her school supplies for the first day? How do you know?

Thank you for your purchase!

Earn **TPT credits** for future purchases by leaving feedback for this product!

Keep up with freebies, giveaways, and more on social media!

Click [here!](#)

	F	D	D+	C	C+	B	B+	A	No Op
Overall Quality	<input type="radio"/>	<input type="radio"/>	<input type="radio"/>	<input type="radio"/>	<input type="radio"/>	<input type="radio"/>	<input type="radio"/>	<input checked="" type="radio"/>	<input type="radio"/>
Accuracy	<input type="radio"/>	<input type="radio"/>	<input type="radio"/>	<input type="radio"/>	<input type="radio"/>	<input type="radio"/>	<input type="radio"/>	<input checked="" type="radio"/>	<input type="radio"/>
Practicality	<input type="radio"/>	<input type="radio"/>	<input type="radio"/>	<input type="radio"/>	<input type="radio"/>	<input type="radio"/>	<input type="radio"/>	<input checked="" type="radio"/>	<input type="radio"/>
Thoroughness	<input type="radio"/>	<input type="radio"/>	<input type="radio"/>	<input type="radio"/>	<input type="radio"/>	<input type="radio"/>	<input type="radio"/>	<input checked="" type="radio"/>	<input type="radio"/>
Creativity	<input type="radio"/>	<input type="radio"/>	<input type="radio"/>	<input type="radio"/>	<input type="radio"/>	<input type="radio"/>	<input type="radio"/>	<input checked="" type="radio"/>	<input type="radio"/>
Clarity	<input type="radio"/>	<input type="radio"/>	<input type="radio"/>	<input type="radio"/>	<input type="radio"/>	<input type="radio"/>	<input type="radio"/>	<input checked="" type="radio"/>	<input type="radio"/>

Wonderful product!



Terms of Use:

Thank you for purchasing this unit to use in your classroom. This purchase is for one license.

Please add the discounted license if you'd love to share this with your colleagues!

This product may not be uploaded or shared online with other teachers or districts.


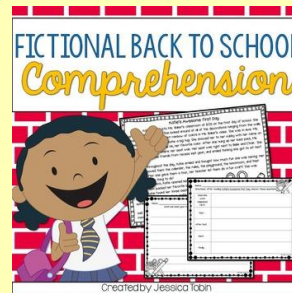

Thank you for your understanding.

Jessica Tobin
★ Follow Me (10,764)
United States - Kentucky - St. Wright



4.0
35,964 votes

Keep up with new products and sales by following [me on TPT](#). Follow the green star!

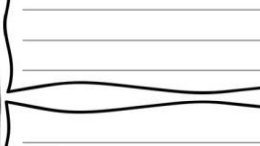

You may also like these units!



EXAMPLES



 <p>Back to School</p>	Name: _____ Nonfiction Questions 1. Identify the different types of schools.	Name: _____ Facts About Back to School	Name: _____ Use the facts you collected to write an informational article. Use an introduction, three details, and a conclusion. Back to School 
--	---	--	---


Nonfiction Story, Questions, and Writing Piece

<p>3. What do most kids do on the first day?</p> <p>4. Identify one fact you learned about school from the text.</p>		
--	---	--



 <p>School Supply Store</p>	Name: _____ Fiction Questions 1. Use the context clues to determine what the word means.	Name: _____ Read the and answer the question. Supply two details from the text to support your conclusion. How did Tessa's feelings change from her first shopping trip to the third trip? 	Name: _____ Story Elements  Who are the main characters? <table border="1"><tr><td> </td></tr><tr><td> </td></tr><tr><td> </td></tr></table>			

Fiction Story, Questions, and Writing Piece

<p>3. Explain what happened at the store during the day.</p> <p>4. Did Tessa get all of her school supplies for the first time? How do you know?</p>		<p>Take place?</p> <p>Is there a problem and solution? If so, explain.</p> <p>Detail the</p> 
--	---	---

 <p>BACK TO SCHOOL</p> <p>1. How are the two passages similar?</p> <p>2. How are the two passages different?</p>	Name: _____ Comparing Texts Back to School  <table border="1"><tr><td>Both</td><td> </td></tr></table>	Both	
Both			

Comparison Questions and Venn Diagram

<p>4. Which text did you like reading better? Why?</p>	  <p>School Supply Store</p>
--	---

STORIES

Page Number	Story Titles	
6-15	Nonfiction Fiction	Watermelon Watermelon Eating Contest
16-25	Nonfiction Fiction	Back to School School Supply Scare
26-35	Nonfiction Fiction	Campfires Bird Signs
36-45	Nonfiction Fiction	Labor Day Our Labor Day Project
46-55	Nonfiction Fiction	Grandparents' Day What My Grandpa Picked
56-65	Nonfiction Fiction	Autumn The Scarecrows Know
66-75	Nonfiction Fiction	Apples Going Apple Picking

DIGITAL

The paired passages are now available in Google Slides format.

To open each set of paired passages, click on the link below after reading these instructions. These links will open Google Slides.

What you need:

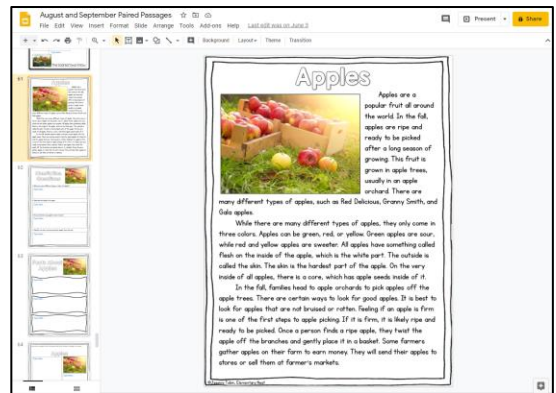
-A Google Classroom account

What to do:

- Open document using link on the bottom of this page.
- Click "make a copy". This will be your master copy. Name it whatever you'd like.
- Make another copy to share with your students. Get the shareable link using the 'Share' button in the top right corner.

Options for sharing:

- Copy the *specific slide* you need and share it with your students.
- Share the *entire presentation* for them to fill out by a certain date or for use when they are reading independently.
- Create a graphic organizer folder for your students to access whichever ones they want/need.



[CLICK HERE FOR DIGITAL ACCESS.](#)

Watermelons



Watermelons are a popular fruit that are eaten in the summer. There is a hard, green shell surrounding the fruit. This is called the rind. When it is cut into, the inside of the fruit

is pink. All parts of a watermelon are edible; however, most people only eat the pink part. There are seeds inside of a watermelon. Depending on which type of watermelon it is, the seeds can also be eaten.

Watermelons have a life cycle. They all start out as a seed. When the seed is planted, it starts to grow. A seed will grow into a tiny plant. Bees help pollinate these tiny plant blossoms, which keep the plants alive. The plant vine spreads out as it grows. Then, the watermelon starts to appear. It is ready for harvest when a large green and pink fruit is fully grown on the vine. This fruit hits its prime in August, meaning that is the best time for picking.

To eat a watermelon, many people use a large knife. It is a very large fruit, so a big knife is needed to cut through the rind. Watermelons are eaten in slices. After it is cut in half, it is then cut into quarters and then cut into smaller slices after that. Watermelon is often eaten outside because eating it can get very messy. The juices from inside the fruit leak out after it is cut open.

Name: _____

Nonfiction Questions



1. What parts of a watermelon can be eaten?

2. Describe the life cycle of a watermelon.

3. How are watermelons eaten?

4. Identify one fact you learned about watermelon from the text.

Name: _____

Facts About Watermelons



Handwriting practice area with a wavy border and three horizontal lines.

Handwriting practice area with a wavy border and three horizontal lines.

Handwriting practice area with a wavy border and three horizontal lines.

Watermelon Eating Contest



The Roberts family were having a cookout one weekend in August. William was very happy to see his cousins. He had a very big family, which meant he

always had cousins to play with. As soon as his cousins got to his house, they ran up to the clubhouse. The clubhouse was the tree house that William's dad and uncles built for them. While in the clubhouse, they came up with a fun plan. They all challenged each other to a watermelon eating contest.

William walked to his mom to ask if they were allowed to have this contest. William's mom looked at all the watermelon they had for the cookout and she agreed. The kid who won the contest would be the one who could eat the most watermelon slices in one minute. William knew he could win this because watermelon was his favorite summer fruit.

As soon as the contest started, his younger sister Kate took three bites and said she was full. This made his cousins giggle. Ethan had already eaten one whole slice and Lilly was half-way finished with her slice. William looked around and saw that he was still ahead of his other six cousins. He decided he needed to eat way faster if he was going to win, so he started eating as fast as he could. Five minutes later, William won by eating seven slices!

Name: _____

Fiction Questions



1. How did William feel about watermelons?

2. What was the clubhouse?

3. Describe the contest.

4. What did this fictional text teach you about watermelons?

Name: _____

Story Elements



Who are the main characters?	<hr/> <hr/> <hr/> <hr/>
What happens in the story?	<hr/> <hr/> <hr/> <hr/>
Where does the story take place?	<hr/> <hr/> <hr/> <hr/>
Is there a problem and solution? If so, explain.	<hr/> <hr/> <hr/> <hr/>
Retell the story in your own words.	<hr/> <hr/> <hr/> <hr/>



WATERMELON



1. How are the two passages similar?

2. How are the two passages different?

3. Write one thing you've learned about watermelons from the texts.

4. Which text did you like reading better? Why?

Name: _____

Comparing Texts

Watermelons



Both



Watermelon Eating
Contest

Back to School



School is a place for children and teenagers to go to learn. There are all types of schools around the world. There are public schools, private schools, charter schools, and even home schools. Young children

go to elementary school, while older students go to middle and high schools.

Most schools get a summer break in June and July. In August, it is time to go back to school. This is the time when students will get a new teacher and a group of classmates. They might go to school in a new building. No matter what, they have to get ready for their first day of school. In order to get ready, families take their children back to school shopping. Some kids get all new clothes, while other kids may just get a new outfit for the first day. All students are asked to bring school supplies on the first day. They are given a list of supplies to buy at the store.

On the first day, students will bring their new school supplies to their new classrooms. Their new teachers will spend the day telling them all the rules for their classroom. Some kids will get to meet a whole new group of classmates, while other kids will get to meet back up with their friends that they haven't seen all summer. Going back to school is a very exciting and special time for kids everywhere.

Name: _____

Nonfiction Questions



1. Identify the different types of schools.

2. What are two things that students do before school starts?

3. What do most kids do on the first day?


4. Identify one fact you learned about school from the text.

Name: _____

Facts About Back-to- School



School Supply Scare



It's the first day of school. I am sitting at my new desk in Ms. Thompson's second grade classroom. I have all of my school supplies in bags sitting on my desk. There is quite a funny story about

my school supplies. Actually, there was a time this summer where I didn't think I'd get any supplies.

About two weeks ago, Mom and I were out shopping for school clothes. We walked past my friend and her mom. When I looked in their shopping cart, I noticed it was filled with school supplies. I asked Mom if we could go get mine and she agreed. Once we got to the school supply section, though, I was crushed. I looked around at the empty shelves and felt like I was going to cry. All of the shelves only had one or two notebooks left. There were no crayon boxes, no pretty pink pencils, no glue sticks, and only one black pencil box left. My mom saw how sad I was and suggested we come back next week.

Well, we came back the next week and the shelves were still empty. This time, it was even worse! Nothing on the shelves. Mom talked to the manager at the store and he told her they were getting a new shipment in that night at 11:00 p.m. Mom said, "Hey, Tessa, wouldn't it be fun to go shopping late at night?" Mom and I went back to the store that night at 11:00 p.m. and stocked up on tons of new school supplies. It was worth the wait.

Name: _____

Fiction Questions



1. Use the context clues to determine what the word crushed means.

2. What did Tessa's mom suggest?

3. Explain what happened at the store during the daytime.

4. Did Tessa get all of her school supplies for the first day? How do you know?

Name: _____

Story Elements



Who are the main characters?	<hr/> <hr/> <hr/>
What happens in the story?	<hr/> <hr/> <hr/>
Where does the story take place?	<hr/> <hr/> <hr/>
Is there a problem and solution? If so, explain.	<hr/> <hr/> <hr/>
Retell the story in your own words.	<hr/> <hr/> <hr/>



BACK TO SCHOOL



1. How are the two passages similar?

2. How are the two passages different?

3. Write one thing you've learned about school from the texts.

4. Which text did you like reading better? Why?

Name: _____

Comparing Texts

Back to School



Both



School Supply Scare

Campfires



Campfires are a past time that many people enjoy. They can happen anywhere outdoors with open space. Some people make campfires in their backyards, while other people make

campfires in the woods while they are camping. No matter where campfires are built, they always consist of the same things: wood, fire, and smoke.

People must collect wood in order to start a campfire. There also must be fire to start a fire. Some people buy things at the store that will help create the fire, such as starter logs or fire lighters. These make it easier for campfires to get built. Once the fire has started, the wood starts to burn and puts off a smoke. This smoke is a popular smell that many people love.

Campfires have been around for many years. Humans have been making fires for a very long time. Back then, though, people didn't have things to help light the fire. They had to cause a spark by knocking stones or even rubbing two sticks together. They used campfires back then to keep warm and cook their food. Today, people use campfires to make S'mores, enjoy the view, and have fun with friends and family. Some people will use campfires to cook food, such as campers in the woods. However, most campfires today are used for enjoyment.

Name: _____

Nonfiction Questions



1. Where can someone create a campfire?

2. How can a campfire be lit?

3. Describe the way people used campfires in history.

4. Identify one fact you learned about campfires from the text.

Name: _____

Facts About Campfires



Bird Signs



There is a state park called Hickory Woods State Park. At this park, people come to camp. All sorts of animals live there, such as bears, birds, raccoons, and insects. The birds are very used to people camping. They like to visit their campsites and watch them swim and have campfires.

Tonight was different. There was a new family at the campsite. They set up their campfire right under the birds' house. Usually, the fires are started on the opposite

side. This campfire sent all of the smoke right into the birds' house. They didn't like this one bit. They decided to try to send this family signs that they were getting smoke in their home. First, they tried to chirp loudly. That didn't work. After that, they gathered twigs and leaves and tried to drop them into the fire, so that the family would notice them right above. Not one of the humans noticed! Their final attempt was to fly down close to the humans and get their attention. The humans finally noticed them, but no one of them realized the birds were trying to signal them.

Since the birds could not communicate with the humans, they just decided to fly away. They would come back home back tomorrow morning after the campfire went away.

Name: _____

Fiction Questions



1. Where did the birds live?

2. What made that night different for the birds?

3. What steps did the birds take?

4. What did they decide to do in the end?

Name: _____



Story Elements

Who are the main characters?	<hr/> <hr/> <hr/>
What happens in the story?	<hr/> <hr/> <hr/>
Where does the story take place?	<hr/> <hr/> <hr/>
Is there a problem and solution? If so, explain.	<hr/> <hr/> <hr/>
Retell the story in your own words.	<hr/> <hr/> <hr/>



CAMPFIRES



1. How are the two passages similar?

2. How are the two passages different?

3. Write one thing you've learned about campfires from the texts.

4. Which text did you like reading better? Why?

Name: _____

Comparing Texts

Campfires



Both



Bird Signs

Labor Day



Labor Day is a holiday that is celebrated in America. The word labor means work, so this holiday celebrates people all over the country that work hard every day. This

holiday is a day that gives people working in most careers the day off of work. Labor Day started over one hundred years ago, in 1882. Before the holiday was created, workers dealt with really hard-working conditions. They did not make much money. They worked very long hours. They even had to go to work when they were sick.

Workers started to form unions to fight against these hard conditions. A man named Peter McGuire was a carpenter with a great idea. He came up with the idea of Labor Day. He wanted a holiday to celebrate workers. After Peter and over 10,000 workers marched through the streets, a law was passed to make Labor Day as a special holiday.

Many people think of this holiday as the last day of the summer, as it takes place in September. To celebrate Labor Day, there are parades, barbecues, parties, and other gatherings. Some people may not go out to celebrate the holiday, but simply enjoy the day at home not working. However it is celebrated, it is important to remember how important the people that work hard for our country are.

Name: _____

Nonfiction Questions



1. What is Labor Day?

2. Describe how Labor Day got started.

3. What do people do on Labor Day?

4. Identify one fact you learned about Labor Day from the text.

Name: _____

Facts About Labor Day



Our Labor Day Project



Ms. Grant asked her class to join her on the carpet for a class meeting. When all the students got to the carpet, Ms. Grant taught them a mini-lesson all about Labor Day. She taught

them what it was, when it was celebrated, and even told them fun facts about different types of workers. Then she told the class that they were going to do a class project in small groups.

Jill, Dan, and Polly were put into a group together. Their job was to research one community helper and present it to the class for Labor Day. Dan's idea was to do a police officer because his dad was one. Jill and Polly both thought this was a great idea. They spent the first half of class researching information about police officers on the Internet. The second half of the day, they made a colorful poster describing a police officer's job and all the interesting things about them.

When it was time to present, one group went at a time. First up was Jill, Dan, and Polly. They discussed their poster on police officers. The second group talked about teachers. After that, the third group talked about firemen. Next, the fourth group taught the class about farmers. Finally, the last group talked about doctors. Then, they got homework to go home and research one more community helper.

Name: _____

Fiction Questions



1. Identify the task that the teacher gave her students.

2. What did Jill, Dan, and Polly do first?

3. Explain the presentations.

4. What does this fictional text teach you about Labor Day?

Name: _____

Story Elements



Who are the main characters?	<hr/> <hr/> <hr/> <hr/>
What happens in the story?	<hr/> <hr/> <hr/> <hr/>
Where does the story take place?	<hr/> <hr/> <hr/> <hr/>
Is there a problem and solution? If so, explain.	<hr/> <hr/> <hr/> <hr/>
Retell the story in your own words.	<hr/> <hr/> <hr/> <hr/>



LABOR DAY



1. How are the two passages similar?

2. How are the two passages different?

3. Write one thing you've learned about Labor Day from the texts.

4. Which text did you like reading better? Why?

Name: _____

Comparing Texts

Labor Day



Both



Our Labor Day Project

Grandparents' Day



There is a holiday to celebrate grand-parents. This holiday can be celebrated all around the world. A grandparent is a man or woman that has children, who

then have children, too. When their son or daughter has children, this makes them a grandparent. The day that is celebrated on the first Sunday after Labor Day honors grandparents.

This holiday was started in 1978. There was a woman named Marian McQuade who came up with the idea. She wanted to create a day for the lonely elderly people who lived in nursing homes. She thought that if she made a day such as Grandparents' Day, then some of the grandparents would get visits from their families on that day and more often. The president in 1978 was Jimmy Carter and he made this a holiday to be celebrated every year.

Grandparents' Day can be celebrated in many different ways. Other countries celebrate it differently from America. Some countries celebrate it as two separate days: Grandmothers' Day and Grandfathers' Day. Most people spend time with their grandparents, doing activities such as going out to a restaurant, visiting them, and more. There is a flower to represent National Grandparents' Day. The flower is a blue flower called the forget-me-not.

Name: _____

Nonfiction Questions



1. Why did Marian McQuade create this holiday?

2. What is a grandparent?

3. What might people do on Grandparents' Day?

4. Identify one fact you learned about Grandparents' Day from the text.

Name: _____

Facts About Grandparents' Day



What My Grandpa Picked



Today is Grandparents' Day. My dad and I are taking my Grandpa out for a day of fun. My mom and sister are going to take my grandma out. Then, we will all meet up for dinner after we

are done. So, today is Grandparents' Day. I was just excited as Grandpa was because I couldn't wait to find out what he picked for us to do. When he hopped in our car, he told us to go to Hoggy's Barbecue because he wanted a barbecue sandwich. This has always been my favorite restaurant, so I was thrilled.

After we finished lunch, Grandpa said, "Why don't we all take a walk?" This sounded pretty good. Our town has some really fun hiking trails. When we were taking our walk and looking at the nature around us, Grandpa said, "You know what? I want to go fishing." I cheered happily on the inside. Fishing with my family was my favorite activity. We headed down to the lake and set up our boat and fishing equipment. We quietly sat in the boat together. I often looked at Grandpa just to see how happy he was. This made me happy, too. At the end of the day, Grandpa caught two fish, Dad caught one fish, and I caught four fish. We hopped in the car and headed to meet my Grandma, Mom, and sister at a cool family restaurant.

Now that I think about it, I think this day could have been my day, too.

Name: _____

Fiction Questions



1. How did this family celebrate Grandparents' Day?

2. Describe what Grandpa wanted to do first.

3. Were they successful when they were fishing? How?

4. Identify two things that the narrator liked during the day.

Name: _____

Story Elements



Who are the main characters?	<hr/> <hr/> <hr/> <hr/>
What happens in the story?	<hr/> <hr/> <hr/> <hr/>
Where does the story take place?	<hr/> <hr/> <hr/> <hr/>
Is there a problem and solution? If so, explain.	<hr/> <hr/> <hr/> <hr/>
Retell the story in your own words.	<hr/> <hr/> <hr/> <hr/>



GRANDPARENTS' DAY



1. How are the two passages similar?

2. How are the two passages different?

3. Write one thing you've learned about Grandparent's Day from the texts.

4. Which text did you like reading better? Why?

Name: _____

Comparing Texts

Grandparents' Day



Both



What Grandpa Picked

Autumn



Autumn is one of the earth's four seasons. Another popular name for autumn is fall. This is the season that occurs right after summer and right before winter.

Since it is the season right between earth's hottest and coldest seasons, the weather during autumn is often cool. The temperatures during this season are starting to drop. Autumn begins in September and lasts through December.

Many things are associated with autumn. Visits to pumpkin patches and apple orchards are popular past times for families. This is because autumn is the harvest time for these fruits. Halloween and Thanksgiving are two holidays that take place during autumn, too.

There is another thing that starts to change during the fall besides the weather. In the fall, the leaves on the trees change from green to red, yellow, brown, or orange. These leaves change color because they are getting less sunlight. There is a decrease in chlorophyll because of less sunlight, which is what causes a leaf to remain green. Once the leaves change colors, they will soon fall off the trees and onto the ground. Most people will rake them up from the grass.

Name: _____

Nonfiction Questions



1. What is the weather like during the fall?

2. What are two things that change during the fall?

3. What does the text tell you about chlorophyll?

4. Identify one fact you learned about autumn from the text.

Name: _____

Facts About Autumn



The Scarecrows Know



Down on Thompson Farm, there are two scarecrows that sit in the fields all year long. Their names are Fred and Ted. These two scarecrows would stand in the fields from summer all

the way to spring. Fred and Ted are good friends and everyone on the farm loves them.

One morning, Fred woke Ted up and asked him if he knew what today was. Ted woke up slowly and said, "All I know is that it is too early." Fred cried, "No, don't go back to sleep. Look around. Feel the air. Do you know what today is?" Ted looked around. He sniffed in the crisp air. He felt the cool breeze on his clothes. He knew right away. It's the first day of autumn! Summer had been such a long and hot season. He knew it was autumn because it felt cool outside instead of hot. He smelled a crisp scent in the air. Fred and Ted looked around the farm because they knew autumn only meant one thing: pumpkin patch time! They looked for signs of the pumpkin patch.

When Fred pointed towards the barn, he saw the farmers carrying heavy pumpkins up the hill towards the patch. They also saw hay bales getting unloaded from a truck. Fred and Ted sighed in happiness. They knew fall was here because of all the signs around the farm. They were eager and ready for the visitors to come.

Name: _____

Fiction Questions



1. What is one detail that makes this story fictional?

2. Describe two signs of autumn.

3. Identify what Fred and Ted see and feel.

4. What does this fictional story teach you about fall?

Name: _____

Story Elements



Who are the main characters?	<hr/> <hr/> <hr/> <hr/>
What happens in the story?	<hr/> <hr/> <hr/> <hr/>
Where does the story take place?	<hr/> <hr/> <hr/> <hr/>
Is there a problem and solution? If so, explain.	<hr/> <hr/> <hr/> <hr/>
Retell the story in your own words.	<hr/> <hr/> <hr/> <hr/>



AUTUMN



1. How are the two passages similar?

2. How are the two passages different?

3. Write one thing you've learned about autumn from the texts.

4. Which text did you like reading better? Why?

Name: _____

Comparing Texts

Autumn



Both



The Scarecrows Know

Apples



Apples are a popular fruit all around the world. In the fall, apples are ripe and ready to be picked after a long season of growing. This fruit is grown in apple trees, usually in an apple orchard. There are

many different types of apples, such as Red Delicious, Granny Smith, and Gala apples.

While there are many different types of apples, they only come in three colors. Apples can be green, red, or yellow. Green apples are sour, while red and yellow apples are sweeter. All apples have something called flesh on the inside of the apple, which is the white part. The outside is called the skin. The skin is the hardest part of the apple. On the very inside of all apples, there is a core, which has apple seeds inside of it.

In the fall, families head to apple orchards to pick apples off the apple trees. There are certain ways to look for good apples. It is best to look for apples that are not bruised or rotten. Feeling if an apple is firm is one of the first steps to apple picking. If it is firm, it is likely ripe and ready to be picked. Once a person finds a ripe apple, they twist the apple off the branches and gently place it in a basket. Some farmers gather apples on their farm to earn money. They will send their apples to stores or sell them at farmer's markets.

Name: _____

Nonfiction Questions



1. What are some different types or colors of apples?

2. Describe the inside of an apple.

3. How do farmers use apples to earn money?

4. Identify one fact you learned about apples from the text.

Name: _____

Facts About Apples



Going Apple Picking



Shawn and Toya are two children who love spending their fall at the apple orchard. When they were at the orchard, they picked apples all day. When their mom and

dad told them this morning about their trip to the apple orchard, Shawn and Toya were very excited.

They drove for one hour and arrived at the apple orchard. Every time they came to the orchard, they had a contest to see who could pick the most apples. Shawn and Toya split up as soon as they got there. Toya went to the right side and Shawn went to the left side. However, when they were searching for apples, they couldn't find any. They both walked around for an hour with their parents. They even crawled around on the ground looking underneath the trees. Shawn only found three apples and Toya only found four apples.

When they met back in the middle, Toya was happy to see that she won the contest when she was sure that she had lost. Shawn and Toya's parents told them they must have come too late. They said that this orchard must have either been really popular with families this autumn or the farmers had already come to get their apples. Toya and Shawn's parents told them they'd drive them to a different orchard in hopes that they would find some apples there.

Name: _____

Fiction Questions



1. How do Toya and Shawn feel about apple picking?

2. Describe how Toya and Shawn's contest.

3. Identify what their parents tell them at the end.

4. What can you learn about apple orchards from this text?

Name: _____

Story Elements



Who are the main characters?	<hr/> <hr/> <hr/>
What happens in the story?	<hr/> <hr/> <hr/>
Where does the story take place?	<hr/> <hr/> <hr/>
Is there a problem and solution? If so, explain.	<hr/> <hr/> <hr/>
Retell the story in your own words.	<hr/> <hr/> <hr/>



APPLES



1. How are the two passages similar?

2. How are the two passages different?

3. Write one thing you've learned about apples from the texts.

4. Which text did you like reading better? Why?

Name: _____

Comparing Texts

Apples



Both



Going Apple Picking

WANT MORE Paired Passages?

Monthly Themed Comprehension
PAIRED PASSAGES

August & September PAIRED PASSAGES
October PAIRED PASSAGES
November PAIRED PASSAGES
December PAIRED PASSAGES
January PAIRED PASSAGES
February PAIRED PASSAGES
March PAIRED PASSAGES
April PAIRED PASSAGES
May PAIRED PASSAGES
June & July PAIRED PASSAGES

PAPER, NOTEBOOK, OR DIGITAL OPTIONS
Created by Jessica Tobin

Created by Jessica Tobin


@Jessica Tobin, Elementary Nest

[Click here for the bundle with seasonal paired passages!](#)

Already bought one and interested in the bundle? Email me at jessica.L.tobin@gmail.com to discuss your options!

Thanks again!

Sign up for my email list to get 2-3 emails a month with freebies, updates, blog posts, and more! Plus, you get a free ELA resource when you sign up! (The sign up is at the bottom of the blog post.)



I would love to see pictures! If you snap any pictures of this product in action, send them to elementarynest@gmail.com. I'm always looking for pictures to feature on blog posts and social media.

This product was made with these wonderful graphics.



I truly hope you and your students enjoyed this product!

Email me at elementarynest@gmail.com if you have any questions about this product or future products.