


AUGUST & SEPTEMBER

COMPREHENSION

Paired Passages

Back to School



children go to elementary school, while others go to middle and high school.


Most schools get a summer break in July. In August, it is time to go back to school where students will get a new teacher and a new group of classmates. They might go to a new building. No matter where they go, they will have a new day of school.

Some kids get a new outfit for the first day of school. Families take time to bring school supplies to school.

On the first day of school, teachers will spend time with their classroom group of children. They will get up with their friends and go back to school everywhere.

Name: _____

Nonfiction Questions




1. Identify the different types of schools.
2. What are two things that students do before school?

Name: _____


Comparing Texts

Back to School



Both	

School Supply Store




Funny story about my school supplies. This summer when I didn't think I'd go to school.

About two weeks ago, Mom and I went to the store for school clothes. We walked past my mom. When I looked in their shopping cart, it was filled with school supplies. I asked Mom if she could get me some. She agreed. Once we got to the section, though, I was crushed. I looked at the empty shelves and felt like I wanted to cry. The shelves only had one or two notebook, no crayon boxes, no pretty pink pencil, only one black pencil box left. My mom and I suggested we come back next week.

Well, we came back the next week. The shelves were still empty. This time, Mom and I went to the store. Nothing on the shelves. Mom talked to the store manager and he told her they'd get the supplies in at 100 p.m. Mom said, "Hey, Tess, go shopping late at night?" Mom took me to the store that night at 100 p.m. and we got all of our new school supplies. It was wonderful.

Name: _____

Fiction Questions



1. Use the context clues to determine what the word crushed means.
2. What did Tessa's mom suggest?
3. Explain what happened at the store during the daytime.
4. Did Tessa get all of her school supplies for the first day? How do you know?

School Supply Score

Created by Jessica Tobin

EXAMPLES



Back to School

Name: _____

Nonfiction Questions

1. Identify the different types of schools.



Back to School

Name: _____

Facts About Back to School



Back to School


Name: _____

Use the facts you collected to write an informational article. Use an introduction, three details, and a conclusion.

Nonfiction Story, Questions, and Writing Piece

3. What do most kids do on the first day?

4. Identify one fact you learned about school from the




School Supply Store

Name: _____

Fiction Questions

1. Use the context clues to determine what the word means.




School Supply Store

Name: _____

Read the story and answer the question. Supply two details from the text to support your answer.

How did Tessa's feelings change from her first shopping trip to the third trip?



School Supply Store

Name: _____

Story Elements

Who are the main characters?

Fiction Story, Questions, and Writing Piece


3. Explain what happened at the store during the day.

4. Did Tessa get all of her school supplies for the first time? How do you know?

Take place?

Is there a problem and solution? If so, explain.

Character traits



BACK TO SCHOOL


1. How are the two passages similar?

2. How are the two passages different?

Name: _____

Comparing Texts

Back to School



Back to School

Both

Comparison Questions and Venn Diagram

4. Which text did you like reading better? Why?



School Supply Store

EXAMPLES

Apples

Apples are a popular fruit all around the world. In the fall, apples are ripe and ready to be picked and eaten.

Nonfiction Questions

What are some different types or colors of apples?

Facts About Apples

Apples are one of the most popular fruits in the world. They are eaten in many different ways, including as a snack, in pies, and in salads.

Apples

Apples are a popular fruit all around the world. In the fall, apples are ripe and ready to be picked and eaten.

Nonfiction Story, Questions, and Writing Piece

How do farmers use apples to earn money?

Identify one fact you learned about apples from the text.

Going Apple Picking

Shawn and Tonya are two children who love spending time at the apple orchard when they go on family trips.

Fiction Questions

How do Tonya and Shawn feel about the orchard?

Story Summary

What is Tonya and Shawn's conflict in the story? How is this solved?

Who are the main characters?

Identify what their parents tell them at the end.

What can you learn about apple orchards from this text?

Is there a problem or solution in the story?

Retell the story in your own words.

Fiction Story, Questions, and Writing Piece

Apples

How are the two passages similar?

How are the two passages different?

Comparing Texts

Apples

Both

Which text did you like reading better? Why?

Going Apple Picking

Comparison Questions and Venn Diagram

STORIES

Story Titles	
Nonfiction Fiction	Watermelon Watermelon Eating Contest
Nonfiction Fiction	Back to School School Supply Scare
Nonfiction Fiction	Campfires Bird Signs
Nonfiction Fiction	Labor Day Our Labor Day Project
Nonfiction Fiction	Grandparents' Day What My Grandpa Picked
Nonfiction Fiction	Autumn The Scarecrows Know
Nonfiction Fiction	Apples Going Apple Picking

DIGITAL

The paired passages are now available in Google Slides format.

To open each set of paired passages, click on the link below after reading these instructions. These links will open Google Slides.

What you need:

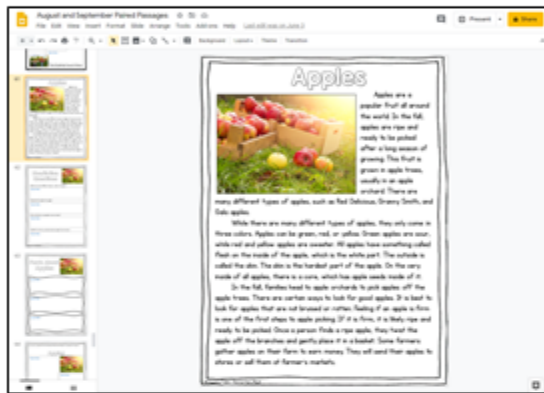
- A Google Classroom account

What to do:

- Open document using link on the bottom of this page.
- Click "make a copy". This will be your master copy. Name it whatever you'd like.
- Make another copy to share with your students. Get the shareable link using the 'Share' button in the top right corner.

Options for sharing:

- Copy the *specific slide* you need and share it with your students.
- Share the *entire presentation* for them to fill out by a certain date or for use when they are reading independently.
- Create a graphic organizer folder for your students to access whichever ones they want/need.



CLICK HERE FOR DIGITAL ACCESS.