
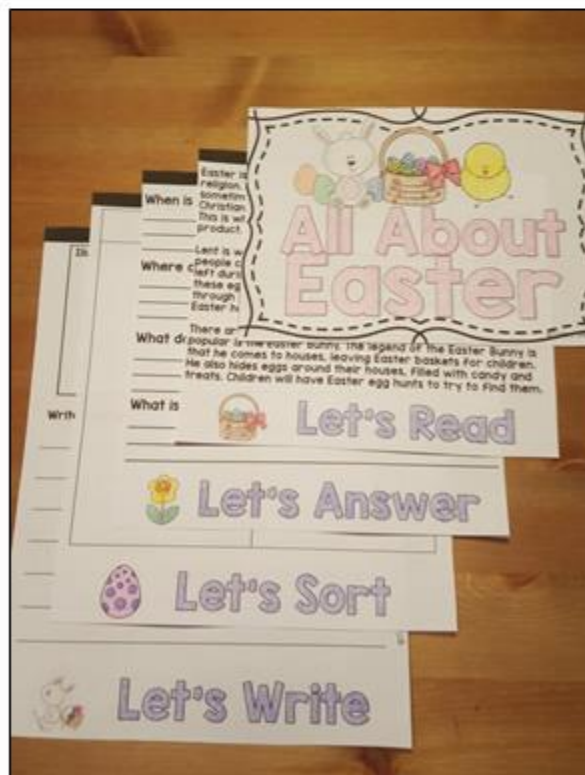


Building Your Craft...

Color and cut the pieces.


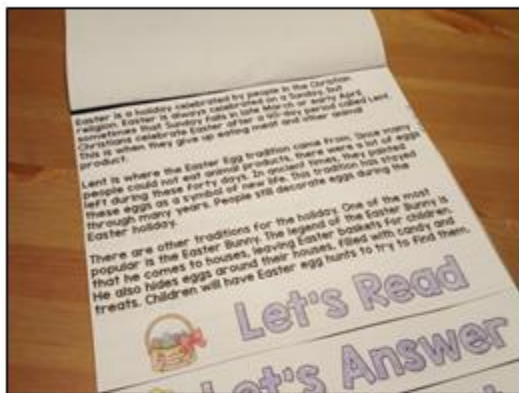


Stack the five pages in order. Staple at the top as close to the black strip as possible.



Building Your Craft...

Complete the pages inside the book.

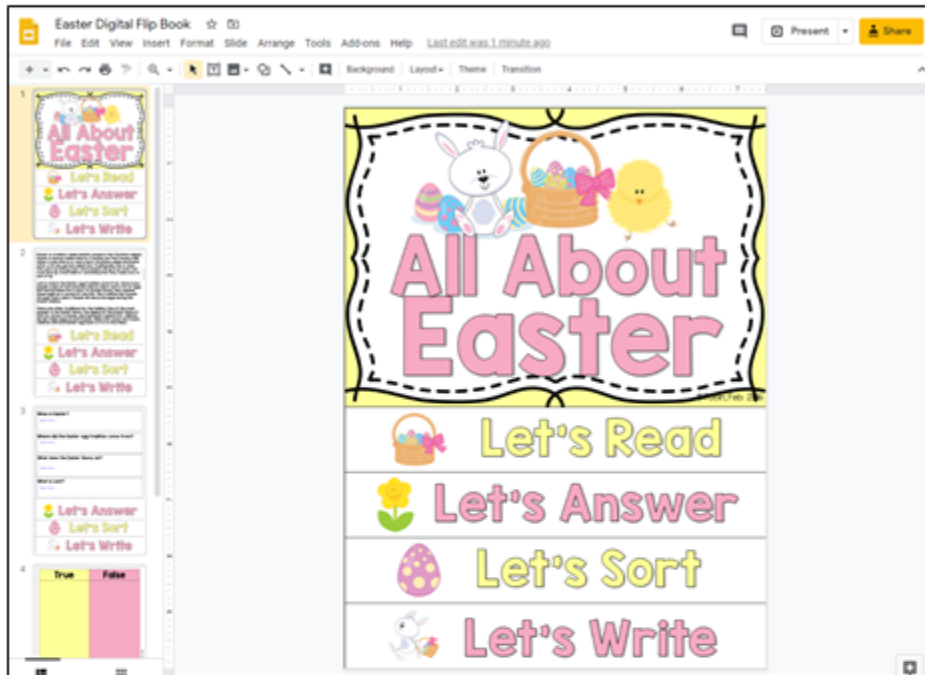


Glue the head to the book.



DIGITAL OPTION

This flip book is now available in Google Slides format.



To open the digital flip book, click on the link below after reading these instructions. The link will open in Google Slides.

What you need:

-A Google Classroom account

What to do:

- Open document using links below.
- Click "make a copy". This will be your master copy. Name it whatever you'd like.
- Make another copy to share with your students. Get the shareable link using the 'Share' button in the top right corner.

CLICK HERE FOR DIGITAL ACCESS.