

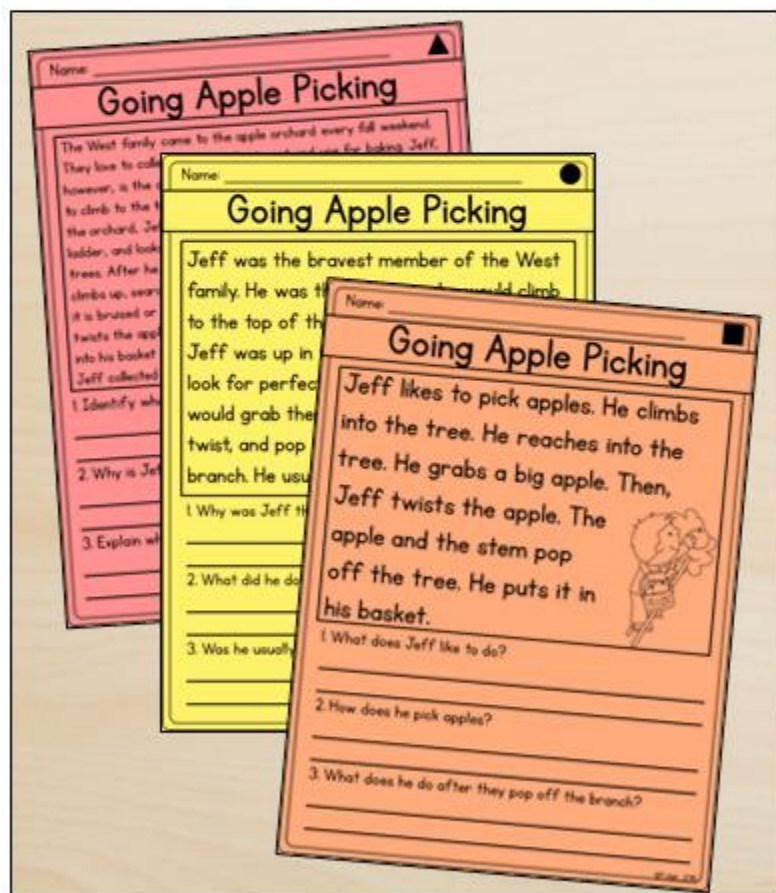
Fall Differentiated Passages



What's Included?

There are **10 fiction and 10 nonfiction stories** in this set.

Each story set comes with 3 levels of text for your readers.



Topics Included

fall season

apples

leaves

community helpers

fire safety

football

scarecrows

pumpkins

bats

turkeys

More About the Levels

Level 1



Beginning Readers

Simpler sentences

Simpler vocabulary

Level 2



Growing Readers

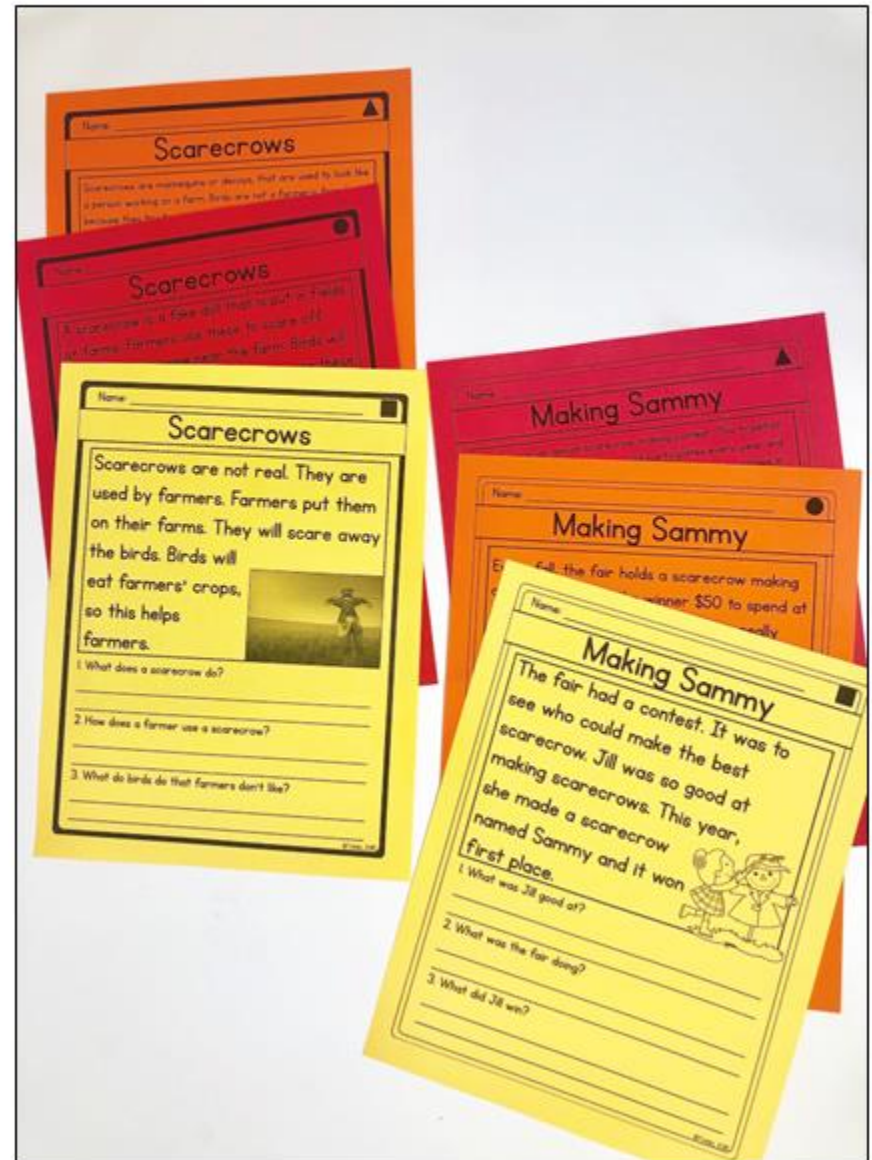
More complex sentences with words
that may be tougher to decode.

Level 3



Advanced Readers

Complex sentence structures
Longer sentences
Harder vocabulary words

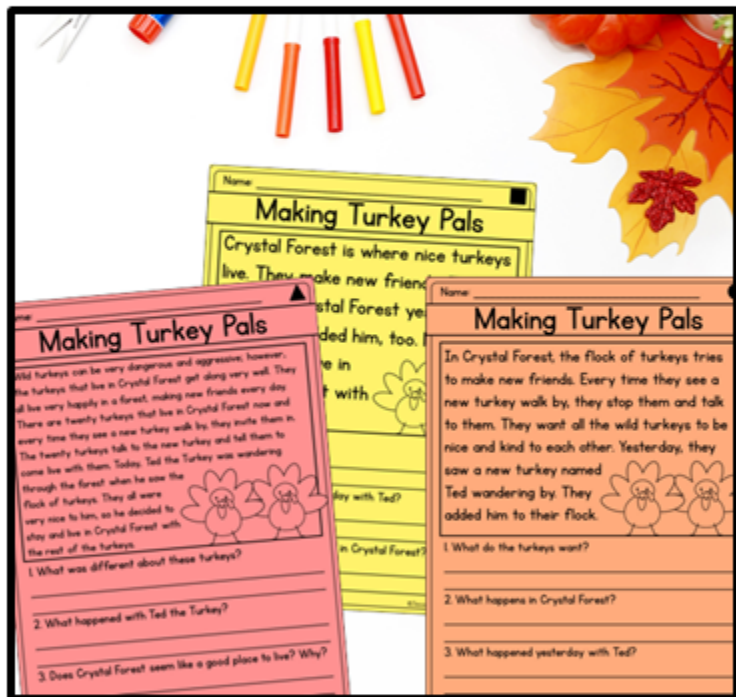


What Teachers Say

"I love this resource for small groups! This is a great length for students. It is great that there is a nonfiction and fiction pairing! Thank you."

"This was a fun way to practice answering comprehension questions. I liked how they were short passages and not overwhelming, so that the focus could be on comprehension."

"I LOVE these differentiated articles! My students and I use them every single day to strengthen reading and comprehension skills."



One Fiction Set Sample


Three sample pages of a fiction set titled "Watching the Fire" are shown, overlapping each other. Each page includes a "Name:" field, a story text, and three comprehension questions. The pages are pink with a fire truck illustration.

Page 1 (Left):

Name: _____

Watching the Fire

There are the firefighters. They are putting out a fire on an old barn. This is their practice barn. We watch them practice a lot. It is fun to see the big water hose put out the big barn fire.



1. What are the firefighters doing?

2. What are the kids watching?

3. Is this a real fire? Why or why not?


©Teresa Telen, Elementary Next

Page 2 (Middle):

Name: _____

Watching the Fire

Every couple of months, my dad and I walk down to the abandoned barn. We watch the firefighters practice putting out a huge fire. They use the old barn as a practice house. It is one of my favorite things to do. The firefighters work so quickly and the hoses are so mighty and powerful.



1. Is this a real fire? Why or why not?

2. What is the boy doing with his dad?

3. Why does he like it?


©Teresa Telen, Elementary Next

Page 3 (Right):

Name: _____

Watching the Fire

The local firefighters use an old, abandoned barn to practice extinguishing huge fires. My dad and I go down to watch them practice every few months. I love to see the firefighters work quickly and efficiently. The hoses that they use are very powerful. They spray water all the way to the top of the barn. It is fun to watch, but I hope I never see one in real life. I hope no one in our community ever has a fire, but I am glad that the firefighters are so prepared just in case. Dad loves to watch them work with their fire truck. I never knew how much the fire truck helps during a fire, too.



1. What are the boy and his father doing?

2. What does the dad love to watch?

3. Identify what the word efficiently means.


©Teresa Telen, Elementary Next

One Nonfiction Set Sample

Name: _____

Fire Safety

Fire Safety Week is in October. Fire is not safe. It can hurt people. Firefighters put out fires. They save lives. If someone is in a fire, they should stop, drop, and get out of the building.



1. Why is fire not safe?

2. What should someone do in a fire?

3. How do firemen help?

©Jessica Tobin, Elementary Next

Name: _____

Fire Safety

There is a week during October that is focused on fire safety. Fire is very dangerous, and it is best to know how to stay safe. If someone is in a fire, they should stop, drop, and get out of the building quickly. Firefighters are the helpers who save people and buildings from huge fires.



1. When is Fire Safety Week?

2. What should someone do in a fire?


3. Who saves lives from fires?

©Jessica Tobin, Elementary Next

Name: _____

Fire Safety

During the month of October, there is a week dedicated to fire safety. This week is important because it teaches kids about how to stay safe during dangerous fires. Students will learn to stop, drop, and quickly get out of buildings that are on fire. They will also learn about the tools and equipment that firefighters will use to extinguish these fires. Students will be taught ways to prevent fires from ever starting. Some of these ways are to keep electrical cords organized and to keep a close eye on the kitchen when they are cooking.



1. What is the purpose of Fire Safety Week?

2. Identify one way to prevent a fire.

3. Identify one thing students will learn about.

©Jessica Tobin, Elementary Next

Digital Conversions

Also available in
Google Slides.

