
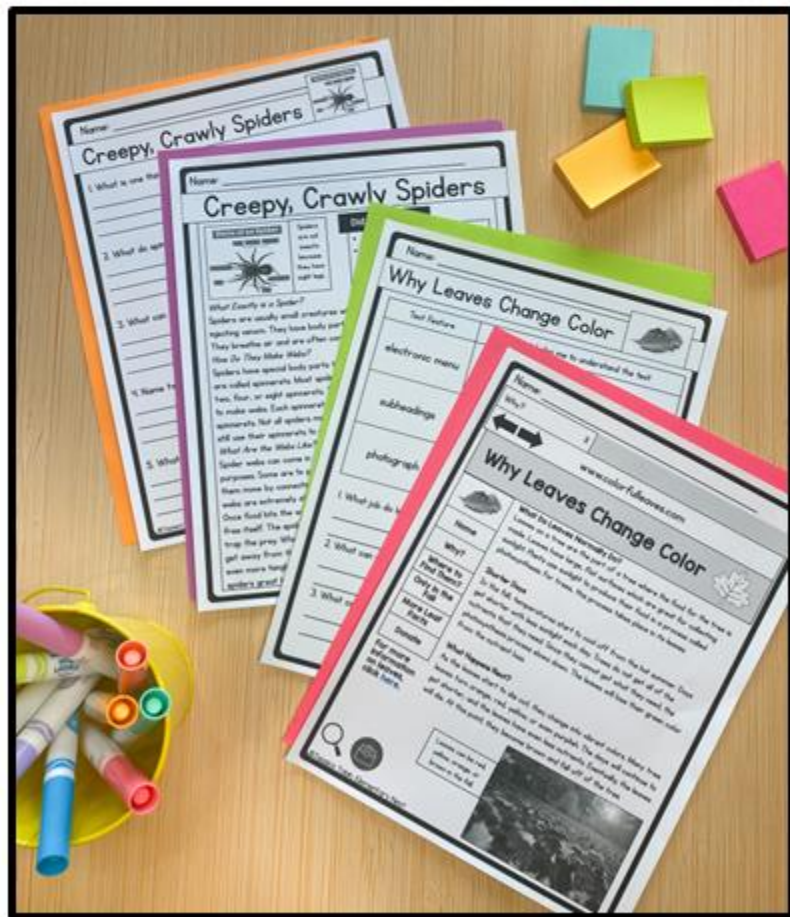



FALL TEXT FEATURES

19 reading passages that focus on text features and fall



WHAT TEACHERS SAY



“This was a great resource for teaching my students about nonfiction text features and how to analyze the use of them within passages.”

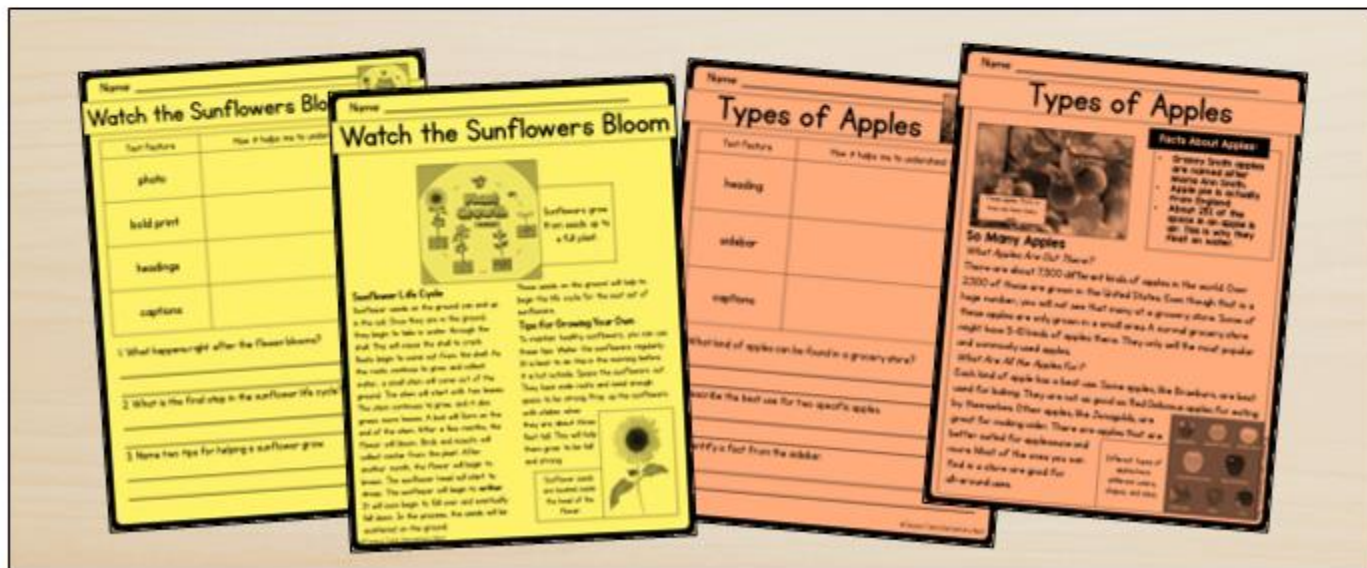
“This was exactly what I needed to teach each text feature! The texts were an appropriate level for my third graders, and I love that it caused them to answer comprehension questions based on what they read. They found these engaging and they were an excellent resource.”

“A wonderful resource for teaching text features. My students really enjoyed learning about the topics that were provided.”

COMMON CORE ALIGNED

This set of text features passages align with the Common Core Reading Informational standards:

- **RI.2.5-** Know and use various text features (e.g., captions, bold print, subheadings, glossaries, indexes, electronic menus, icons) to locate key facts or information in a text efficiently.
- **RI.3.5-** Use text features and search tools (e.g., key words, sidebars, hyperlinks) to locate information relevant to a given topic efficiently.



TOPICS INCLUDED

The Fall Season

The Perfect Chili Recipe

Who are Community Helpers?

Who is Johnny Appleseed?

Watch the Sunflowers Bloom

Football or Fútbol?

Types of Apples

How to Make Apple Pie

The Heroes of September 11th

Time for Migration

What are Gourds?

Rotten Pumpkins

Corn Mazes

All About Hedgehogs

Why Leaves Change Color

Creepy, Crawly Spiders

How to Make S'mores

How Candy Corn is Made

Making Pumpkin Pie

DIGITAL LINK INCLUDED

Name: _____

Corn Mazes

All About Corn Mazes
What is a Corn Maze?
A corn maze is a maze that is formed by cutting down pathways through a field of corn. The mazes are usually cut with a beginning entry opening and an opening at the end. There are many routes and pathways. However, only one will successfully lead through the maze.



Mazes can be made into any design.

Corn mazes are a pretty new invention. The earliest reports of them only go back to 1982. They have become very popular in the first weekend of November. Many States, the mazes are usually formed in a theme or tell a story. They can appear in just about any design. Some of the corn mazes are haunted. This means they will have actors to scare guests, along with scary props and decorations. These corn mazes are open only after the sun sets. This is so the corn maze becomes even scarier.



Corn mazes are most popular in the fall.

Why Do They Exist?
Corn mazes exist because they are a great way for farms to make extra money. Many corn mazes serve as tourist attractions. The farms usually combine other attractions with the corn maze to make people want to come. There are often tractor-pulled hayrides, play areas for kids, and petting zoos. Farms will often set up food and drink stands as well. They can serve products made from their farms at these stands like apple cider, pumpkin pie, or even fresh corn. By doing this, the farms are able to make corn mazes and the entire farm family friendly. They become a place where families can spend a few hours outdoors in the fall.

Name: _____

How to Make Apple Pie

Apple Pie Recipe

Ingredients

- 2 pre-formed pie crusts
- 6 cups of peeled, diced apples
- $\frac{1}{4}$ cup sugar
- $\frac{1}{4}$ teaspoon cinnamon
- $\frac{1}{4}$ teaspoon salt
- $\frac{1}{8}$ teaspoon nutmeg
- 1 tablespoon lemon juice



Some people prefer to make their own crust at home.

Directions
Mix all of the ingredients except the apples, crust, and lemon juice in a large bowl. Once they are completely mixed, put the apples and lemon juice in the bowl and mix those too. Put one of the pre-formed crusts into a pie plate. Press against the sides to smooth it out. Then, dump the apple filling into the pie crust. This should just about fill the crust. Use the second crust to layer over the apple filling. Pinch the edges of the crusts together so that the filling cannot be seen. Use a knife to put slits in the top crust. Bake it in the oven for 45 minutes at 425 degrees. Let the pie sit for two hours before serving. Enjoy it by itself or with a scoop of vanilla ice cream!

Apple Pie Fun Facts!

- The first apple pie recipe is from 1381.
- The earliest apple pies did not include sugar because it was too expensive.
- Apple pies are usually thought of as being American, but they came way before America.

There are many different ways to make an apple pie.



EXAMPLE SETS

Name: _____

Creepy, Crawly Spiders

1. What is one thing you can learn from the sidebar?

2. What do spiders do?

3. What can you learn from the sidebar?

4. Name two things a spider can do.

5. What happens when a spider makes a web?

Name: _____

Creepy, Crawly Spiders


Did you know?

- All spiders can make silk.
- Spiders can lay up to 2,000 eggs at once.
- They do not have teeth as they cannot chew their food.

What Exactly is a Spider?
Spiders are usually small creatures with eight legs. They have fangs for injecting venom. They have body parts called spinnerets that can make silk. They breathe air and are often confused with insects.

How Do They Make Webs?
Spiders have special body parts that almost no other animals have. These parts are called spinnerets. Most spiders have six spinnerets. Some have two, four, or eight spinnerets. The spinnerets contain silk glands. Some have to make webs. Each spinneret can work on its own or together. Spiders still use their spinnerets to make webs. Even the ones that don't make webs.

What Are the Webs Like?
Spider webs can come in all shapes and sizes. The webs can have many different purposes. Some are to protect the entrance to where a spider lives. Some webs are extremely strong and sticky. Once food hits the web, it often cannot free itself. The spider uses the web to trap the prey. When the prey tries to get away from the web, it often becomes even more tangled in the silk. This makes spiders great hunters.




Spiders can walk upside down.

Name: _____

Time for Migration

Why Do Birds Leave?
Many types of birds migrate or travel to a different area. These birds do this for a variety of reasons. Birds migrate to another area because there are more resources in the other area. The most common reason birds are looking for are nesting areas and food. As days get shorter and the weather gets colder, there are fewer and fewer insects. This is the primary food source for many birds. Birds will travel to another area to find food. Birds in the far south during the fall. The same birds migrate south during the spring and summer.

Not all birds migrate. Some birds only travel short distances. Others may travel up to 10,000 miles. Some birds have a flight leader in the front.



Birds often migrate in large flocks.

Name: _____

Time for Migration

Text Feature	How it helps me to understand the text
photographs	
captions	
bold print	
subheadings	

1. What does migrate mean?

2. What is one reason that birds migrate?

3. What is a reason that migration is difficult for birds?