

# FEBRUARY

# COMPREHENSION

## Paired Passages

### Valentine's



In schools, children write Valentine's classmates. These Valentine's Cards characters, animals, sports, or man on them. Some students even make store all of their cards in. This is a Day the

For the religious Day, but Friends card-g candy, many p

Few of and he and gift Greek drawn can sh

Name: \_\_\_\_\_

### Nonfiction Questions



1. Describe what gifts are given on Valentine's Day.  
\_\_\_\_\_  
\_\_\_\_\_
2. How do schools celebrate Valentine's Day?  
\_\_\_\_\_  
\_\_\_\_\_

Name: \_\_\_\_\_

### Facts About Valentine's Day



\_\_\_\_\_  
\_\_\_\_\_  
\_\_\_\_\_  
\_\_\_\_\_  
\_\_\_\_\_

### My Mystery Valentine



My name is Ellie and I do not like Valentine's Day. The people on TV and in the stores are trying to make me buy Valentine's cards for all the kids in my class. But I'd rather play some baseball or read a story. My brother always calls me weird because I like playing with LEGO's better than playing with Barbie dolls, but I am very happy with the games I play.

This is why I don't like to fill out Valentine's cards. I think pink hearts and frilly cards are silly, but my teacher told us to bring in our Valentine's cards for the entire class. So, of course, I brought in some cards with Minecraft characters on it and some delicious candy.

As we were passing our Valentine's cards out to our friends, I noticed a big red heart on my desk. I closed my eyes and hoped and wished that it was not for me. I walked over to my desk and picked up the card. I turned it over and read the words, "From your secret admirer". I suddenly blushed and looked around the room to make sure no one saw me reading this card. I looked at all the boys in my class. I glared at each one, angry that this could happen to me! This couldn't be! A secret admirer?

But, I guess this could be a good thing. Getting a card from a secret admirer meant only one thing. I get to become a secret agent solving the year's best mystery. This will be such an amazing mystery to solve!

Name: \_\_\_\_\_

### Fiction Questions



1. Why did her brother tease her?  
\_\_\_\_\_  
\_\_\_\_\_
2. What happened that made her glare at the boys in her class?  
\_\_\_\_\_  
\_\_\_\_\_
3. Describe how the character felt about Valentine's Day.  
\_\_\_\_\_  
\_\_\_\_\_
4. How did the character feel at the end of the story?  
\_\_\_\_\_  
\_\_\_\_\_

Created by Jessica Tobin

# EXAMPLES

**Valentine's Day**

Name: \_\_\_\_\_

**Nonfiction Questions**

1. Describe what gifts are given on Valentine's Day.

2. How do schools celebrate Valentine's Day?

3. Identify one thing you have learned about Valentine's Day.

**Facts About Valentine's Day**

Started to write an informational article. Use an introduction, thesis, and conclusion.

**Valentine's Day**

**Nonfiction Story, Questions, and Writing Piece**

**My Mystery Valentine**

Name: \_\_\_\_\_

**Fiction Questions**

1. Why did her brother tease her?

2. What happened that made her glare at the boys in her class?

3. How did the character feel at the end of the story?

**Story Elements**

are the characters?

not a person?

**Create your own story about how the girl solved her mystery.**

**Fiction Story, Questions, and Writing Piece**

**VALENTINE'S DAY**

1. and?

2. and?

**Comparing Texts**

Valentine's Day

Both

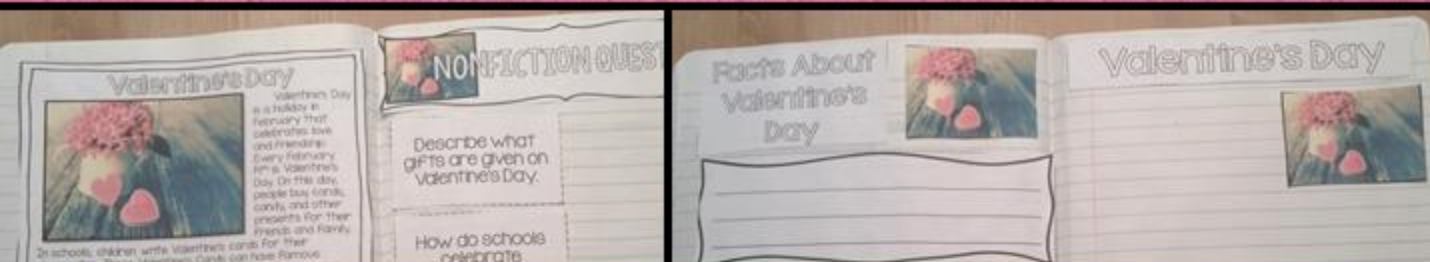
**My Mystery Valentine**

## Comparison Questions and Venn Diagram



4. and?

**My Mystery Valentine**

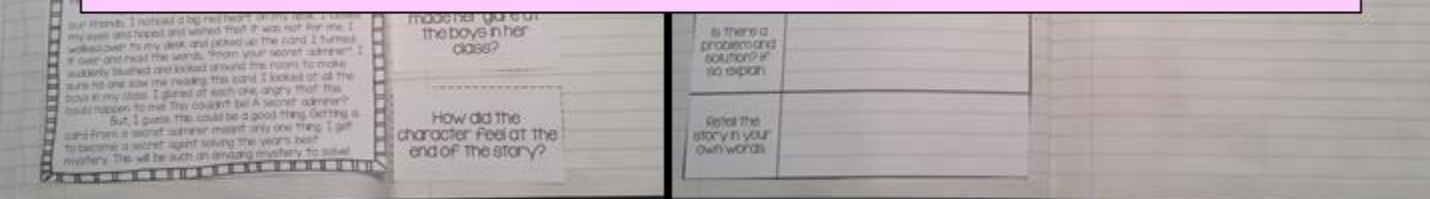
# EXAMPLES



## Nonfiction Story, Questions, and Writing Piece



## Fiction Story, Questions, and Writing Piece



## Comparison Questions and Venn Diagram



# STORIES

Story Titles	
Nonfiction Fiction	Groundhog Day Phil's Fears
Nonfiction Fiction	The Super Bowl Super Bowl Tickets
Nonfiction Fiction	Valentine's Day My Secret Valentine
Nonfiction Fiction	George Washington A Day in the Life of George
Nonfiction Fiction	Dentists Too Scared to Go

# DIGITAL

The paired passages are now available in Google Slides format.

To open each set of paired passages, click on the link below after reading these instructions. These links will open Google Slides.

## What you need:

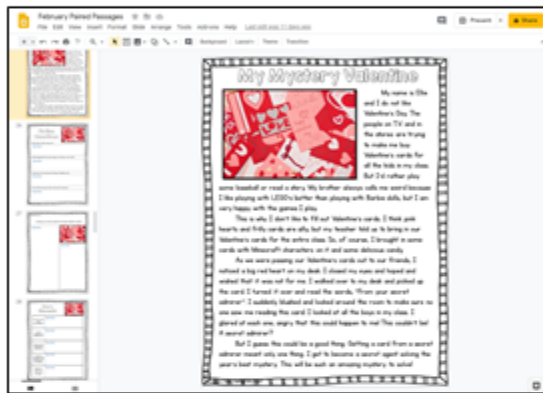
-A Google Classroom account

## What to do:

- Open document using link on the bottom of this page.
- Click "make a copy". This will be your master copy. Name it whatever you'd like.
- Make another copy to share with your students. Get the shareable link using the 'Share' button in the top right corner.

## Options for sharing:

- Copy the *specific slide* you need and share it with your students.
- Share the *entire presentation* for them to fill out by a certain date or for use when they are reading independently.
- Create a graphic organizer folder for your students to access whichever ones they want/need.



**CLICK HERE FOR DIGITAL ACCESS.**