

All About Holidays

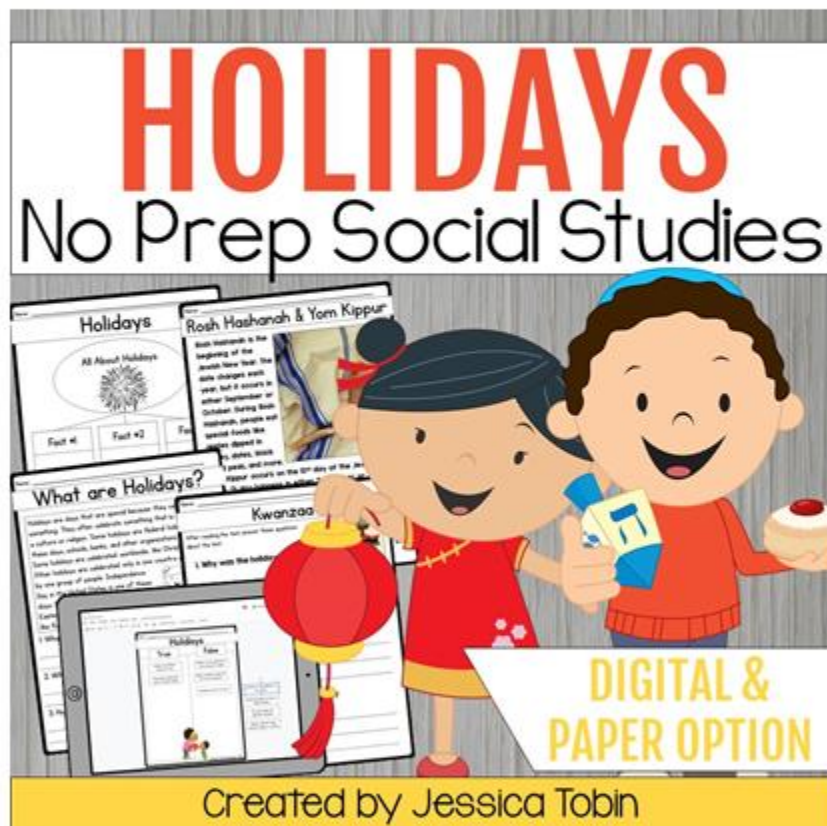
This Holidays set is intended to be used as a supplemental resource to your social studies unit.

Resources Included:

- Introduction to Holidays
- Individual holiday information separated by month

35 holidays covered in this unit include:

Labor Day	St. Patrick's Day
Rosh Hashanah/Yom Kippur	Holi
Grandparents Day	Earth Day
Halloween	Easter
Diwali	Arbor Day
Dia de los Muertos	Songkran
Veterans Day	Cinco de Mayo
Thanksgiving	Mother's Day
Hanukkah	Memorial Day
Kwanzaa	May Day
Christmas	Flag Day
Las Posadas	Father's Day
New Years	Independence Day
Martin Luther King Jr. Day	Midsummer Day
Chinese New Year	O-Bon
Groundhog Day	Ramadan
Presidents' Day	
Valentine's Day	
Tu B'Shvat	



Introduction Pages

Name: _____

Holidays

What I Know	What I Want to Know	What I Learned

©Jessica Tobin, Elementary Nest

Name: _____

What are Holidays?

Holidays are days that are special because they celebrate something. They often celebrate something that is important to a culture or religion. Some holidays are federal holidays. On these days, schools, banks, and other organizations shut down. Some holidays are celebrated worldwide, like Christmas. Other holidays are celebrated only in one country or by one group of people. Independence Day in the United States is one of these days. Some holidays last one day, like Easter. Others can last a whole month, like Ramadan.



1. What do holidays celebrate?

2. What happens on federal holidays?

3. How long do holidays last?

©Jessica Tobin, Elementary Nest

Name: _____

Holidays

True	False



©Jessica Tobin, Elementary Nest

Holidays last different amounts of time.	Government organizations close for federal holidays.	Holidays can be celebrated by only one group of people.
Holidays celebrate things that are not very important.	Schools and banks are open on federal holidays.	All holidays last only one day.
The same holidays are celebrated worldwide.	Christmas is only celebrated in one country.	Holidays celebrate things important religious or cultures.

Name: _____

Holidays

All About Holidays



Fact #2	Fact #3


©Jessica Tobin, Elementary Nest

35 Individual Holiday Study

Name: _____

Diwali

Diwali is one of the most popular Hindu festivals. It celebrates the victory of light over darkness, good over evil, knowledge over ignorance, and hope over despair. It is a national holiday in eleven countries throughout the world. The date of Diwali changes each year, but it occurs in mid-November. During the celebration, people clean their homes, put on new clothes, and they set off fireworks. They also give each other gifts and visit family and friends. The shopping period is called Navratri.



©Jessica Tobin, Elementary Nest

Name: _____

Diwali

Illustrate.

Name: _____

Write facts from the text in these boxes.



©Jessica Tobin, Elementary Nest

Name: _____


Diwali

After reading the text, answer these questions about the text.

1. Who celebrates Diwali?

2. When is Diwali celebrated?


3. What do people do during Diwali?



©Jessica Tobin, Elementary Nest

Name: _____

Diwali



When is the holiday?

Why is it celebrated?

What do people do?

What is one fact you learned?

©Jessica Tobin, Elementary Nest

- Sample Holiday**
1. Passage
 2. Comprehension Questions
 3. Fact Writing
 4. Fold and Cut Book
 5. Writing Page

Digital Additions

The practice sheets and passages are now available in Google Slides format.

To open the social studies pages, click on the link below after reading these instructions. These links will open Google Slides.

What you need:

- A Google Classroom account

What to do:

- Open document using links on next page.
- Click "make a copy". This will be your master copy. Name it whatever you'd like.
- Make another copy to share with your students. Get the shareable link using the 'Share' button in the top right corner.

Options for sharing:

- Copy the *specific slide* you need and share it with your students.
- Share the *entire presentation* for them to fill out by a certain date or for use when they are reading independently.
- Create a graphic organizer folder for your students to access whichever ones they want/need.

