

JUNE & JULY

COMPREHENSION

Paired Passages

Beaches



From the heat of the sun, so summer is time to visit a sandy beach.

A beach is a landform found all over the world. Most beaches are covered in sand, but there are other types of beaches. Some are made of pebbles and shells. Some are made of sand and are visited by people on vacation. Some are in tropical areas. Some are in the water. And some are built for shells. We visit beaches on vacation. Some include swimming in the water.

Name: _____

Nonfiction Questions



1 Describe what a beach is.

2 What activities might happen on a beach?

Name: _____

Facts About Beaches



Best Friends on the Beach



Julie and Jake were next door neighbors. Last week, they learned that they were both going on vacation. Julie and Jake were a little bit bummed that they would not get to play in their backyards together for an entire week. On the last day before their family vacations, they said good-bye and promised to meet up next Friday when they got home.

A few days later, Julie was playing in the ocean waves when she saw the largest sand castle ever. The more she looked at it, the more she thought she really wanted to help out the kids building it. She ran out of the water to ask her mom if she could go help. When her mom told her that she was allowed to, Julie started walking towards the sand castle. The closer she got, the more she thought she recognized the kid standing up. "Oh my goodness!" Julie thought! She was looking at her next door neighbor, Jake. She could not believe her eyes. Jake was on vacation at the same beach that she was!

"Jake!" she yelled. "It's me! Julie!" Julie ran over to Jake, who stood there staring at her. He was just as shocked as she was. They were so happy that they could play on the beach together all week and wouldn't have to wait until Friday to hang out. What a fun week this was!

Julie and Jake were next door neighbors. Last week, they learned that they were both going on vacation. Julie and Jake were a little bit bummed that they would not get to play in their backyards together for an entire week. On the last day before their family vacations, they said good-bye and promised to meet up next Friday when they got home.

Name: _____

Fiction Questions



1 Why were Jake and Julie disappointed at the beginning?

2 Explain what Julie saw when she was playing in the waves.

3 Identify the crazy thing that happened to Julie and Jake.

4 How did Jake and Julie feel at the end of the story?

Created by Jessica Tobin

EXAMPLES

Beaches



During the summer, many families visit beaches.

Beaches are areas of the world where the ocean meets land. The ocean warms up

from the heat of the sun, so summer is a perfect time to visit a sandy beach.

A beach is a landform found all over the world. Most beaches are made of sand. Some beaches have other things like pebbles, shells, and people. Beaches are popular vacation spots for people who like to relax and enjoy the ocean. Beaches are also popular for people who like to play sports and build sand castles.

When people vacation at a beach, they do many things there. They do activities on the sand and in the water. Activities that people may do in the sand include building sand castles, playing sports, and looking for sea shells. Water activities are also popular to do while vacationing at the beach. Some of these activities

Fiction Questions



What is a beach?

What might happen on a beach?

Facts About Beaches



Beaches



What is a fact that you learned from the text?

Write a fact that you learned from the text.

Nonfiction Story, Questions, and Writing Piece

Best Friends on the Beach



Julie and Jake were next door neighbors. Last week, they learned that they were both going on vacation. Julie and Jake were a little bit bummed that they would not get to play in their backyards together.

For an extra vacation next Friday, Julie and Jake decided to go to the beach. Julie and Jake were so excited that they wanted to go to the beach. Julie's mom told her that she was allowed to, Julie started walking towards the sand castle. The closer she got, the more she thought she recognized the kid standing up. "Oh, my goodness!" Julie thought! She was looking at her next door neighbor, Jake. She could not believe her eyes. Jake was on vacation at the same beach that she was!

"Jake!" she yelled, "It's me! Julie!" Julie ran over to Jake, who stood there staring at her. He was shocked as she was. They were so happy that they could play on the beach together all week and wouldn't have to wait until Friday to hang out. What a fun week they had!

Fiction Questions



Why were Julie and Jake disappointed at the beginning?

What did Julie see when she was playing in the waves?

Story Elements



Who are the main characters?

What is the setting?

Write a vacation story for Julie and Jake at the beach.



Fiction Story, Questions, and Writing Piece



BEACHES

1. How are the two passages similar?

2. How are the two passages different?

4. Which text did you like reading better? Why?

Comparing Texts

Beaches



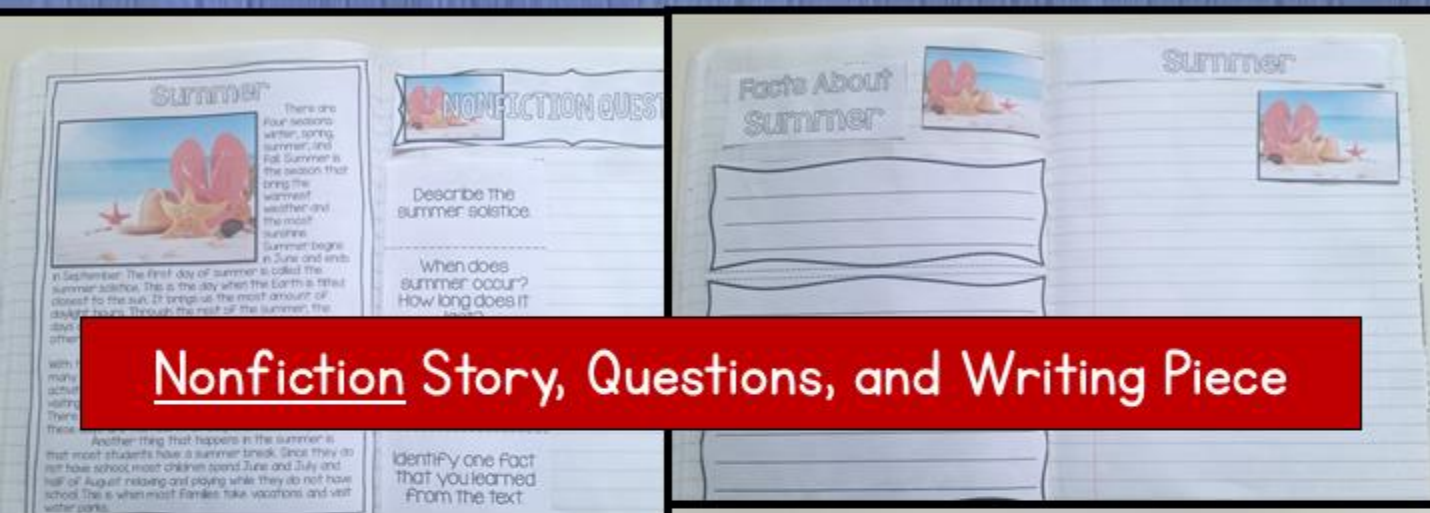
Both

Comparison Questions and Venn Diagram



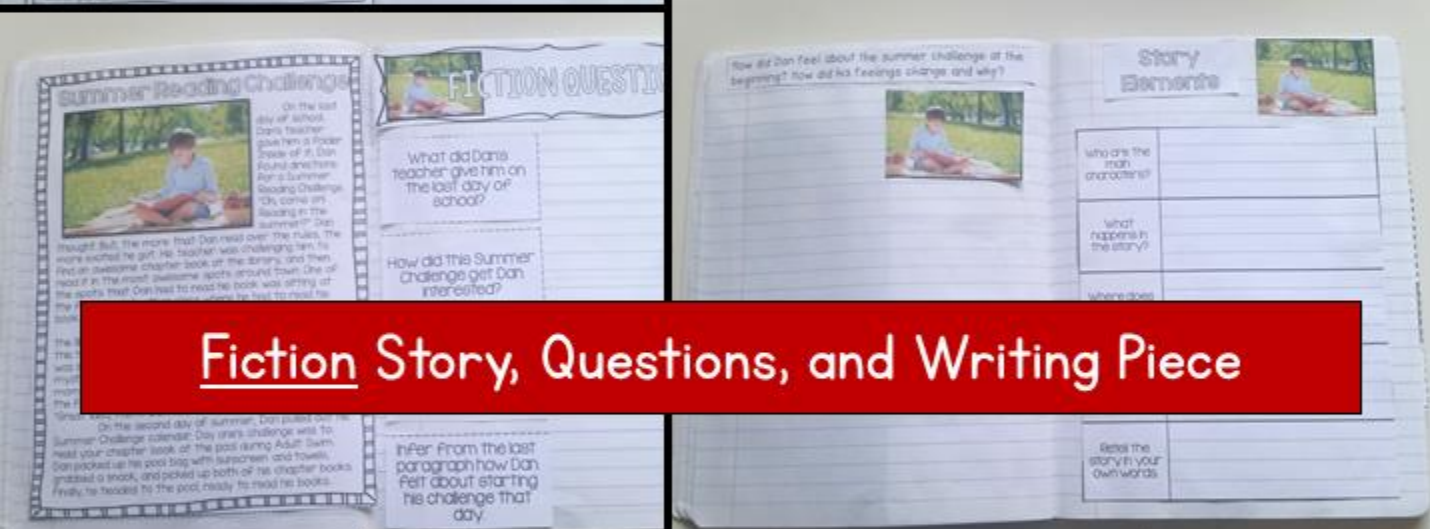
Best Friends on the Beach

EXAMPLES



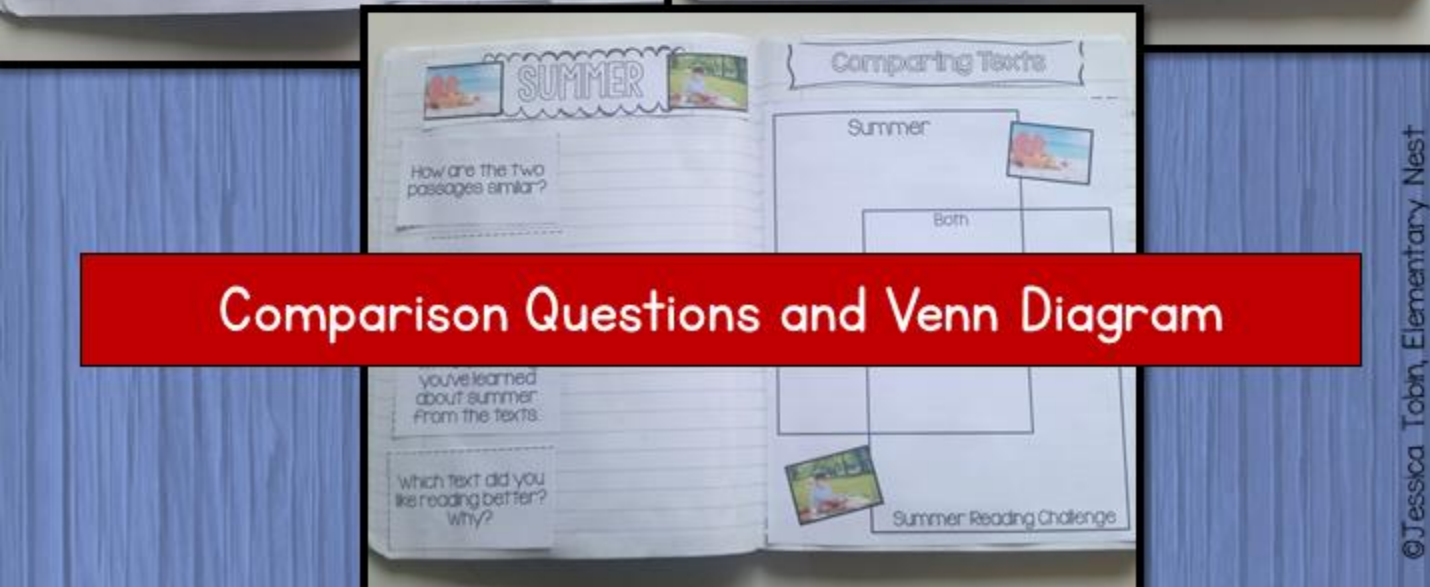
This example shows a nonfiction worksheet about summer. The left page features a section titled "SUMMER" with an image of beach items and a paragraph of text. Below the text is a "NONFICTION QUESTIONS" section with three questions: "Describe the summer solstice.", "When does summer occur? How long does it last?", and "Identify one fact that you learned from the text." The right page is titled "Summer" and includes an image of beach items and a large blank writing area.

Nonfiction Story, Questions, and Writing Piece



This example shows a fiction worksheet about a summer reading challenge. The left page has a section titled "Summer Reading Challenge" with an image of a boy reading and a paragraph of text. Below the text is a "FICTION QUESTIONS" section with three questions: "What did Dan's teacher give him on the last day of school?", "How did the Summer Reading Challenge get Dan interested?", and "Infer from the last paragraph how Dan felt about starting his challenge that day." The right page is titled "Story Elements" with an image of a boy reading and a table with three rows and two columns. The first row asks "Who are the main characters?", the second asks "What happens in the story?", and the third asks "Where does the story take place?". Below the table is a section titled "Read the story in your own words" with a large blank writing area.

Fiction Story, Questions, and Writing Piece



This example shows a comparison worksheet about summer. The left page is titled "SUMMER" and includes an image of beach items and a question: "How are the two passages similar?". Below the question is a large blank writing area. The right page is titled "Comparing Texts" and includes a Venn diagram with two overlapping circles labeled "Summer" and "Both". Below the Venn diagram is a section titled "Which text did you like reading better? why?" with a large blank writing area. At the bottom right of the right page is an image of a boy reading and the text "Summer Reading Challenge".

Comparison Questions and Venn Diagram

STORIES

Story Titles

Nonfiction
Fiction

Father's Day
My Dad's Day

Nonfiction
Fiction

Summer
Summer Reading Challenge

Nonfiction
Fiction

Beaches
Best Friends on the Beach

Nonfiction
Fiction

Dolphins
The Dolphin Family

Nonfiction
Fiction

4th of July
Burned by the Sparkler

DIGITAL

The paired passages are now available in Google Slides format.

To open each set of paired passages, click on the link below after reading these instructions. These links will open Google Slides.

What you need:

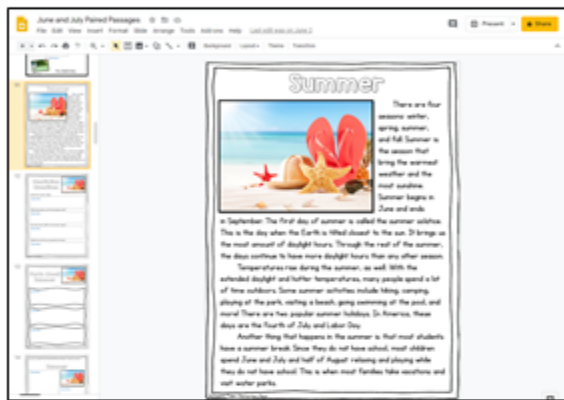
-A Google Classroom account

What to do:

- Open document using link on the bottom of this page.
- Click "make a copy". This will be your master copy. Name it whatever you'd like.
- Make another copy to share with your students. Get the shareable link using the 'Share' button in the top right corner.

Options for sharing:

- Copy the *specific slide* you need and share it with your students.
- Share the *entire presentation* for them to fill out by a certain date or for use when they are reading independently.
- Create a graphic organizer folder for your students to access whichever ones they want/need.



CLICK HERE FOR DIGITAL ACCESS.