

**5 texts per
standard**

**Recording
sheet for
each text**




**1 text set =
8 cards
(1 picture card, 1 text card,
6 questions)**

SET 1: RL.K.1

**5 texts-
each text is
1 page**

**Recording
sheet for
each text**

Hen's Chicks




Hen has chicks. They are small. There are ten chicks. I will help Hen's ten chicks live on my farm.

Hen's Chicks Question 1

Who is this story about?

Hen's Chicks Question 3

How many chicks are there?




Hen's Chicks Question 5

What does the hen do?


Hen's Chicks Question 4

Where do they live?



Hen's Chicks Question 6

What is one question you have after reading the story?



Name: _____

Read the stories, then answer the questions here.

Text #1-1

Hen's Chicks

Question 1

Question 2

Question 5

Question 6

©Jessica Tobin, Elementary Nest

**Numbered
Questions**

**Label #1-1:
Standard 1
Text 1**

STANDARDS

RL.K.1	With prompting and support, ask and answer questions about key details in a text.
RL.K.2	With prompting and support, retell familiar stories, including key details.
RL.K.3	With prompting and support, identify characters, settings, and major events in a story.
RL.K.4	Ask and answer questions about unknown words in a text.
RL.K.5	Recognize common types of texts (e.g., storybooks, poems).
RL.K.6	With prompting and support, name the author and illustrator of a story and define the role of each in telling the story.
RL.K.7	With prompting and support, describe the relationship between illustrations and the story in which they appear (e.g., what moment in a story an illustration depicts).
RL.K.9	With prompting and support, compare and contrast the adventures and experiences of characters in familiar stories.

Want digital? Read here!

These digital task cards are the same reading passages from my RL.K comprehension task cards. They've just been recreated into full-sized Slides.



These reading passages are meant to be used with Google Slides.

To open each set of comprehension task cards, click on the standard boxes on the following page. These links will open Google Slides presentations that contain 5 passages per standard that are specific to each RL standard.

What you need:

- A Google Classroom account

What to do:

- Open document using links on next page.
- Click "make a copy". This will be your master copy. Name it whatever you'd like.
- Make another copy to share with your students. Get the shareable link using the 'Share' button in the top right corner.

Options for sharing:

- Copy the *specific set of slides* you need and share it with your students.
- Share the *entire presentation* for them to fill out by a certain date or for use when they are reading independently.
- Create a comprehension task card folder for your students to access whichever ones they want/need.