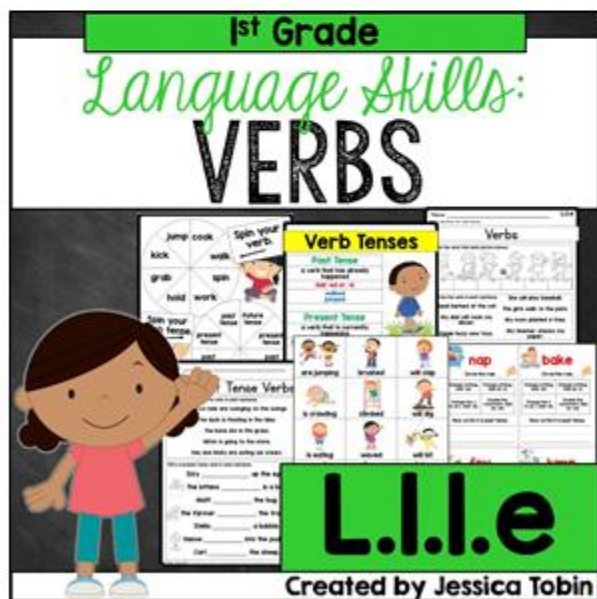


L.I.I.e

This ELA unit provides resources to use while teaching the standard **L.I.I.e**, which states that students will be able to **"Use verbs to convey a sense of past, present, and future (e.g., Yesterday I walked home; Today I walk home; Tomorrow I will walk home)."**



Using This Unit

Let's look at the structure of this unit.

Lesson Plans

- There are 5 steps in the lesson plan of this unit. Depending on how long you have for mini lessons for Language, you can choose to do all 5 steps in one day or break it up over 2-4 days. I suggest at least 10 minutes for your daily lesson, then 15-20 minutes+ for practice time. Putting your activities together may take a week to complete.

Graphic Organizers

- These can be used throughout the unit as you see fit. You can use them with your lessons if you need more or use them within their partner/independent time.

Centers & Interactive Notebook Pieces

- These can be used throughout the unit as you see fit, too. They can be used during group work, down time, or however they fit into your current ELA block structure.

Assessment

- There is one informal assessment activity at the end of the lesson plan. When you're finished teaching your unit, use this assessment with your students.

©Tobin, Aug. 2018

Mini Lessons

There is a lesson plan outline in this unit. There are five steps within this unit, which may take about a week to complete, depending on how long your ELA block is. Activities range from group work, partner activities, whole group lessons, and independent activities.

1st Grade Language Lesson

L.1.1.e

I can use verbs to show past, present, and future.

Use verbs to convey a sense of past. (e.g., Yesterday, I walked home; Today, I will walk home).

Vocabulary: singular noun plural noun

Materials: Anchor charts

Verbs

A verb is an action word.

Verb dig

Not a Verb laptop

Verb Tense

Verb sweep

Not a Verb yawn

Past Tense Verbs

Past Tense a verb that has already happened

Rule #2 If the word ends with an e... Add -d.

Future Tense

Verb are jumping

Not a Verb is crawling

Verb nap

Not a Verb bake

Verb ride

Not a Verb lick

Verb fry

Not a Verb jump

Verb cry

Not a Verb walk

Verb walks

Not a Verb skipped

Verb will ride

Not a Verb danced

Verb are dancing

Not a Verb is cooking

Verb played

Not a Verb are pulling

Verb pushed

Not a Verb is cleaning

Verb cleaned

Not a Verb are pushing

Verb pulled

Not a Verb are playing

Verb played

Not a Verb is cooking

Verb cooked

Not a Verb are pushing

Verb pushed

Not a Verb is cleaning

Verb cleaned

Not a Verb are pushing

Verb pulled

Not a Verb are playing

Verb played

Not a Verb is cooking

Verb cooked

Not a Verb are pushing

Verb pushed

Not a Verb is cleaning

Verb cleaned

Not a Verb are pushing

Centers

On top of the lesson plans you get for the L.K unit, you also get centers that will help you teach this unit. These can be used during this unit AND reused throughout the year as review.

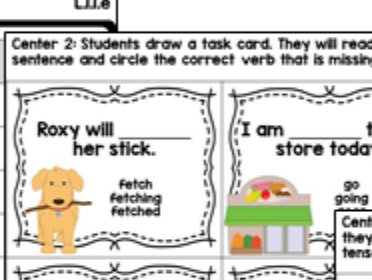
Center 1: Students will spin a verb and a verb tense. Then, they will create a sentence for each given verb.




Center 1: Students will spin a verb and a verb tense. Then, they will create a sentence for each given verb.

Write your sentence.

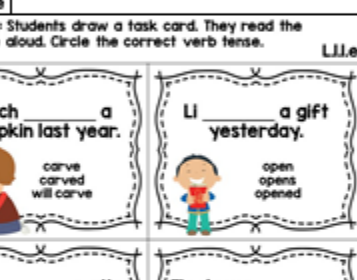
Center 2: Students draw a task card. They will read sentence and circle the correct verb that is missing.



Center 2: Students draw a task card. They read the sentence aloud. Circle the correct verb tense.



Center 2: Students draw a task card. They read the sentence aloud. Circle the correct verb tense.



Center 3: Students pull sentence strip and read aloud. Then, they determine if the sentence is future, present, or past tense.



Center 3: Students pull sentence strip and read aloud. Then, they determine if the sentence is future, present, or past tense.



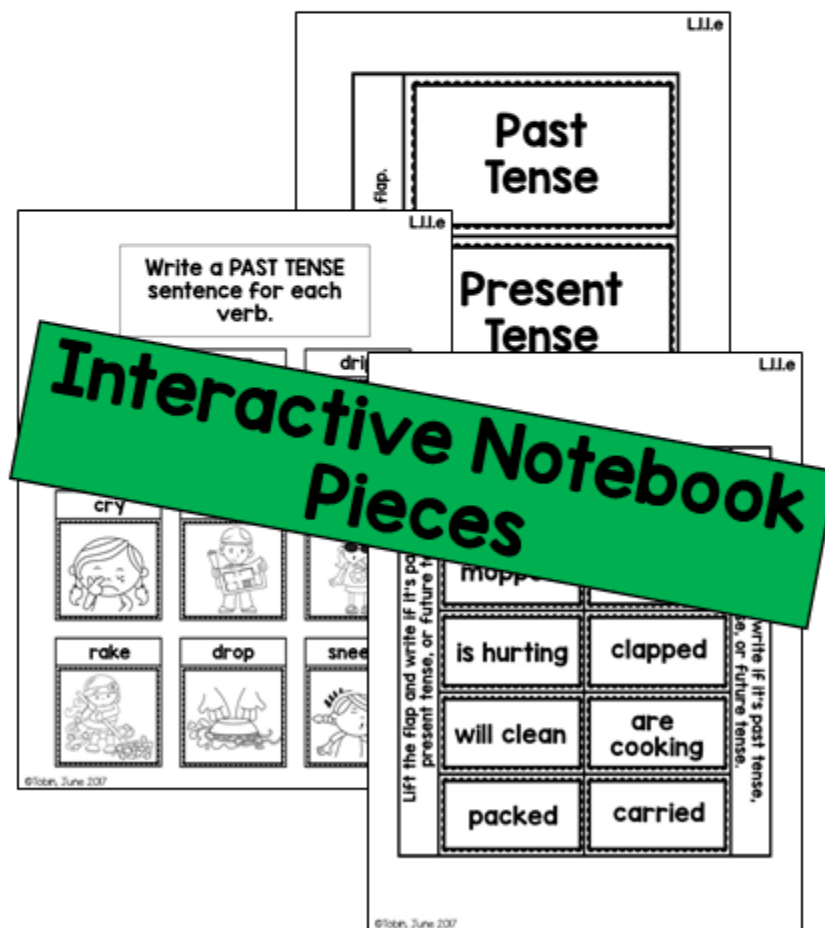
Center 3: Students pull sentence strip and read aloud. Then, they determine if the sentence is future, present, or past tense.



Future
Present
Past

Extra Resources

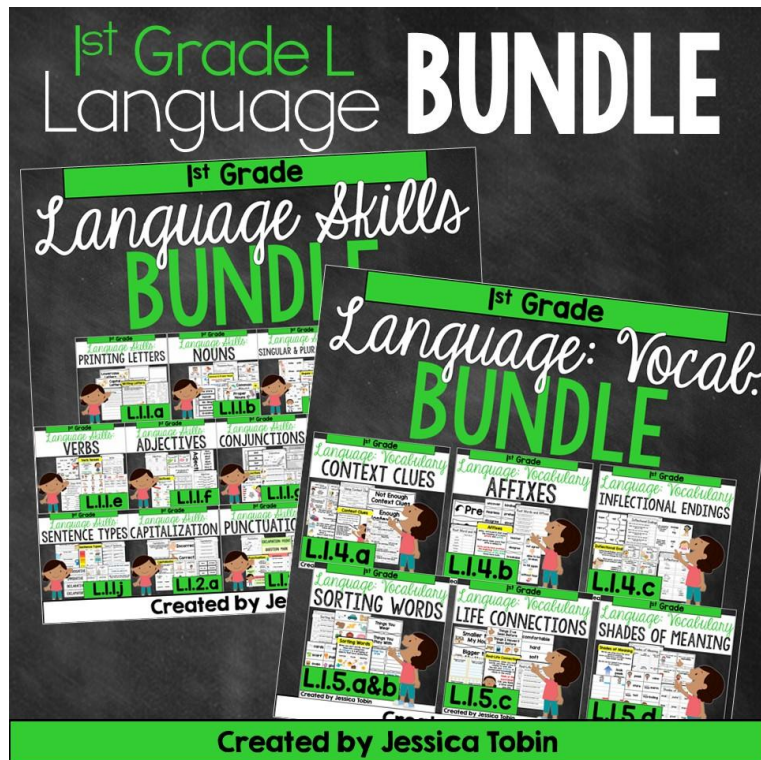
On top of the lesson plans you get for the L.K unit, you also get interactive notebook pieces and graphic organizers that will help you teach this unit. These can be used during this unit AND reused throughout the year as review.



Bundle Opportunities

If this layout looks ideal for your classroom, and you know you'll be needing resources like this for **all** standards included in Common Core, check out the bundles that save you money!

Language Domain



-or-

All 6 ELA Domains

