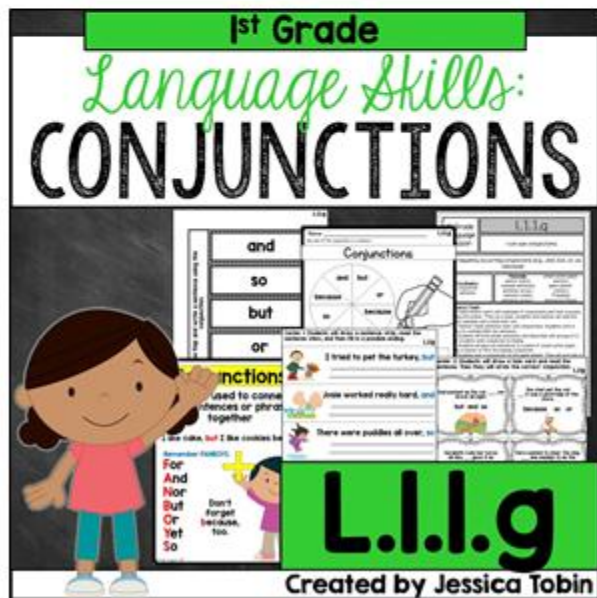


L.I.I.g

This ELA unit provides resources to use while teaching the standard **L.I.I.g**, which states that students will be able to

“Use frequently occurring conjunctions (e.g., *and, but, or, so, because*).”



Using This Unit

Let's look at the structure of this unit.

Lesson Plans

- There are 5 steps in the lesson plan of this unit. Depending on how long you have for mini lessons for Language, you can choose to do all 5 steps in one day or break it up over 2-4 days. I suggest at least 10 minutes for your daily lesson, then 15-20 minutes+ for practice time. Putting your activities together may take a week to complete.

Graphic Organizers

- These can be used throughout the unit as you see fit. You can use them with your lessons if you need more or use them within their partner/independent time.

Centers & Interactive Notebook Pieces

- These can be used throughout the unit as you see fit, too. They can be used during group work, down time, or however they fit into your current ELA block structure.

Assessment

- There is one informal assessment activity at the end of the lesson plan. When you're finished teaching your unit, use this assessment with your students.

©Tobin, Aug. 2018

Mini Lessons

There is a lesson plan outline in this unit. There are five steps within this unit, which may take about a week to complete, depending on how long your ELA block is. Activities range from group work, partner activities, whole group lessons, and independent activities.

1st Grade Language Lesson

l.1.1.g

I can use conjunctions.

Use frequently occurring conjunctions (e.g., and, but, or, so, because).

Holdings anchor charts

Conjunctions


-a word used to connect two sentences or phrases together


'BUT' Example 1:
I want to go to the park, **but** it is too dark.


'BUT' Example 2:
Mom is at the store, **but** she left her list at home.


'AND' Example 1:
My pal is nice to me, **and** she lets me play with her.


'AND' Example 2:


 **Mikey needs to go to sleep, but...**


 **Mikey and Jackson walk home, and...**


 I told mom that I wanted to cut the sandwich, **but** she did it before I could.


 The drivers weren't paying attention, **so** they got in a crash.


 My bowl got a crack in it, I wasn't being careful with it.


 I have brown hair on my head, I have brown freckles on my face.


 We can sit in traffic for an hour, **or** we can get out and walk.


 I am great at swimming in the pool, **but** I still need to learn to tread water.


 The troll is the size of a house, **and** he has a huge bat.


 We are having our family over to dinner, **so** it is the first day of summer.


 The judges liked my artwork the best, **and** they gave me first prize.


 There is one big blue whale, **and** one small red fish.


 The tag on the item reads \$4.99, **but** it rang up at \$1.99.


 Can Jane smell the flowers, **and** she sneeze?


 The rain turned into snow, **and** the weather got very cold.


 Humans can't breathe under the water, **so** they use a snorkel.


 The factory should stop running all day, **or** the smog will get worse.


 I tried to be careful, **but** I spilled my juice everywhere.


 I love swimming in the summer, **and** it is hot.


 Jerome logged into the computer, **and** he ran about.


 Julia got 1st place, **and** she practiced skating.

 The clam loved to swim, **and** it was happy.

 She will either pick a small pumpkin, **or** she will pick a large one.

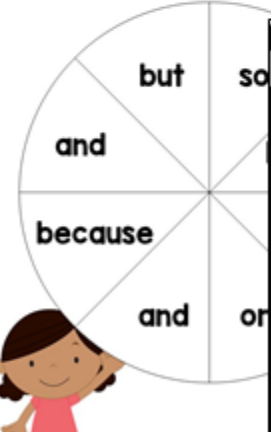
 Jeremy loves to sled down the hill, **and** he does it every day.

 Jett used all of his safety gear, **and** he did not get hurt.

 She got to go outside to swing, **and** she finished all her homework.

Spin a Conjunction

but, and, because, and, or, so



Name: _____

Spin a Conjunction Sentences

Centers

On top of the lesson plans you get for the L.K unit, you also get centers that will help you teach this unit. These can be used during this unit AND reused throughout the year as review.

Center 1: Students will draw a sentence strip, read the sentence stem, and then fill in a possible ending.

I tried to pet the turkey, but _____

Josie worked really hard, and _____

Center 2: Students will draw a task card and read the sentence. Then they will circle the correct conjunction.

Dad packed up the car _____ we drove all night.
but and so

Sarahbeth rode her horse all day, _____ gave it an apple.
but because and

You can choose to eat a hotdog _____ a hamburger on the grill.
and or because

Center 1: Students will draw a sentence strip, read the sentence stem, and then fill in a possible ending.

Mike never played ball before, but _____

Mitchell slide down the slide, and _____

My baby sister got in trouble, so _____

Center 2: Students will draw a task card and read the sentence. Then they will circle the correct conjunction.

The chef pet the cat _____ it was a good help at the store.
because so or

The bug wanted to go for a swim, _____ it hopped in the water jug.
but and so

The pug got in trouble, _____ it dug a big hole.
but because and

Henry fell down _____ hurt his shin on the sidewalk.
and or because

Center 1: Students will draw a sentence strip, read the sentence stem, and then fill in a possible ending.

Farra wanted to be line leader, _____

Katie put the weather up, _____

Center 2: Students will draw a task card and read the sentence. Then they will circle the correct conjunction.

I put my fishing pole in the lake, _____ a fish bit my line.
and

I studied hard for the test, _____ I got an A-.
so

I really want to eat ice cream, _____ the store is out of chocolate.
but

I was late to school, _____ the bus was late.
because

Mom told me that I had to choose the zoo _____ a visit to the aquarium.
or

My brother gave me a big lollipop, _____ I ate it in less than minutes.
and

Center 2: Students will draw a task card and read the sentence. Then they will circle the correct conjunction.

I had to research birds, _____ I logged into my computer.
because so or

I want to walk to the store _____ a big donut.
house and

Julie will catch her bird in either a net _____ a bird cage.
or so but

Center 3: Students will put the 3 pieces together with the two sentence stems and conjunction that make the most sense together.

I put my fishing pole in the lake,	and	a fish bit my line.
I studied hard for the test,	so	I got an A-.
I really want to eat ice cream,	but	the store is out of chocolate.
I was late to school,	because	the bus was late.
Mom told me that I had to choose the zoo	or	a visit to the aquarium.
My brother gave me a big lollipop,	and	I ate it in less than minutes.

Center 3: Students will put the 3 pieces together with the two sentence stems and conjunction that make the most sense together.

My sister has a lot of markers,	but	she can't find the pink marker.
My mom likes to drink coffee,	so	my house smells like coffee.
Our class earned extra recess,	because	we followed directions all week.
I need to clean my room,	or	I may start to lose all my shoes.
I want to play football,	but	my moms wants me to play soccer.
Will you sit right here	and	wait for the bus to come?

Extra Resources

On top of the lesson plans you get for the L.K unit, you also get interactive notebook pieces and graphic organizers that will help you teach this unit. These can be used during this unit **AND** reused throughout the year as review.

Name: _____ L.L.g

Circle the conjunction in each sentence, then write the conjunction.

Conjunctions

I needed to water the flowers _____ the plants were dry.

Mom told me I needed to water the plants _____ I was late for school.

There are cookies, _____ I like them.

I want to take that turtle _____ it is so cute.

Name: _____ L.L.g

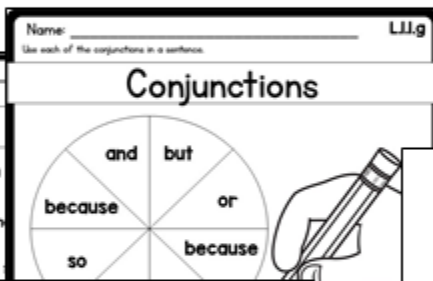
Students will cut out and glue the missing conjunction.

Conjunctions

The dog ran fast _____ caught a ball.

I like brownies, _____ they did not like them.

_____ a new puppy.



L.L.g

I want to go, _____ it is closed.	Have you seen this, _____ is it new?
I can buy the new ball _____ use it later.	I want to go play, _____ I have homework.
Mom told me to wait _____ she needs.	We are going on a field trip, I need _____.

Write the conjunction in each sentence.

Name: _____ L.L.g

Students will read the first half of the sentence, then complete the rest using a conjunction.

Conjunctions

Mitch wanted to plant flowers _____ the garden was empty.

We rode our bikes all day _____ the weather was perfect.

My teacher told us we did not have any homework _____ the weekend was here.

Mom bought us pizza tonight _____ we were hungry.

I _____ to chew the bone _____ it was so big.

My mom bought my cat a ball of yarn _____ she was bored.

We packed up our van _____ the trip was over.

Name: _____ L.L.g

Create a sentence about the picture, using a conjunction.

Conjunctions

L.L.g

Lift the flap and write a sentence about the picture using a conjunction.

©Tobin, August 2017

L.L.g

Lift the flap and write a sentence using the conjunction.

and
but
or
because

©Tobin, August 2017

Graphic Organizers

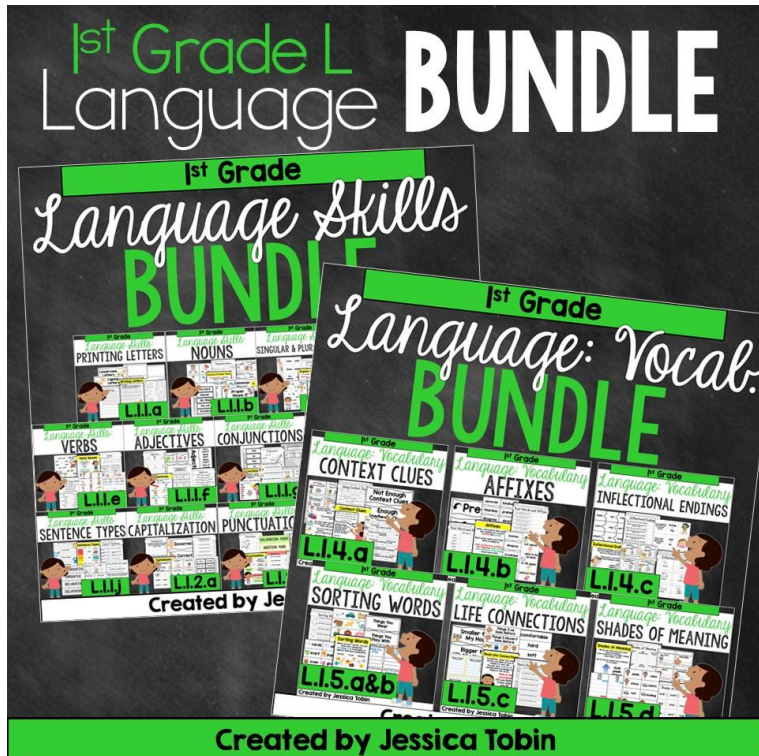
Interactive Notebook Pieces

Bundle Opportunities

If this layout looks ideal for your classroom, and you know you'll be needing resources like this for **all** standards included in Common Core, check out the bundles that save you money!

Language Domain

All 6 ELA Domains



1st Grade L Language BUNDLE

1st Grade Language Skills BUNDLE

1st Grade Language: Vocal. BUNDLE

Created by Jessica Tobin

This bundle includes various worksheets for 1st grade language skills, such as PRINTING LETTERS, NOUNS, VERBS, ADJECTIVES, CONJUNCTIONS, SENTENCE TYPES, CAPITALIZATION, and PUNCTUATION. It also includes a 'Vocal' bundle with worksheets for CONTEXT CLUES, AFFIXES, INFLECTIONAL ENDINGS, SORTING WORDS, LIFE CONNECTIONS, and SHADES OF MEANING.

-or-



ALL-YEAR ELA 1st Grade

Created by Jessica Tobin

This bundle includes six sub-bundles for 1st grade ELA:

- 1st Grade Foundational Skills BUNDLE**: Includes worksheets for Foundational Skills 1: Print Concepts and Foundational Skills 2: Phonological Awareness.
- 1st Grade Common Core WRITING BUNDLE**: Includes worksheets for Writing and Speaking & Listening.
- 1st Grade RL (Literature) BUNDLE**: Includes worksheets for ASK & ANSWER, RETELL, STORY, SENSORY WORDS, FICTION VS. NONFICTION, POINT OF VIEW, ILLUSTRATIONS, and COMPARE & CONTRAST.
- 1st Grade L Language Skills BUNDLE**: Includes worksheets for Language Skills.
- 1st Grade RI (Informational) BUNDLE**: Includes worksheets for ASK & ANSWER, FINDING THE MAIN IDEA, MAKING CONNECTIONS, UNKNOWN WORDS, USING TEXT FEATURES, TEXT VERSUS PICTURES, AUTHOR'S POINT OF VIEW, and COMPARING.
- 1st Grade SPEAKING & Listening BUNDLE**: Includes worksheets for Speaking & Listening.