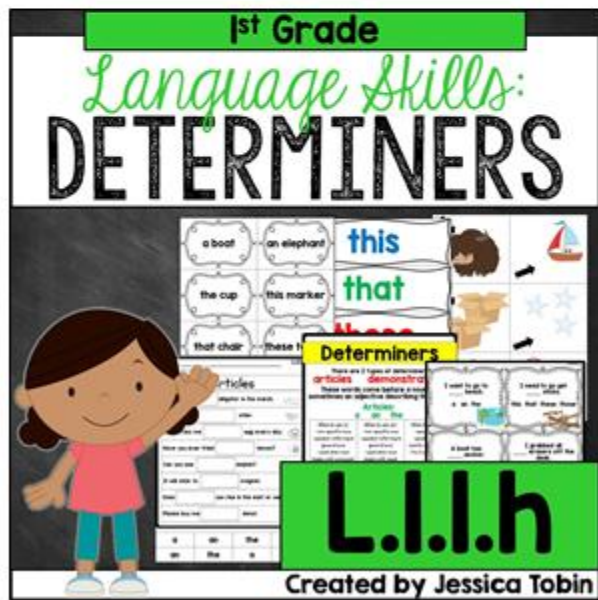


L.I.I.h

This ELA unit provides resources to use while teaching the standard **L.I.I.h**, which states that students will be able to **"Use determiners (e.g., articles, demonstratives)."**



Using This Unit

Let's look at the structure of this unit.

Lesson Plans

- There are 5 steps in the lesson plan of this unit. Depending on how long you have for mini lessons for Language, you can choose to do all 5 steps in one day or break it up over 2-4 days. I suggest at least 10 minutes for your daily lesson, then 15-20 minutes+ for practice time. Putting your activities together may take a week to complete.

Graphic Organizers

- These can be used throughout the unit as you see fit. You can use them with your lessons if you need more or use them within their partner/independent time.

Centers & Interactive Notebook Pieces

- These can be used throughout the unit as you see fit, too. They can be used during group work, down time, or however they fit into your current ELA block structure.

Assessment

- There is one informal assessment activity at the end of the lesson plan. When you're finished teaching your unit, use this assessment with your students.

©Tobin, Aug. 2018

Mini Lessons

There is a lesson plan outline in this unit. There are five steps within this unit, which may take about a week to complete, depending on how long your ELA block is. Activities range from group work, partner activities, whole group lessons, and independent activities.

1st Grade Language Lesson

L.1.1.h

I can use determiners.

Use determiners (e.g., articles, demonstratives).


Determiners


There are 2 types of determiners:
articles **demonstrative**

These words come before a noun (or sometimes an adjective describing the noun).







Articles:
a an the

When to use 'a': non-specific noun
When to use 'an': non-specific noun
When to use 'the': specific noun







a hat 

an ear 

a	tent
an	airplane

this	yak
that	boat
these	boxes
those	stars
this	cactus
those	cars

a boat	an elephant
the cup	this marker
that chair	these tables
those trees	an orange

Centers

On top of the lesson plans you get for the L.K unit, you also get centers that will help you teach this unit. These can be used during this unit AND reused throughout the year as review.

Center 1: Students will draw noun strip, read aloud, and sort into the correct or incorrect pile.

a apple	a b
a igloo	an cro
a markers	the t

Center 1: Students will draw noun strip, read aloud, and sort into the correct or incorrect pile.

a leaves
an dog

Center 2: Students draw a task card, read the sentence, circle the missing determiner.

I want to go to beach. a an the	I need to go get sticks. this that these those
I bought cream cone. a an the	A boat has anchor. a an the
I can see park from here.	I grabbed all erasers off the desk. this that these those

Center 3: Students will sort picture cards with nouns on them under the correct article.

ape	nest
apple	stick
octopus	crayon

Center 3: Students will sort picture cards with nouns on them under the correct article.

moon
statue
zoo

Center 4: Students will sort picture cards with nouns on them under the correct demonstrative.

tiger	ostriches
table	keys
quilt	jellybeans
	ladder

Center 4: Students will sort picture cards with nouns on them under the correct demonstrative.

stars
factories
butterflies

©Tobin, 2018

Extra Resources

On top of the lesson plans you get for the L.K unit, you also get interactive notebook pieces and graphic organizers that will help you teach this unit. These can be used during this unit AND reused throughout the year as review.

Name: _____ L.J.H.

Write a sentence for the pictures given. Make sure to use a determiner.

Using Determiners

I saw _____ alligator in the marsh.

I think I see _____

Mom cooks me _____

Have you ever tried _____

Articles

Name: _____ L.J.H.

Write the missing articles (a, an, the).

I want to see _____ leaf today.

Will we see _____ museum on our walk?

Demonstratives

Name: _____ L.J.H.

Write the missing demonstratives (these, those, that, this).

I want to swim out to _____ island.

Look at _____ leaves blowing away.

Mom says stay close to _____ wagon.

I don't want to touch _____ web up there.

Do you think I can eat all _____

Roll _____

_____ cards flying?

Can I have _____ cookie right here?

Dad is looking at _____ weird cloud.

I made all _____ cupcakes.

I will use _____ toothpaste.

Please bring me _____ markers from over there.

I think I want to go back and adopt _____ dog.

those	these	that	this
this	that	these	those

Interactive Notebook Pieces

Name: _____ L.J.H.

Articles

Write the missing articles (a, an, the).

this

those

the

an

Bundle Opportunities

If this layout looks ideal for your classroom, and you know you'll be needing resources like this for **all** standards included in Common Core, check out the bundles that save you money!

Language Domain



-or-

All 6 ELA Domains

