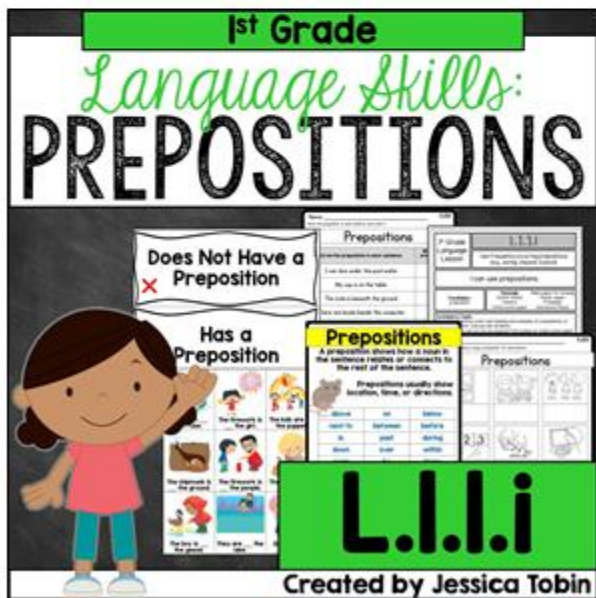


# L.I.I.i

This ELA unit provides resources to use while teaching the standard **L.I.I.i**, which states that students will be able to

**"Use frequently occurring prepositions (e.g., *during, beyond, toward*)."**



## Using This Unit

Let's look at the structure of this unit.

### Lesson Plans

- There are 5 steps in the lesson plan of this unit. Depending on how long you have for mini lessons for Language, you can choose to do all 5 steps in one day or break it up over 2-4 days. I suggest at least 10 minutes for your daily lesson, then 15-20 minutes+ for practice time. Putting your activities together may take a week to complete.

### Graphic Organizers

- These can be used throughout the unit as you see fit. You can use them with your lessons if you need more or use them within their partner/independent time.

### Centers & Interactive Notebook Pieces

- These can be used throughout the unit as you see fit, too. They can be used during group work, down time, or however they fit into your current ELA block structure.

### Assessment

- There is one informal assessment activity at the end of the lesson plan. When you're finished teaching your unit, use this assessment with your students.

©Tobin, Aug. 2018

# Mini Lessons

There is a lesson plan outline in this unit. There are five steps within this unit, which may take about a week to complete, depending on how long your ELA block is. Activities range from group work, partner activities, whole group lessons, and independent activities.

1st Grade Language Lesson

**L.1.1.1**

Use frequently occurring prepositions (e.g., during, beyond, toward).

I can use prepositions.

**Prepositions**

A preposition shows how a noun in the sentence relates or connects to the rest of the sentence.

Prepositions usually show location, time, or directions.

above on below

Name: \_\_\_\_\_

**Show a Preposition**


**Directed Drawing Instructions**

Step 1- Draw a line of grass along the bottom of your paper.

Step 2- Draw a circle on top of your grass.









Step 3- Draw a square next to your circle.

Step 4- Draw a heart to the left of your circle.

Step 5- Draw a 2nd square on top of your

Name: \_\_\_\_\_

**Directed Drawing**

Name: \_\_\_\_\_

**Preposition Responses**


Name: \_\_\_\_\_

**Preposition Responses**


above	on	below
next to	between	before
in	past	during
down	over	within
near	by	from
during	inside	toward
beyond	around	beside
outside	onto	along
behind	through	under

# Centers

On top of the lesson plans you get for the L.K unit, you also get centers that will help you teach this unit. These can be used during this unit AND reused throughout the year as review.


Center 1: Match the preposition to the picture that represents it.

on	
under	
between	


Center 1: Match the preposition to the picture that represents it.

inside
in

Center 1: Match the preposition to the picture that represents it.

 The boy is <u>in</u> the tube.	 The firework is <u>above</u> the girl.
 The boy is <u>on</u> the ice.	 The birds are <u>in</u> the nest.

Center 1: Match the preposition to the picture that represents it.

 The bin is <u>next to</u> the boy.	 The umbrella is <u>over</u> the fire.
---	--

Let each sentence into the correct category: preposition or does not include a preposition.

Does Not Have a Preposition

×

Has a Preposition

Center 2: Sort each sentence into the correct category: includes a preposition or does not include a preposition.

The cat sat on the mat.
The dog is next to the house.
The fish swam under the rock.
The fish swims in the water.
The blue sky is above the clouds.
The clouds are in the sky.

Center 2: Sort each sentence into the correct category: includes a preposition or does not include a preposition.

The ice cream truck is down the street.
I am going to get chocolate and strawberry ice cream.
I'll bet there are many ice cream cones inside of the truck.
Ice cream tastes so sweet in my mouth.
I love ice cream so much.
There are only three people on the truck: me and that truck.
This hot sun might melt my ice cream.

Center 3: Students will create their own sentence with the color coded sentence pieces. Then, on a laminated sheet (For easy erasing), they will draw their sentence.

The dog	walked	into
The cat	lays	on top of
My bird	perched	in
The plane	flew	above
The mole	dug	under
The ball	bounced	on
The eagle	flies	beyond

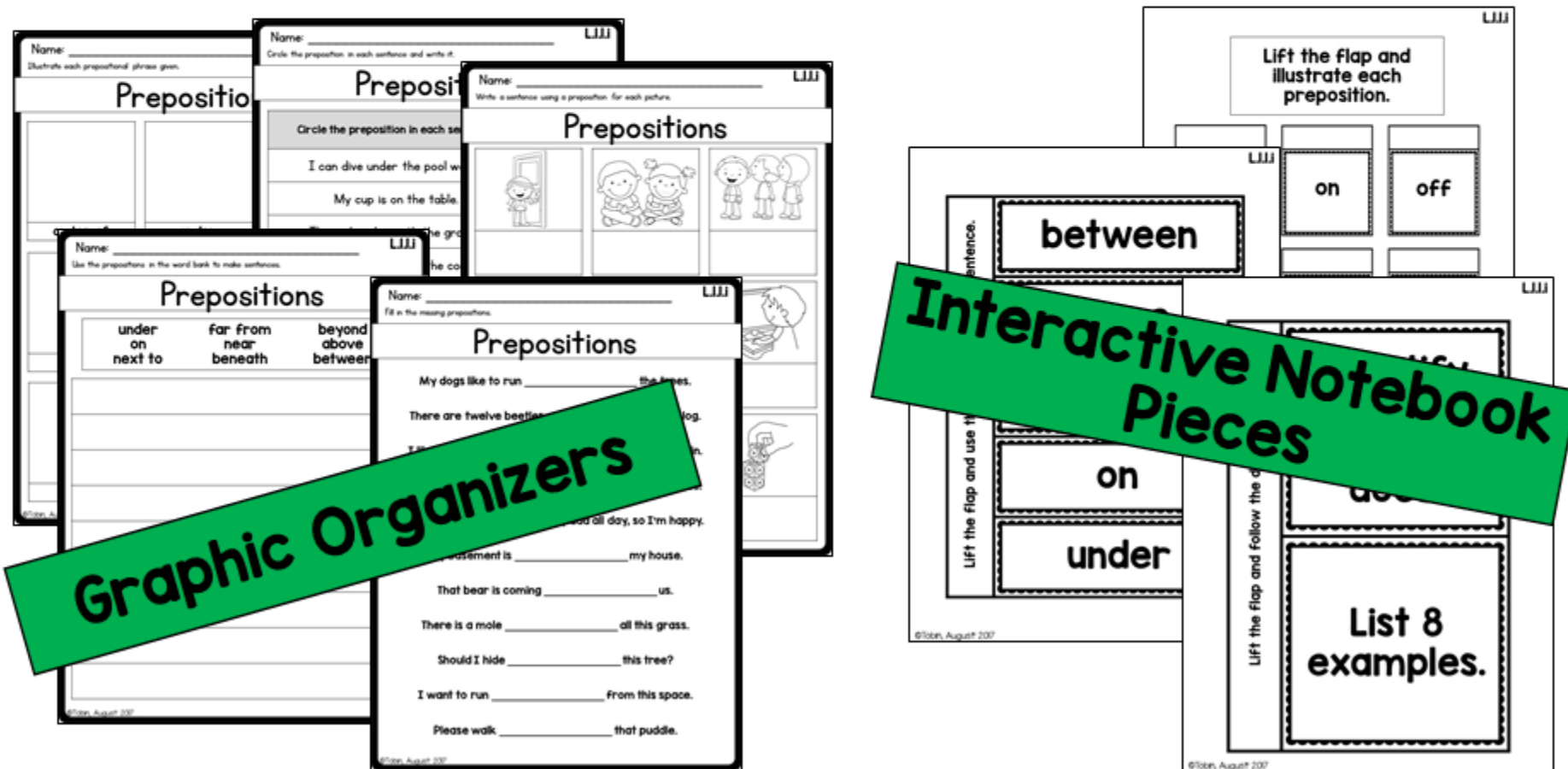
Center 3: Students will create their own sentence with the color coded sentence pieces. Then, on a laminated sheet (For easy erasing), they will draw their sentence.

Sam	threw his ball	across
The dog	put his bone	below
The pan	hangs	above
My tired body	leaned	against
Sammy	stands	next to
We	parked	beside
My family	walked	inside

Center 3: Students will create their own sentence with the color coded sentence pieces. Then, on a laminated sheet (For easy erasing), they will draw their sentence.

# Extra Resources

On top of the lesson plans you get for the L.K unit, you also get interactive notebook pieces and graphic organizers that will help you teach this unit. These can be used during this unit AND reused throughout the year as review.

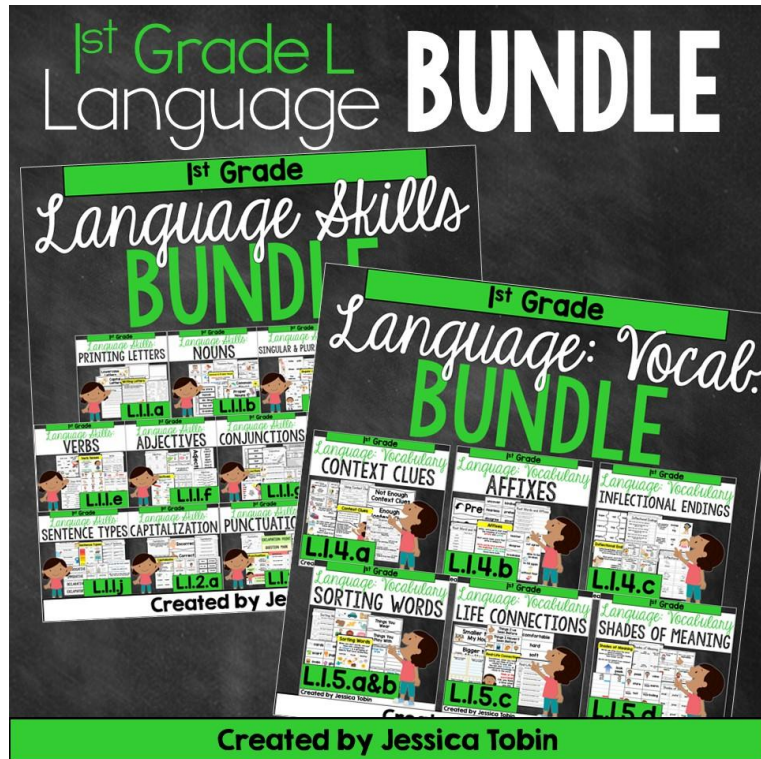




# Bundle Opportunities

If this layout looks ideal for your classroom, and you know you'll be needing resources like this for **all** standards included in Common Core, check out the bundles that save you money!

Language Domain



-or-

All 6 ELA Domains

