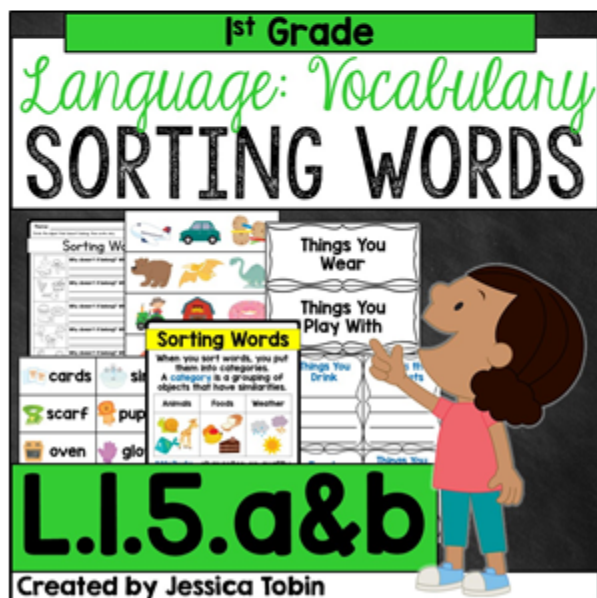


L.I.5.a/b

This ELA unit provides resources to use while teaching the standard **L.I.5.a/b**, which states that students will be able to

“Sort words into categories (e.g., colors, clothing) to gain a sense of the concepts the categories represent.” and “Define words by category and by one or more key attributes (e.g., a *duck* is a bird that swims; a *tiger* is a large cat with stripes).”



Using This Unit

Let's look at the structure of this unit.

Lesson Plans

- There are 5 steps in the lesson plan of this unit. Depending on how long you have for mini lessons for Language, you can choose to do all 5 steps in one day or break it up over 2-4 days. I suggest at least 10 minutes for your daily lesson, then 15-20 minutes+ for practice time. Putting your activities together may take a week to complete.

Graphic Organizers

- These can be used throughout the unit as you see fit. You can use them with your lessons if you need more or use them within their partner/independent time.

Centers & Interactive Notebook Pieces

- These can be used throughout the unit as you see fit, too. They can be used during group work, down time, or however they fit into your current ELA block structure.

Assessment

- There is one informal assessment activity at the end of the lesson plan. When you're finished teaching your unit, use this assessment with your students.

©Tobin, Aug. 2018

Mini Lessons

There is a lesson plan outline in this unit. There are five steps within this unit, which may take about a week to complete, depending on how long your ELA block is. Activities range from group work, partner activities, whole group lessons, and independent activities.

1st Grade Language Vocabulary Lesson

l.1.5.a & b

I can sort words into categories, and words by categories and attributes.

Sort words into categories to gain a sense of the categories they represent. Define words by category and by one or more key attributes.

Vocabulary: category, sort

Materials: Anchor charts, Picture strips, Sorting cards

When you sort words, you put them into categories. A **category** is a grouping of words that have similar meanings.

horse cow car train

pencil crayon

ear nose

door window

teacher principal

GRASS PLANTS

KITTEN PUPPY

Belong on Land

Belong in the Sky

©Tobin, Oct. 2017

©Tobin, Oct. 2017

Centers

On top of the lesson plans you get for the L.K unit, you also get centers that will help you teach this unit. These can be used during this unit AND reused throughout the year as review.

Center 1: Students will pull words from a pile and sort under the correct categories.

Things You Wear

Things You

Center 1: Students will pull words from a pile and sort under the correct categories.

sock block chair jacket doll

Center 1: Students will pull words from a pile and sort under the correct categories.

cards sink scarf puppe glove

Center 2: Students will draw word lists and read the words aloud. Then, they will circle the word that doesn't belong and discuss with a partner why.

ant worm bee spider ladybug

jeep train van car slide

Center 2: Students will draw word lists and read the words aloud. Then, they will circle the word that doesn't belong and discuss with a partner why.

bird cow door cat dog fish

tree grass airplane shrubs weeds sidewalk

Center 2: Students will draw word lists and read the words aloud. Then, they will circle the word that doesn't belong and discuss with a partner why.

principal teacher student cat custodian librarian

pumpkin costume scarecrow candy computer witch

Center 3: Students will pull a category and write four things that may belong in each category.

Things with Teeth

Animals with Wings

Things with Wheels

People Jobs

Center 3: Students will pull a category and write four things that may belong in each category.

Things You Drink

Foods

Center 3: Students will pull a category and write four things that may belong in each category.

Plants

Things in the Ocean

Things in the Rainforest

Things on a Farm

Extra Resources




On top of the lesson plans you get for the L.K unit, you also get interactive notebook pieces and graphic organizers that will help you teach this unit. These can be used during this unit AND reused throughout the year as review.

Sorting Words
Name: _____ L.I.5.a L.I.5.b
Students will cut and glue living and nonliving items in the correct categories.

Living	Non-Living

Things You Can Eat
mitten spaghetti floor pie glass bread cupcake salad milk bread cupcake window

Sorting Words
Name: _____ L.I.5.a L.I.5.b
Write two attributes about each picture.

Sorting Words
Name: _____ L.I.5.a L.I.5.b
Make your own graph. Use the words in the word bank to determine the categories, write the category in the gray box, then sort the words.

Sorting Words
Name: _____ L.I.5.a L.I.5.b
Circle the object that doesn't belong, then write why.

Sorting Words
Name: _____ L.I.5.a L.I.5.b
Read the three words aloud, then write what category they may belong to.

Interactive Notebook Pieces

things that write things that fly things that grow things you drink

grass tree bush spring fall pencil pen crayon banana apple grape

pencil kitten octopus

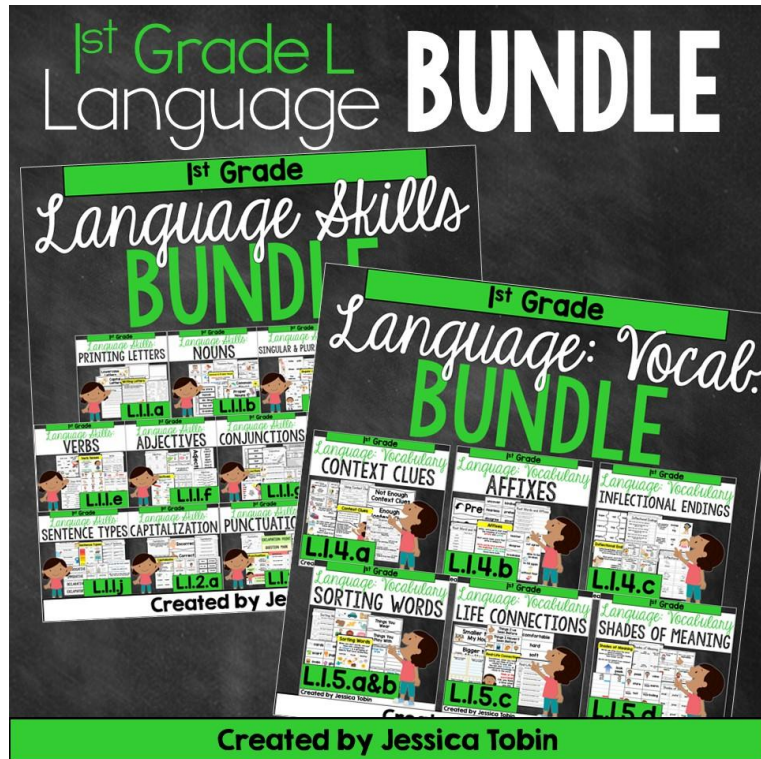
Graphic Organizers

©Tobin, 2018

Bundle Opportunities

If this layout looks ideal for your classroom, and you know you'll be needing resources like this for **all** standards included in Common Core, check out the bundles that save you money!

Language Domain



-or-

All 6 ELA Domains

