

L.2.1.c

This ELA unit provides resources to use while teaching the standard **L.2.1.c**, which states that students will be able to **"Use reflexive pronouns (e.g., myself, ourselves)."**



Using This Unit

Let's look at the structure of this unit.

Lesson Plans

- The lesson plans in these language units usually range between 5-7 steps. Depending on how long you have for mini lessons for Language, you can choose how to break the steps apart. You can teach it over 2 days, or you could stretch the steps out over 5 days. It all depends on the time you have allotted for Language. I suggest at least 10 minutes for your daily lesson, then 15-20 minutes (or more) for practice time. Putting your activities together may take a week to complete.

Graphic Organizers

- These can be used throughout the unit as you see fit. You can use them with your lessons if you need more or use them within their partner/independent time.

Centers & Interactive Notebook Pieces

- These can be used throughout the unit as you see fit, too. They can be used during group work, down time, or however they fit into your current ELA block structure.

Assessment

- There is one informal assessment activity at the end of the lesson plan. When you're finished teaching your unit, use this assessment with your students.

Mini Lessons

There is a lesson plan outline in this unit. There are five steps within this unit, which may take about a week to complete, depending on how long your ELA block is. Activities range from group work, partner activities, whole group lessons, and independent activities.

2nd Grade Language Lesson

L.2.1.c

I can use reflexive pronouns.

Use reflexive pronouns (e.g., *myself*, *ourselves*).

Vocabulary: pronoun, reflexive pronoun

Materials: Anchor charts, Pronoun Sort, Picture cards, Sentence strips

Task cards, Centers, Printables, Interactive Places

Reflexive Pronouns

- A pronoun that is followed by -self or -selves.
- It refers back to the subject in the sentence.

Pronoun	it	itself
Reflexive Pronoun	we	ourselves

I think I should blame myself for all this mess.

My sister and I ran away from ourselves from the store.

Julie likes to tie her shoe herself.

He jumps up to the top of himself.

Does that machine turn it?







You have that couch all to yourself.



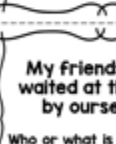
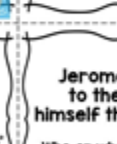
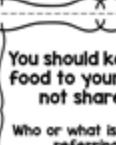
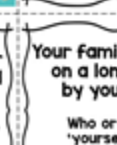
Jen, Kay, and Andy all kept to themselves.

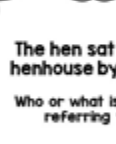
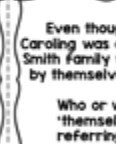
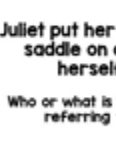
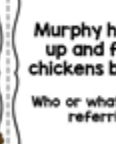
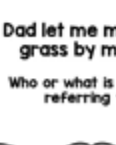

You should keep your hands to yourselves.

Name: _____

Name: _____

 herself	 myself
 himself	 themselves
 yourself	 yourselves


 <p>Karen jumped into the deep water all by herself.</p> <p>Who or what is 'herself' referring to?</p>	 <p>I did my chores this week by myself.</p> <p>Who or what is 'myself' referring to?</p>
 <p>My friends and I waited at the dock by ourselves.</p> <p>Who or what is 'ourselves' referring to?</p>	 <p>Jerome walked to the bus by himself this morning.</p> <p>Who or what is 'himself' referring to?</p>
 <p>You should keep your food to yourself and not share any.</p> <p>Who or what is 'yourself' referring to?</p>	 <p>Your family should go on a long walk all by yourselves.</p> <p>Who or what is 'yourselves' referring to?</p>

 <p>The hen sat in the henhouse by itself.</p> <p>Who or what is 'itself' referring to?</p>	 <p>Even though Holiday Caroling was cancelled, the Smith family went caroling by themselves last night.</p> <p>Who or what is 'themselves' referring to?</p>
 <p>Juliet put her horse's saddle on all by herself.</p> <p>Who or what is 'herself' referring to?</p>	 <p>Murphy had to get up and feed the chickens by himself.</p> <p>Who or what is 'himself' referring to?</p>
 <p>Dad let me mow the grass by myself.</p> <p>Who or what is 'myself' referring to?</p>	 <p>The scary log cabin was built far away in woods by itself.</p> <p>Who or what is 'itself' referring to?</p>


Centers

On top of the lesson plans you get for the L.K unit, you also get centers that will help you teach this unit. These can be used during this unit AND reused throughout the year as review.

Center 1: Students draw a picture and pronoun, then match it to the correct reflexive pronoun. Then, write a sentence about it on the recording sheet.



Center 1: Students draw a picture and pronoun, then match it to the correct reflexive pronoun. Then, write a sentence about it on the recording sheet.



itself herself himself

Center 1: Students draw a picture and pronoun, then match it to the correct reflexive pronoun. Then, write a sentence about it on the recording sheet.

Write your sentences.

Center 2: Students will decode the sentence by underlining the reflexive pronoun and circling the pronoun(s) it is referring to.

I walked to school by myself today.

My family and I had the woods to ourselves.

Center 2: Students will decode the sentence by underlining the reflexive pronoun and circling the pronoun(s) it is referring to.

Mitch played in the arcade by himself.

Jenny played basketball by herself, since everyone was busy.

I read a chapter book all by myself.

My mom told my brothers and me to pick the leaves up by ourselves.

The cat slept in the barn by itself.

Did you go adopt that dog by yourself?

Center 2: Students will decode the sentence by underlining the reflexive pronoun and circling the pronoun(s) it is referring to.

He put on his shoes and tied them by himself.

Lucy walked to the store and bought dinner by herself.


I went to see the movie by myself.

My toothpaste is in the drawer by itself.

Can you join the bunny so it isn't by itself?

My cousins all had dinner by themselves.

Center 2: Students will spin a reflexive pronoun and create sentences using them.



Spin your reflexive pronoun.

Center 2: Students will spin a reflexive pronoun and create sentences using them.

Write your sentences.

Extra Resources

On top of the lesson plans you get for the L.K unit, you also get interactive notebook pieces and graphic organizers that will help you teach this unit. These can be used during this unit AND reused throughout the year as review.

Graphic Organizers

Interactive Notebook Pieces

Reflexive Pronouns

He needs to study all by
Jack and Jill got water by
I don't think you should walk by
Mom says my room won't clean
Can you see the screen by

Reflexive Pronouns

Ethan did all of his homework.
Example: Ethan did all of his homework.
Mom and Dad are going on a trip.
You need to wash those dishes.

Reflexive Pronouns

Correct
Incorrect

Reflexive Pronouns

Sara needs to do her homework by tonight.
The kitten left the couch by
I want to take a quiet walk by
We went to the football game by
You need to go to the store by yourself.

Reflexive Pronouns

myself yourselves
herself themselves
itself itself

Reflexive Pronouns

The chair was on the porch by itself.
The cat studied for the test by itself.
You need to go to the store by yourself.
She needs to join the soccer team herself.
They want to run to the park by themselves.

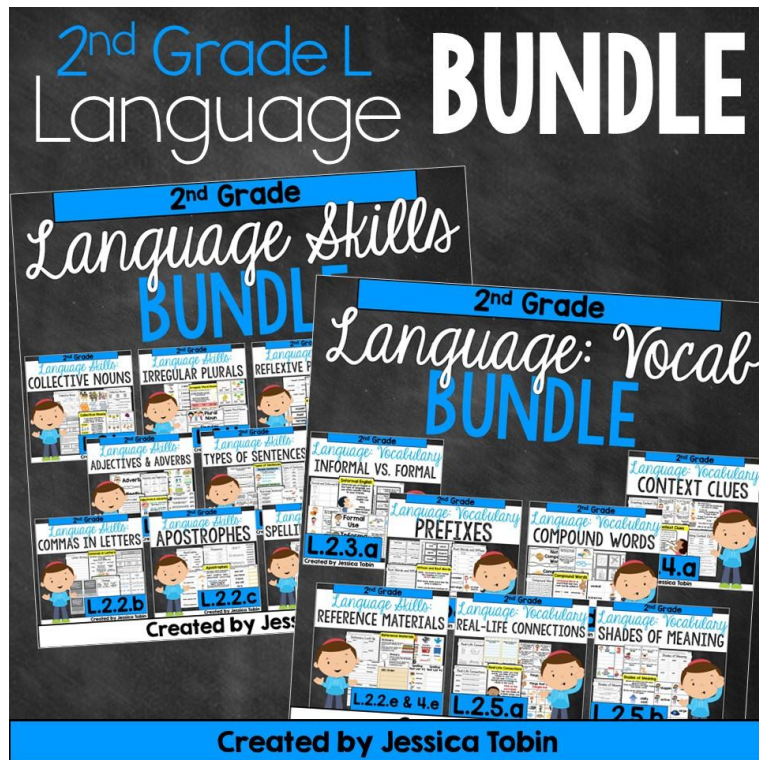
Reflexive Pronouns

herself
ourselves
yourself

Bundle Opportunities

If this layout looks ideal for your classroom, and you know you'll be needing resources like this for **all** standards included in Common Core, check out the bundles that save you money!

Language Domain



-or-

All 6 ELA Domains

