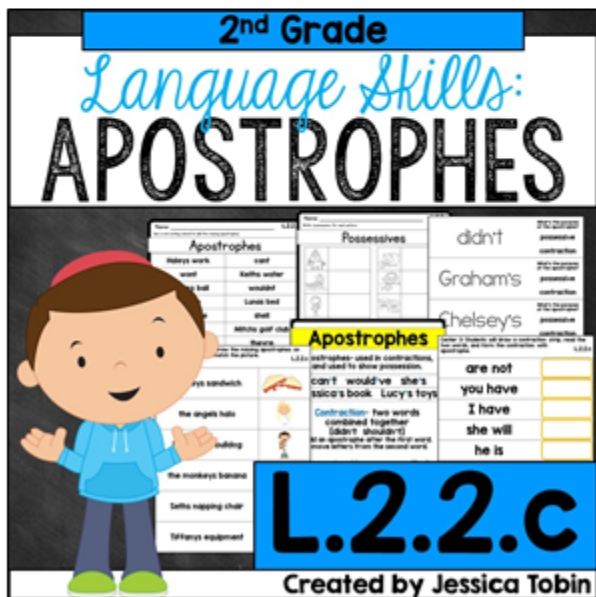


L.2.2.c

This ELA unit provides resources to use while teaching the standard **L.2.2.c**, which states that students will be able to

“Use an apostrophe to form contractions and frequently occurring possessives.”



Using This Unit

Let's look at the structure of this unit.

Lesson Plans

- The lesson plans in these language units usually range between 5-7 steps. Depending on how long you have for mini lessons for Language, you can choose how to break the steps apart. You can teach it over 2 days, or you could stretch the steps out over 5 days. It all depends on the time you have allotted for Language. I suggest at least 10 minutes for your daily lesson, then 15-20 minutes (or more) for practice time. Putting your activities together may take a week to complete.

Graphic Organizers

- These can be used throughout the unit as you see fit. You can use them with your lessons if you need more or use them within their partner/independent time.

Centers & Interactive Notebook Pieces

- These can be used throughout the unit as you see fit, too. They can be used during group work, down time, or however they fit into your current ELA block structure.

Assessment

- There is one informal assessment activity at the end of the lesson plan. When you're finished teaching your unit, use this assessment with your students.

Mini Lessons

There is a lesson plan outline in this unit. There are five steps within this unit, which may take about a week to complete, depending on how long your ELA block is. Activities range from group work, partner activities, whole group lessons, and independent activities.

2nd Grade Language Lesson

L.2.2.C

I can use apostrophes in contractions and possessives.

Use an apostrophe to form contractions and frequently occurring possessives.

Vocabulary: singular noun Materials: Anchor charts Centers: Printables

Apostrophes

Apostrophes- used in contractions, and used to show possession.

can't would've she's

Jessica's book Lucy's toy

Contraction- two words

can't

What's the purpose of the apostrophe?

possessive

contraction

Michael's

What's the purpose of the apostrophe?

possessive

didn't

What's the purpose of the apostrophe?

possessive






contraction

Graham's

What's the purpose of the apostrophe?


possessive

contraction


Billy	wagon	
the fire	heat	
Shaun	horse	
the train	steam	
the girl	lasso	
's	's	's
's	's	's

Apostrophes

Correct



Incorrect



Lucy's ball	I'll
the team's game	can't
I'm	couldn't
Seth's' books'	the computer's mouse
Florida's beaches	Roxys toys
she'll	wouldn't

cant	the cats	shes
didnt	Allies	Williams
my teachers	wouldnt	the pizzas
Im	Ms. Smiths	shouldve
weve	the teams	Tylers
the storys	shell	shouldnt

Centers

On top of the lesson plans you get for the L.K unit, you also get centers that will help you teach this unit. These can be used during this unit AND reused throughout the year as review.

L.2.2.c

Students will sort the possessives and contractions into the correct or incorrect pile.

Center 1: Students will sort the possessives and contractions into the correct or incorrect pile.

can't	we've	sh
should've	wont	h
didn't	Mr. Joe's hair	the v
	sun's	my p

Center 2: Students will draw the missing apostrophe on the possessives, then match the picture.

Murphys yarn	
Wendys broomstick	
Cecelias x-ray	

Center 2: Students will draw the missing apostrophe on the possessives, then match the picture.

Lindseys sandwich	
the angels halo	
Vet Steves bulldo	

Center 2: Students will draw the missing apostrophes on the possessives, then match the picture.

the actors stage	
Geralds leaves	
Scotts temperature	

Center 3: Students will draw a contraction strip, read the two words, and form the contraction with the apostrophe.

are no
you ha
I have
she w
he is
can no
should h
did no
do no

Center 3: Students will draw a contraction strip, read the two words, and form the contraction with the apostrophe.

you will
would not
we have
she will
I am
have not
here is
there is
you have

Center 3: Students will draw a contraction strip, read the two words, and form the contraction with the apostrophe.

we are
you are
they are
have not
is not
they will
we will
he will
you will

Center 4: Students will draw a task card with a possessive or contraction on it. They will read and circle whether it is correct or incorrect.

you've	correct	incorrect
the dinosau'r's egg	correct	incorrect
will'not	correct	incorrect

Center 4: Students will draw a task card with a possessive or contraction on it. They will read and circle whether it is correct or incorrect.

can't	correct	incorrect
Kenz's stars	correct	incorrect
can't	correct	incorrect

Center 4: Students will draw a task card with a possessive or contraction on it. They will read and circle whether it is correct or incorrect.

we've	correct	incorrect
Jens marker	correct	incorrect
won't	correct	incorrect

Center 4: Students will draw a task card with a possessive or contraction on it. They will read and circle whether it is correct or incorrect.

you'll	actor's stage
correct	correct
incorrect	incorrect
Ape's twigs	he'is
correct	correct
incorrect	incorrect
she'll	Neds' paper
correct	correct
incorrect	incorrect

Extra Resources

On top of the lesson plans you get for the L.K unit, you also get interactive notebook pieces and graphic organizers that will help you teach this unit. These can be used during this unit AND reused throughout the year as review.

The collage features several educational resources:

- Apostrophes Worksheets:** Includes a "Used Right" section and a "Haleys work" section with a list of words: wont, Tuckers ball, theyve.
- Contractions Worksheet:** A table with two columns for contractions: I will, you are, he would, here is, you have, she will, I have, did not, would not, we will.
- Possessives Worksheet:** A grid for writing possessives for each picture, with a list of words: cant, Jess phone, wouldnt, Moms dinner, Dorys bone, youre, weve, the cars tires, shell.
- Interactive Notebook Pieces:** Includes a "How do you use apostrophes in POSSESSIVES?" section, a "ca'nt" section, a "Roxys' bone" section, a "theres'" section, and a "Lift the flap to write the contraction" section with a list of contractions: are not, you have, should not, I will, did not, I am, will not.

Graphic Organizers

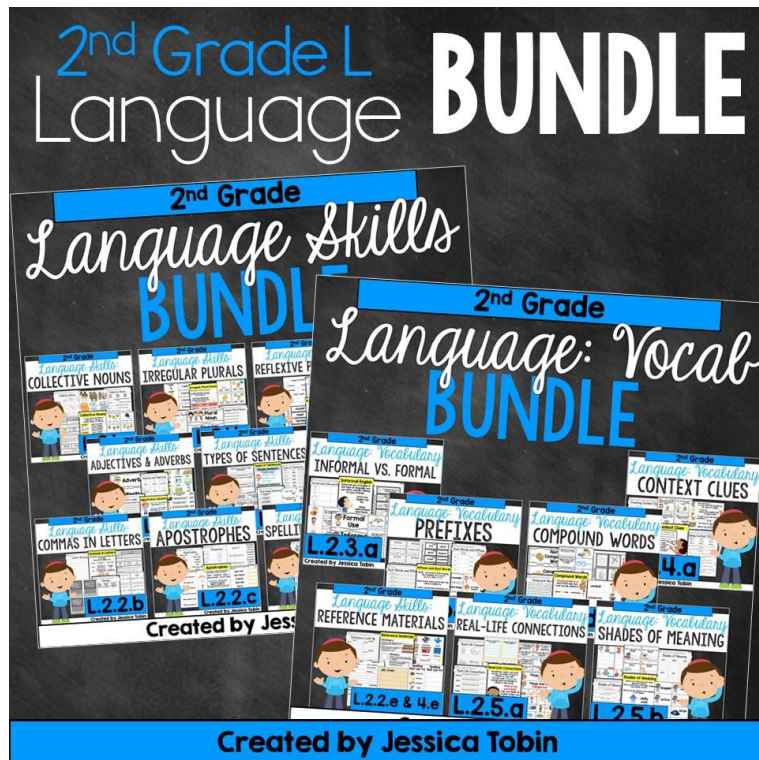
Interactive Notebook Pieces

©Tobin, 2018

Bundle Opportunities

If this layout looks ideal for your classroom, and you know you'll be needing resources like this for **all** standards included in Common Core, check out the bundles that save you money!

Language Domain



-or-

All 6 ELA Domains

