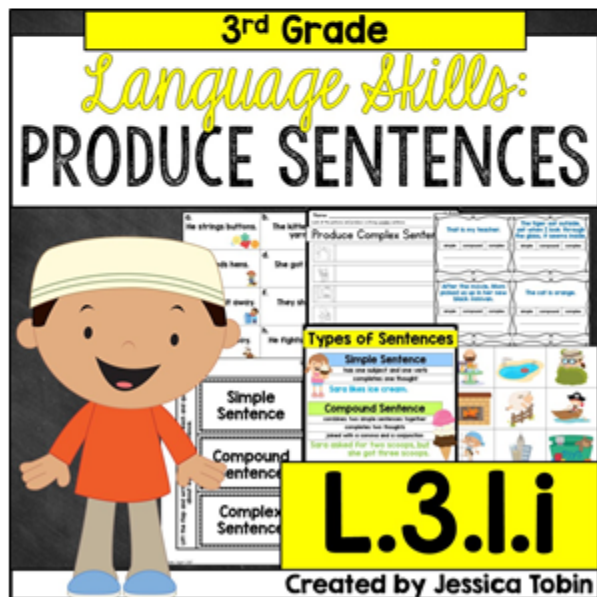


L.3.I.i

This ELA unit provides resources to use while teaching the standard **L.3.I.i**, which states that students will be able to **"Produce simple, compound, and complex sentences."**



Using This Unit

Let's look at the structure of this unit.

Lesson Plans

- The lesson plans in these language units usually range between 5-7 steps. Depending on how long you have for mini lessons for Language, you can choose how to break the steps apart. You can teach it over 2 days, or you could stretch the steps out over 5 days. It all depends on the time you have allotted for Language. I suggest at least 10 minutes for your daily lesson, then 15-20 minutes (or more) for practice time. Putting your activities together may take a week to complete.

Graphic Organizers

- These can be used throughout the unit as you see fit. You can use them with your lessons if you need more or use them within their partner/independent time.

Centers & Interactive Notebook Pieces

- These can be used throughout the unit as you see fit, too. They can be used during group work, down time, or however they fit into your current ELA block structure.

Assessment

- There is one informal assessment activity at the end of the lesson plan. When you're finished teaching your unit, use this assessment with your students.

Mini Lessons

There is a lesson plan outline in this unit. There are five steps within this unit, which may take about a week to complete, depending on how long your ELA block is. Activities range from group work, partner activities, whole group lessons, and independent activities.

3rd Grade Language Lesson

L.3.1.1

I can produce simple, compound, and complex sentences.

Produce simple, compound, and complex sentences.

Vocabulary: simple sentence, compound sentence, complex sentence

Materials: Anchor chart, Sentence sort, Pictures/Sentences

Types of Sentences

Simple Sentence

has one subject and one verb

Sara likes ice cream.

Compound Sentence

has two or more subjects and verbs

My dog needs to go outside, so I let him out back.

Compound Sentence

has two or more subjects and verbs

My dog needs to go outside, so I let him out back.

Simple Sentence

I see a goat.

After he studied, he felt much more prepared for the test.

I like to eat hot peppers, and I like to drink cold water.

Compound Sentence

The sea turtle needs air, so it goes to the surface.

It is happy.

When the elephant joins the herd, it feels safe.

Simple Sentence

Simple Sentence

Compound Sentence

Simple Sentence

Compound Sentence

My dog needs to go outside, so I let him out back.

The math teacher taught subtraction, but the kids don't get it.

The dog sits.

Unless he says no, I want to visit all the museums.

The boy does his work.

The book contained 38 pages, and there were even more words!

Name: _____

My Simple Sentence

My Compound Sentence

My Complex Sentence

Every week, I try to master math and spelling lists.

Last night, I found a beetle in my room.

My family always picked apples in the orchard in the fall.

To calm down, I like to watch TV at night.

Last year, I turned ten years old.

Every single day, I end up talking to the principal for bad behavior.

First, you must peel the potatoes, then cut them into cubes.

After the potatoes are done, I like to slice the chicken into strips.

Every birthday, I like to go to a new place to have fun with my friends.

Every Friday, my mom picks us up from school and we go eat a Happy Meal.

On Saturdays, I go to my dad's apartment downtown.

The roosters start to squawk every morning at 5 a.m.

Centers

On top of the lesson plans you get for the L.K unit, you also get centers that will help you teach this unit. These can be used during this unit AND reused throughout the year as review.

Center 1: Students will pull a sentence strip out of a pile and expand the simple sentences

a. He strings buttons.	b. The
c. He feeds hens.	d. She
e. He threw it away.	f. Th
g. He h	h. He h

Center 2: Students will draw a task card, read the sentence aloud, and circle the type of sentence and write WHY on the lines.

That is my teacher.	The tiger sat out yet when I look the glass, it seems
After the movie, Mom picked us up in her new black minivan.	The cat is orange
Do you want to bring chips and dip, or should we order a pizza?	Once James finished eggs, he said he ready for bac

Center 1: Students will pull a sentence strip out of a pile and expand the simple sentences

k. She collects eggs.	l. The bath
m. She has blocks.	n. The train steam
o. He h	p. He h

Center 2: Students will draw a task card, read the sentence aloud, and circle the type of sentence and write WHY on the lines.

I adopted a dog.	Mom told a dog, so and ad
Because the zoo has a new exhibit, the crowd has been really busy.	She likes
Mr. Smith announced a pop quiz for the class, but none of the kids were ready.	Although she is n Focusing







Center 1: Students will pull a sentence strip out of a pile and expand the simple sentences

a.	b.
c.	d.
e.	f.
g.	h.







Center 2: Students will draw a task card, read the sentence aloud, and circle the type of sentence and write WHY on the lines.

I like to eat.	Jake saved his allowance, so he could buy the new Hot Wheels.
Since I'm feeling ill, I think I'll stay home from school.	It is a dog.

Center 3: Pull a picture card, look at what is happening in the picture, then write a compound sentence AND a complex sentence.

Center 3: Pull a picture card, look at what is happening in the picture, then write a compound sentence AND a complex sentence.

Extra Resources

On top of the lesson plans you get for the L.K unit, you also get interactive notebook pieces and graphic organizers that will help you teach this unit. These can be used during this unit AND reused throughout the year as review.


The collage features several educational templates:

- Types of Sentences:** A table with columns for 'Sentence' and 'Circle'. It lists examples like 'When the score hits 50, we can end the game.' and 'The cat is fat.' with instructions to circle the simple, compound, or complex parts.
- Produce Compound Sentences:** A worksheet where students use three words (alien, Mars, dad, car, coach, unhappy) to create compound sentences.
- Produce Complex Sentences:** A worksheet where students look at pictures and produce a strong complex sentence.
- Expand Simple Sentences:** A worksheet where students expand simple sentences into stronger ones (e.g., 'The buffalo stood.').
- Rearrange Sentences:** A worksheet where students rearrange sentences to create a new sentence (e.g., 'They relied on fires to keep themselves warm back then.').
- Simple Sentence:** A worksheet where students write a simple sentence.
- Compound Sentence:** A worksheet where students write a compound sentence.
- Complex Sentence:** A worksheet where students write a complex sentence.
- Interactive Notebook Pieces:** A large yellow banner across the center with the text 'Interactive Notebook Pieces'.

Bundle Opportunities

If this layout looks ideal for your classroom, and you know you'll be needing resources like this for **all** standards included in Common Core, check out the bundles that save you money!

Language Domain



-or-

All 6 ELA Domains

