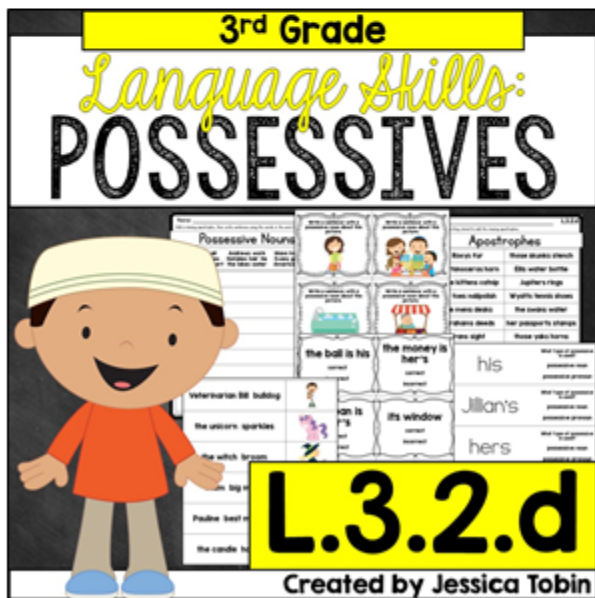


L.3.2.d

This ELA unit provides resources to use while teaching the standard **L.3.2.d**, which states that students will be able to **"Form and use possessives."**



Using This Unit

Let's look at the structure of this unit.

Lesson Plans

- The lesson plans in these language units usually range between 5-7 steps. Depending on how long you have for mini lessons for Language, you can choose how to break the steps apart. You can teach it over 2 days, or you could stretch the steps out over 5 days. It all depends on the time you have allotted for Language. I suggest at least 10 minutes for your daily lesson, then 15-20 minutes (or more) for practice time. Putting your activities together may take a week to complete.

Graphic Organizers

- These can be used throughout the unit as you see fit. You can use them with your lessons if you need more or use them within their partner/independent time.

Centers & Interactive Notebook Pieces

- These can be used throughout the unit as you see fit, too. They can be used during group work, down time, or however they fit into your current ELA block structure.









Assessment

- There is one informal assessment activity at the end of the lesson plan. When you're finished teaching your unit, use this assessment with your students.

Mini Lessons

There is a lesson plan outline in this unit. There are five steps within this unit, which may take about a week to complete, depending on how long your ELA block is. Activities range from group work, partner activities, whole group lessons, and independent activities.

| | | | | | | |
|---------------------------|---|--|-----------|---|--------|---|
| 3rd Grade Language Lesson | L.3.2.d I can use possessives. | Possessives Possessive Noun- a noun that shows ownership of another noun RULES of Possessive Nouns 1. Add an apostrophe after the noun. Then, add an s. 2. IF the noun ends with s, add only an apostrophe. | his | What type of possessive is used? possessive noun possessive pronoun | Lucy's | mine What type of possessive is used? possessive noun possessive pronoun |
| Form and use possessives. | Vocabulary: noun, pronoun, possessive noun Materials: Anchor chart, Possessive strips, Picture cards, Flip book, Centers, Printables, Interactive Pieces | Jen's book Marcu's friend | Jillian's | What type of possessive is used? possessive noun possessive pronoun | yours | Jess' What type of possessive is used? |

| | | | | | | | |
|---|--|--|---|---|---|--|---|
| Activities: Day 1- Create possessive Day 2- Strip apostrophe Day 3- Strip what is going on about Day 4- Strip book, They Day 5- Strip partner, the | Write a sentence with a possessive noun about this picture.  | Write a sentence with a possessive noun about this picture.  | <div>Possessives</div> <div>Correct </div> <div>Incorrect </div> | the quilt is hers Sams' hat the mens' guitar the dinosaurs' era the fork is your's it's roof | Raul's dinner those girls pens a deer's grass Keiths hamburger the dice are ours Chester's clipboard | Write a sentence using the pronoun... his | Write a sentence using the pronoun... hers |
| Sugar Partner Center | Write a sentence with a possessive noun about this picture.  | Write a sentence with a possessive noun about this picture.  | | the quilt is hers Sams' hat the mens' guitar the dinosaurs' era the fork is your's it's roof | Raul's dinner those girls pens a deer's grass Keiths hamburger the dice are ours Chester's clipboard | Write a sentence using the pronoun... mine | Write a sentence using the pronoun... whose |
| Ask student | Write a sentence with a possessive noun about this picture.  | Write a sentence with a possessive noun about this picture.  | | | | Write a sentence using the pronoun... its | Write a sentence using the pronoun... yours |

| | |
|--|--|
| Write a sentence using the pronoun... theirs | Write a sentence using the pronoun... ours |
|--|--|

Centers

On top of the lesson plans you get for the L.K unit, you also get centers that will help you teach this unit. These can be used during this unit AND reused throughout the year as review.

Center 1: Students will sort the possessive pronouns into the correct or incorrect pile.

| | |
|-----------------|---------|
| who's cactus | Brody's |
| Fernando's net | its |
| the dog is hers | Finn's |

Center 1: Students will sort the possessive pronouns into the correct or incorrect pile.

| | |
|--------------------|------------|
| the cat's bowl | the candle |
| it's branches | the her |
| that car is theirs | those el |
| Jess' coffee | the ca |

Center 2: Students will draw the missing apostrophes on the possessives, then match the picture.

| | |
|--------------------|-----------------------|
| the sandwich jelly | the island palm tree |
| the tiger stripes | the Foods flavors |
| the pizza toppings | the factory pollution |










Center 3: Students will draw a task card with a possessive noun or contraction on it. They will read and circle whether it is correct or incorrect.

| | |
|--------------------------|------------|
| James' pencil box | Elis b |
| Annabelle's chapter book | Colt bread |
| Muhammads garden | Luna's |

Center 3: Students will draw a task card with a possessive noun or contraction on it. They will read and circle whether it is correct or incorrect.

| | |
|-----------------------|----------------------|
| these dogs' crates | the ball is his |
| the iguanas branch | this pan is our's |
| hippopotamus' habitat | the radio is their's |

Center 4: Draw a possessive noun picture card and look at what is happening. Then create a possessive noun sentence.

| | | |
|---|--|---|
|  hers |  whose |  mine |
|  theirs |  his |  hers |
|  yours |  theirs |  yours |

Extra Resources

On top of the lesson plans you get for the L.K unit, you also get interactive notebook pieces and graphic organizers that will help you teach this unit. These can be used during this unit AND reused throughout the year as review.

Apostrophes and Possessives

Name: _____ L3.2.d

Write a possessive for each picture.

Possessives

Write a possessive to represent the picture.

Possessive Nouns

Name: _____ L3.2.d

Write a possessive for each noun given.

Possessive Pronouns

Name: _____ L3.2.d

Write a possessive for each noun given.

Interactive Notebook Pieces

Graphic Organizers

©Jessica Tobin- Elementary Nest

Bundle Opportunities

If this layout looks ideal for your classroom, and you know you'll be needing resources like this for **all** standards included in Common Core, check out the bundles that save you money!

Language Domain



-or-

All 6 ELA Domains

