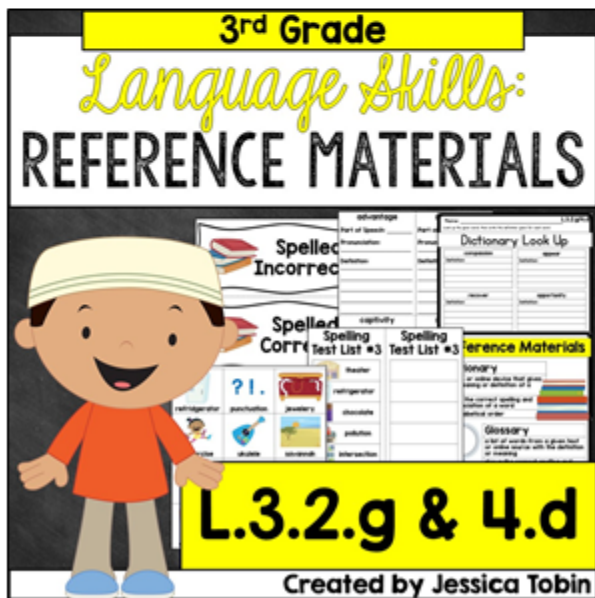


L.3.2.g & L.3.4.d

This ELA unit provides resources to use while teaching the standard **L.3.2.g** and **L.3.4.d**, which states that students will be able to

“Consult reference materials, including beginning dictionaries, as needed to check and correct spellings.” and “Use glossaries or beginning dictionaries, both print and digital, to determine or clarify the precise meaning of key words and phrases.”



Using This Unit

Let's look at the structure of this unit.

Lesson Plans

- The lesson plans in these language units usually range between 5-7 steps. Depending on how long you have for mini lessons for Language, you can choose how to break the steps apart. You can teach it over 2 days, or you could stretch the steps out over 5 days. It all depends on the time you have allotted for Language. I suggest at least 10 minutes for your daily lesson, then 15-20 minutes (or more) for practice time. Putting your activities together may take a week to complete.

Graphic Organizers

- These can be used throughout the unit as you see fit. You can use them with your lessons if you need more or use them within their partner/independent time.

Centers & Interactive Notebook Pieces

- These can be used throughout the unit as you see fit, too. They can be used during group work, down time, or however they fit into your current ELA block structure.

Assessment

- There is one informal assessment activity at the end of the lesson plan. When you're finished teaching your unit, use this assessment with your students.

Mini Lessons

There is a lesson plan outline in this unit. There are five steps within this unit, which may take about a week to complete, depending on how long your ELA block is. Activities range from group work, partner activities, whole group lessons, and independent activities.

<p>3rd Grade Language Lesson</p> <p>L.3.2.g</p> <p>I can consult reference materials to check and correct spelling.</p> <p>Consult reference materials, including beginning to check and correct spelling. Use glossaries or beginning dictionaries, both print or digital, to clarify the precise meaning of key words.</p> <p>Vocabulary: dictionary, glossary, reference text.</p> <p>Materials: Anchor charts, ABC Order cards, Spelling Tests, Word Card sort.</p>	<p>Reference</p> <p>Dictionary</p> <p>a book or online device that provides the meaning or definition of a word</p> <p>shows the correct spelling and pronunciation of a word in alphabetical order</p>	<p>clank</p> <p>clammy</p> <p>clades</p>	<p>plenty</p> <p>please</p> <p>please</p>	<p>wheel</p> <p>wheeze</p> <p>where</p>	<p>Spelling Test List #1</p> <p>thieves</p> <p>braille</p> <p>graduation</p>	<p>Spelling Test List #2</p> <p>figurine</p> <p>guests</p> <p>optometrist</p>	<p>Spelling Test List #2</p>
<p>Spelling Test List #3</p> <p>theater</p> <p>refrigerator</p> <p>chocolate</p> <p>pollution</p> <p>intersection</p> <p>cornucopia</p> <p>unicycle</p> <p>keyboard</p>	<p>Spelling Test List #4</p> <p>grandparents</p> <p>universe</p> <p>stomach</p> <p>disappointed</p> <p>teepee</p> <p>hurricane</p> <p>weathervane</p> <p>disgusted</p>	<p>manufacture</p> <p>demonstrate</p> <p>advantage</p> <p>contribute</p> <p>captivity</p>	<p>re</p> <p>Part of Speech: _____</p> <p>Pronunciation: _____</p> <p>Definition: _____</p> <p>Part of Speech: _____</p> <p>Pronunciation: _____</p> <p>Definition: _____</p> <p>Part of Speech: _____</p> <p>Pronunciation: _____</p> <p>Definition: _____</p>	<p>Is this room big enough to accommodate all these people?</p> <p>My sweet sister likes to plead people, so my mom always calls her malicious.</p> <p>I think I'm pretty extraordinary because it seems like whatever I try to do I excel at.</p> <p>The compassion walked in and of the barn several times in the evening.</p> <p>The grocery store is trying to persuade us to buy their stuff using that billboard.</p> <p>I have a keepsake at home that grows in my garden.</p> <p>Carly said that school is overwhelming for her because she's in a wheelchair and it's hard to move around.</p>	<p>Does the definition fit the sentence?</p> <p>Yes No</p> <p>Does the definition fit the sentence?</p> <p>Yes No</p> <p>Does the definition fit the sentence?</p> <p>Yes No</p> <p>Does the definition fit the sentence?</p> <p>Yes No</p> <p>Does the definition fit the sentence?</p> <p>Yes No</p> <p>Does the definition fit the sentence?</p> <p>Yes No</p> <p>Does the definition fit the sentence?</p> <p>Yes No</p>		

Centers

On top of the lesson plans you get for the L.K unit, you also get centers that will help you teach this unit. These can be used during this unit AND reused throughout the year as review.

Center 1: Students will draw 8 words out of the pile at a time and put them on the ABC order page. Once done, repeat.

ABC Order

Center 1: Students will draw 8 words out of the pile at a time and put them on the ABC order page. Once done, repeat.


glow	glop
glows	glob
globe	gloom

Center 1: Students will draw 8 words out of the pile at a time and put them on the ABC order page. Once done, repeat.


straight	straps
struggle	strength
streamer	stroller
stretched	stressed

Center 1: Students will draw a card, look at the picture and will use a dictionary to correct or incorrect. L.3.2.g/4.d







Spelled Incorrect



Spelled



Center 2: Students will draw a card, look at the picture and word spelling. They will use a dictionary to find if the spelling is correct or incorrect. Then, they will sort. L.3.2.g/4.d

 surprised	 biscuit	 peices
 embarrassed	 restaurant	 bicycle

Center 2: Students will draw a card, look at the picture and word spelling. They will use a dictionary to find if the spelling is correct or incorrect. Then, they will sort.

 refridgerator	 punctuation
 exercise	 ukulele
 hibernat	 paleontologis
 confidential	 tsoonami

Center 3: Read the word given, then write that may be found at the top of the dictionary page.

mountain	
sincerely	
opposite	
tomorrow	
another	
happened	

Center 3: Read the word given, then write two guide words that may be found at the top of the dictionary page.

together	
questions	
government	
favorite	
excellent	
definitely	

Center 4: Students will draw a task card, definition in a dictionary or glossary, then record their answer.

shallow	mag
protest	re
measure	co

Center 4: Students will draw a task card, look up the definition in a dictionary or glossary, then record their answer.

agriculture
seldom
museum

Center 4: Students will draw a task card, look up the definition in a dictionary or glossary, then record their answer. L.3.2.g/4.d

Extra Resources

On top of the lesson plans you get for the L.K unit, you also get interactive notebook pieces and graphic organizers that will help you teach this unit. These can be used during this unit AND reused throughout the year as review.

The collage features several educational worksheets:

- Alphabetical Order:** A worksheet with the instruction "Put the cluster of words into alphabetical order." It lists words like "thrive", "thrown", "throws", "thrift", "threat", "threats", "bluff", "blurred", "blubber", "create", "creed", "creed", "create", "creed", "create", "strong", "straw", "straw".
- Dictionary Look Up:** Multiple worksheets with the instruction "Look up the given word, then write what word comes before" or "Look up the given word, then write the definition given for each word." It includes words like "neighborhood", "compassion", "appear", "recover", "opportunity", "wealthy", "moisture", "preview", "believe", "geology", "society", "purchase", "wilderness", "amplify", "practise".
- Dictionary Sentences:** A worksheet with the instruction "Look up the given word, read the definition, then write a sentence using the word." It includes words like "proceed", "previous", "Fierce", "maintenance", "coastline", "Temporary".
- Dictionary Skills:** A worksheet with various tasks: "Write the definition of account.", "Write the pronunciation of accomplish.", "What part of speech is afford?", "What are the two words that surround astronomy?", "What are the guide words for abouts?", "Write the pronunciation of assignment."
- Interactive Notebook Pieces:** A large yellow banner with the text "Interactive Notebook Pieces" is overlaid on the center of the collage.

Bundle Opportunities

If this layout looks ideal for your classroom, and you know you'll be needing resources like this for **all** standards included in Common Core, check out the bundles that save you money!

[Language Domain](#)

[All 6 ELA Domains](#)



3rd Grade L Language BUNDLE

3rd Grade Language Skills BUNDLE

3rd Grade Language: Vocal BUNDLE

3rd Grade Language: Vocabulary BUNDLE

3rd Grade Language: Context Clues BUNDLE

3rd Grade Language: Reference Materials BUNDLE

3rd Grade Language: Nonliteral Language BUNDLE

3rd Grade Language: Spoken vs. Written BUNDLE

3rd Grade Language: Affixes & Roots BUNDLE

3rd Grade Language: Word Choice BUNDLE

3rd Grade Language: Superlatives & Conjunctions BUNDLE

3rd Grade Language: Parts of Speech BUNDLE

3rd Grade Language: Subject-Verb Agreement BUNDLE

3rd Grade Language: Addresses BUNDLE

3rd Grade Language: Dialogue BUNDLE

3rd Grade Language: Possessives BUNDLE

3rd Grade Language: Nonliteral Language BUNDLE

3rd Grade Language: Real-Life Connections BUNDLE

3rd Grade Language: Shades of Meaning BUNDLE

3rd Grade Language: Nonliteral Language BUNDLE

3rd Grade Language: Real-Life Connections BUNDLE

3rd Grade Language: Shades of Meaning BUNDLE

Created by Jessica Tobin

-or-



ALL-YEAR ELA 3rd Grade

3rd Grade SPEAKING & Listening BUNDLE

3rd Grade RI (Informational) BUNDLE

3rd Grade L Language BUNDLE

3rd Grade Common Core WRITING BUNDLE

3rd Grade RF Foundational Skills BUNDLE

3rd Grade RL (Literature) BUNDLE

3rd Grade Language Skills BUNDLE

3rd Grade Language: Vocal BUNDLE

3rd Grade Language: Vocabulary BUNDLE

3rd Grade Language: Context Clues BUNDLE

3rd Grade Language: Reference Materials BUNDLE

3rd Grade Language: Nonliteral Language BUNDLE

3rd Grade Language: Spoken vs. Written BUNDLE

3rd Grade Language: Affixes & Roots BUNDLE

3rd Grade Language: Word Choice BUNDLE

3rd Grade Language: Superlatives & Conjunctions BUNDLE

3rd Grade Language: Parts of Speech BUNDLE

3rd Grade Language: Subject-Verb Agreement BUNDLE

3rd Grade Language: Addresses BUNDLE

3rd Grade Language: Dialogue BUNDLE

3rd Grade Language: Possessives BUNDLE

3rd Grade Language: Nonliteral Language BUNDLE

3rd Grade Language: Real-Life Connections BUNDLE

3rd Grade Language: Shades of Meaning BUNDLE

3rd Grade Language: Nonliteral Language BUNDLE

3rd Grade Language: Real-Life Connections BUNDLE

3rd Grade Language: Shades of Meaning BUNDLE

Created by Jessica Tobin