

This ELA unit provides resources to use while teaching the standard **L.3.4.a, which states that students will be able to**

[illegible]

Let's look at the structure of this unit.

- The lesson plans in these language units usually range between 5-7 steps. Depending on how long you have for mini lessons for Language, you can choose how to break the steps apart. You can teach it over 2 days, or you could stretch the steps out over 5 days. It all depends on the time you have allotted for Language. I suggest at least 10 minutes for your daily lesson, then 15-20 minutes (or more) for practice time. Putting your activities together may take a week to complete.

- These can be used throughout the unit as you see fit. You can use them with your lessons if you need more or use them within their partner/independent time.

- These can be used throughout the unit as you see fit, too. They can be used during group work, down time, or however they fit into your current ELA block structure.

- There is one informal assessment activity at the end of the lesson plan. When you're finished teaching your unit, use this assessment with your students.

Mini Lessons

There is a lesson plan outline in this unit. There are five steps within this unit, which may take about a week to complete, depending on how long your ELA block is. Activities range from group work, partner activities, whole group lessons, and independent activities.

2nd Grade Language Vocabulary Lesson	L.3.4.a
I can use context clues to find the meaning of a word or phrase.	
Use sentence-level context as a clue to the meaning of a word or phrase.	
Vocabulary context clue vocabulary	Materials: Anchor charts Sorting game Sentence strips Flip book
Activities to Teach:	

	The climate of this area varies during seasons because the weather changes a lot.
	Charlie's job was to defend her team's goal and block any ball from going into it.
	Mom said the main, primary reason she wanted a new TV was so that we could all hang out together.
	Our dog has a bad habit of chewing anything and everything that is put in front of her.
	Lin has revived that plant this year and helped bring it back from a dry, dead plant.
	The new kitten was so frail and weak that the only thing she could do was play with a yarn mouse.
	I think I would rather live as a resident in a big apartment than a small barn.

Context Clues

When I am reading and I come to a word or phrase that I don't know, I look for clues that help me figure it out!

Use an **antonym** in a sentence to give context clues for the word **serious**.

Use a **synonym** in a sentence to give context clues for the word **brilliant**.

Use a **definition** in a sentence to give context clues for the word **explore**.

Use an **example** in a sentence to give context clues for the word **injury**.

Use **surrounding words** in a sentence to give context clues for the word **delicate**.

Context Clues are Provided

harsh	method
triumph	bold
wisdom	enemy
brief	aware

This fossil is seriously ancient. Look how old it looks!	Did you see that animal flutter by?
I have many woes every day.	Did your mom enable, or allow, you to watch this show?
I don't want to take a deep plunge into the ice cold water.	I need to examine that blade of grass.
Will she perform for the audience, or will she not put on a show?	Did she confess anything to you?
I hope that character gets revived and wakes up on the show.	Mom always told me I was clever, unlike my foolish brother.

Name(s): _____

Creating Context Clues

Centers

On top of the lesson plans you get for the L.K unit, you also get centers that will help you teach this unit. These can be used during this unit AND reused throughout the year as review.

Center 1: Read a sentence, then use its context clues to find the word that is missing. L.3.4.a

I am _____ that she told me the wrong directions, since I'm now lost.	certain
Please be _____ and remember your pencil before coming to class.	responsible
I would like to _____ all	





Center 1: Read a sentence, then use its context clues to find the word that is missing. L.3.4.a

There was so much _____ in the air that it almost felt wet outside.	moisture
Does your shopping list _____ everything we need for baking cupcakes?	contain
I want to race as an _____, not a team this week.	individual







Center 1: Read a sentence, then use its context clues to find the word that is missing. L.3.4.a

The toddler had so much _____ that she willed herself to walk on her own.	ambition
His jokes are filled with _____ and intellect. They're so clever!	wit
The colors in our garden are _____	







Center 2: Students will draw a task card and read the sentence aloud. Then, they will circle the correct word from the choices given. L.3.4.a

Abigail chose to _____ the baby bird with her eyes instead of touching it.  grab hold observe	My mom told me the _____ and space go on forever.  universe sun grass
Kyle always _____ his mom because he does things that scare her.  pleases	Ed began to _____ because his fear took over his body.  tremble

Center 2: Students will draw a task card and read the sentence aloud. Then, they will circle the correct word from the choices given. L.3.4.a

The growth of the baby reindeer will be _____ over time, not immediate.  sudden negative gradual	I have a _____, or idea, that turkeys love eating pumpkin pie.  theory assignment rule
In the _____, Mom is going to set up the baby's bed and clothes.  nursery kitchen backyard	Demarcus wore safety gear to _____ any injuries from happening.  prevent cause accidents
Mom made a _____ for our trip and laid out all our outfits to match the day's plans.  job chaos schedule	Little Red was startled because she did not _____ or expect to see a wolf.  expect surprise predict

Center 2: Students will draw a task card and read the sentence aloud. Then, they will circle the correct word from the choices given. L.3.4.a

I had to stick my head out of the car to see behind us so that we could _____.  reverse accelerate forwards	Gabby asked for _____ his crayon, she only needed it a minute.  purchase share own
Mira took a brief _____ from her walk to smell the flowers.  pause jog plant	My aunt's dog _____ and test stay in another room when I come around.  shy outgoing brave
Dad was upset with me because I had my Legos randomly _____ throughout the house.  cleaned organized scattered	The boys needed _____ as a fee their boat was not to move.  argue cooperate scatter

Center 3: Students will draw a card from the pile and create a sentence using the context clue strategies given on each card. L.3.4

talent Strategy: antonym	absorb Strategy: synonym
construct Strategy: definition	delicate Strategy: explanation
solution Strategy: surrounding words	capture Strategy: antonym
fatal Strategy: synonym	custom Strategy: definition
flutter Strategy: explanation	journey Strategy: surrounding words

Center 3: Students will draw a card from the pile and create a sentence using the context clue strategies given on each card. L.3.4.a

treasure Strategy: antonym	cling Strategy: synonym
signal Strategy: definition	sensitive Strategy: explanation
confess Strategy: surrounding words	accuse Strategy: antonym
value Strategy: synonym	active Strategy: definition
generous Strategy: explanation	estimate Strategy: surrounding words

On top of the lesson plans you get for the L.K unit, you also get interactive notebook pieces and graphic organizers that will help you teach this unit. These can be used during this unit AND reused throughout the year as review.

©Jessica Tobin- Elementary Nest

Bundle Opportunities

If this layout looks ideal for your classroom, and you know you'll be needing resources like this for **all** standards included in Common Core, check out the bundles that save you money!

Language Domain



-or-

All 6 ELA Domains

