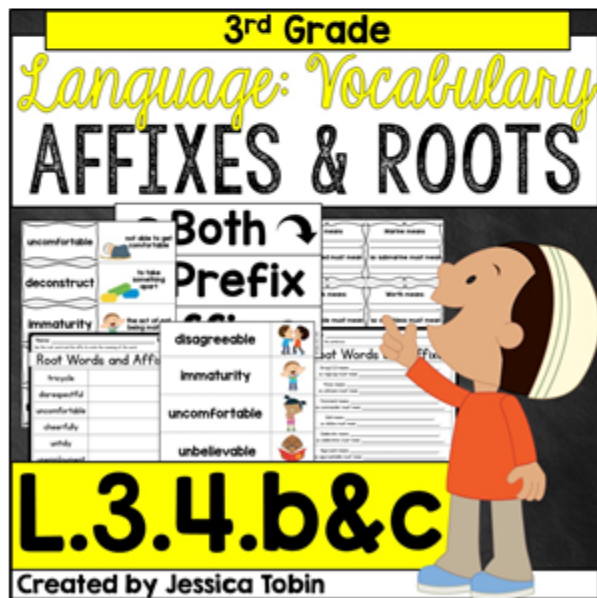


L.3.4.b & L.3.4.c

This ELA unit provides resources to use while teaching the standard **L.3.4.b** and **L.3.4.c**, which states that students will be able to

"Determine the meaning of the new word formed when a known affix is added to a known word (e.g., *agreeable/disagreeable*, *comfortable/uncomfortable*, *care/careless*, *heat/preheat*)." and "Use a known root word as a clue to the meaning of an unknown word with the same root (e.g., *company*, *companion*)."



Using This Unit

Let's look at the structure of this unit.

Lesson Plans

- The lesson plans in these language units usually range between 5-7 steps. Depending on how long you have for mini lessons for Language, you can choose how to break the steps apart. You can teach it over 2 days, or you could stretch the steps out over 5 days. It all depends on the time you have allotted for Language. I suggest at least 10 minutes for your daily lesson, then 15-20 minutes (or more) for practice time. Putting your activities together may take a week to complete.

Graphic Organizers

- These can be used throughout the unit as you see fit. You can use them with your lessons if you need more or use them within their partner/independent time.

Centers & Interactive Notebook Pieces

- These can be used throughout the unit as you see fit, too. They can be used during group work, down time, or however they fit into your current ELA block structure.

Assessment

- There is one informal assessment activity at the end of the lesson plan. When you're finished teaching your unit, use this assessment with your students.

Mini Lessons

There is a lesson plan outline in this unit. There are five steps within this unit, which may take about a week to complete, depending on how long your ELA block is. Activities range from group work, partner activities, whole group lessons, and independent activities.

2nd Grade Language Vocabulary Lesson

L.3.4.c and L.3.4.d

I can determine the meaning of a word by using the meaning of the prefix or suffix.

I can use root words to determine the meaning of a word.

Determine the meaning of the new word formed by adding a prefix or suffix to a known word (e.g., agreeable, comfortable, uncomfortable, care/careless).

Use a known root word as a clue to the meaning of a new word (e.g., company, company).

Vocabulary: affix, prefix, suffix

Model: Anchor chart, Prefix/suffix sort, Subtle board

Affixes and Root Words

Affix- word parts that are added to the meaning of a word (prefix and suffix)

Root word- base word

Fix is added

Both

Prefix

confusion

unicyclist

wordless

prewrite

immaturity

loyalty

unnatural

hairless

unseen

unpleasant

impossible

unacceptance

childish

dissatisfied

distrust

ownership

unzipping

nonstop

mistaken

helpful

prerecorded

unhappy

idle

submit

illegally

unemployment

noticeable

indescribable

immobility

unusually

companion

wordless

careless

education

uncomfortable

deconstruct

immaturity

refilled

removeable

unhurt

courageous

disorganized

natural

reconstruct

Name(s): _____

Definitions

Centers

On top of the lesson plans you get for the L.K unit, you also get centers that will help you teach this unit. These can be used during this unit AND reused throughout the year as review.

Center 1: Students will match the sets of root words together.

telephone	microphone
megaphone	saxophone
preview	review

Center 1: Students will match the sets of root words together.

dictionary	dictate
predict	contract

Center 1: Students will match the sets of root words together.

paragraph	calligraphy
biography	autobiography
autograph	telegraph

Center 1: Students will match the sets of root words together.

aquarium
aquamarine
audio

Center 2: Students will pull and read the task card and fill in the answers.

Fill means	Behave means
so refilled must mean	so misbehave must mean
Possible means	See means
so impossible must mean	so unseen must mean

Center 2: Students will pull and read the task card and fill in the answers.

Fed means	Marine means
so underfed must mean	so submarine must mean
Break means	Worth means
so breakable must mean	so worthless must mean
Expense means	Active means
so inexpensive must mean	so inactivity must mean

Center 2: Students will pull and read the task card and fill in the answers.

Nature means	
so natural must mean	
Company means	
so companion must mean	
Agree means	
so disagree must mean	






Center 3: These affixed words have prefixes AND suffixes. Circle the prefix and suffix, then match the most related picture.

disagreeable
immaturity
uncomfortable
unbelievable
unhappiest

Center 3: These affixed words have prefixes AND suffixes. Circle the prefix and suffix, then match the most related picture.

immovable
disrespectful
unbreakable
disapproval
disorderly

Center 3: These affixed words have prefixes AND suffixes. Circle the prefix and suffix, then match the most related picture.

unbeatable	
refreezing	
irresponsible	
unfriendly	
preschooler	

Extra Resources

On top of the lesson plans you get for the L.K unit, you also get interactive notebook pieces and graphic organizers that will help you teach this unit. These can be used during this unit AND reused throughout the year as review.

The collage features several educational resources:

- Root Word and Affixes Worksheets:** Multiple worksheets with columns for Prefix, Root Word, and Meaning of Root Word. Examples include 'impatiently', 'understandable', 'regroup', 'prearrange', 'disloyal', 'cheer', 'great', 'tricycle', 'disrespectful', 'uncomfortable', 'cheerfully', 'untidy', 'misinterpreted', and 'carelessly'.
- Interactive Notebook Pieces:** Pieces for suffixes (-less, -ment, -able) and prefixes (mis-, uni-, non-, dis-). These include instructions like 'write the meaning of the root word' and 'Lift the flaps and write two words using the prefix'.
- Graphic Organizers:** A large yellow banner with the text 'Graphic Organizers' and another yellow banner with the text 'Interactive Notebook Pieces'.

©Jessica Tobin, Oct 2007

Bundle Opportunities

If this layout looks ideal for your classroom, and you know you'll be needing resources like this for **all** standards included in Common Core, check out the bundles that save you money!

Language Domain



-or-

All 6 ELA Domains

