

L.3.5.b

This ELA unit provides resources to use while teaching the standard **L.3.5.b**, which states that students will be able to

"Identify real-life connections between words and their use (e.g., describe people who are *friendly* or *helpful*)."



Using This Unit

Let's look at the structure of this unit.

Lesson Plans

- The lesson plans in these language units usually range between 5-7 steps. Depending on how long you have for mini lessons for Language, you can choose how to break the steps apart. You can teach it over 2 days, or you could stretch the steps out over 5 days. It all depends on the time you have allotted for Language. I suggest at least 10 minutes for your daily lesson, then 15-20 minutes (or more) for practice time. Putting your activities together may take a week to complete.

Graphic Organizers

- These can be used throughout the unit as you see fit. You can use them with your lessons if you need more or use them within their partner/independent time.

Centers & Interactive Notebook Pieces

- These can be used throughout the unit as you see fit, too. They can be used during group work, down time, or however they fit into your current ELA block structure.

Assessment

- There is one informal assessment activity at the end of the lesson plan. When you're finished teaching your unit, use this assessment with your students.

Mini Lessons

There is a lesson plan outline in this unit. There are five steps within this unit, which may take about a week to complete, depending on how long your ELA block is. Activities range from group work, partner activities, whole group lessons, and independent activities.

3rd Grade Language Vocabulary Lesson

L.3.5.b

I can identify real-life connections between words and their use.

Identify real-life connections between words and their use (e.g., describe people who are *friendly* or *helpful*).

Vocabulary Real-Life Background knowledge

Materials Anchor charts Word cards

Glossary list Centers Printables

Real-Life Connections

Sometimes, when you read words, you think of how it relates to your life. You use your **schema**, or background knowledge to

difficult

enormous

nutritious

powerful

Animals That Can Be Domestic

Animals That Are Not Domestic

Things That are Electronic

Things that are Non-Electronic

Objects Found in the Wild

Around Me

Nouns

©Tobin, Oct 2007

©Tobin, Oct 2007

©Tobin, Oct 2007

©Tobin, Oct 2007

©Tobin, Oct 2007





©Tobin, Oct 2007

©Jessica Tobin- Elementary Nest



Centers

On top of the lesson plans you get for the L.K unit, you also get centers that will help you teach this unit. These can be used during this unit AND reused throughout the year as review.







Center 1: Students pull the task card and read it aloud. Then they will answer the question with a partner.

 The life cycle of a frog is very unusual. What else do you know of that is unusual?	 Who else do you know who likes to spend time outdoors? What other activities are delightful?
 I just licked that lemon and it sure was tart.	 My brother and I love candy. When I look at the candy...



Center 1: Students pull the task card and read it aloud. Then they will answer the question with a partner.

 The brave soldier helped the kids. Who else do you know that is brave?	 The lamp is too bright, please turn it away from my face.
--	--





Center 2: Students will sort objects under the correct category.





Center 3: Students will match the picture to the word based on their background knowledge and experience.

	ancient
	miniscule





Center 3: Students will match the picture to the word based on their background knowledge and experience.

	bridge
	girl
	fries
	clock

Center 3: Students will match the picture to the word based on their background knowledge and experience.

	elephant
	lightning
	lemon
	mud

Center 3: Students will match the picture to the word based on their background knowledge and experience.

	cat
	train
	mouse
	hand

Center 4: Students will write a list of words under each adjective based off of real life experiences.

Places I've Seen That Are Empty	Things I've Seen That Are Crooked
Things I've Heard That Are Deafening	Things I've Heard That Are Melodic

Center 4: Students will write a list of words under each adjective based off of real life experiences.

People I've Met Who Are Helpful	People I've Met Who Are Friendly
People I've Heard of Who Are Famous	People I've Heard of Who Are Dangerous

Extra Resources

On top of the lesson plans you get for the L.K unit, you also get interactive notebook pieces and graphic organizers that will help you teach this unit. These can be used during this unit AND reused throughout the year as review.

Real-Life Connections

What I Hear

Faint Hissing

Real-Life Connections

What I See

Bright Dull

Real-Life Connections

What I Taste

Salty

Real-Life Connections

What I Feel

sturdy dense frozy

tart gentle slippe

scattered

uneven

friendly

Interactive Notebook Pieces

Graphic Organizers

© Jessica Tobin - Elementary Nest

Bundle Opportunities

If this layout looks ideal for your classroom, and you know you'll be needing resources like this for **all** standards included in Common Core, check out the bundles that save you money!

Language Domain



-or-

All 6 ELA Domains

