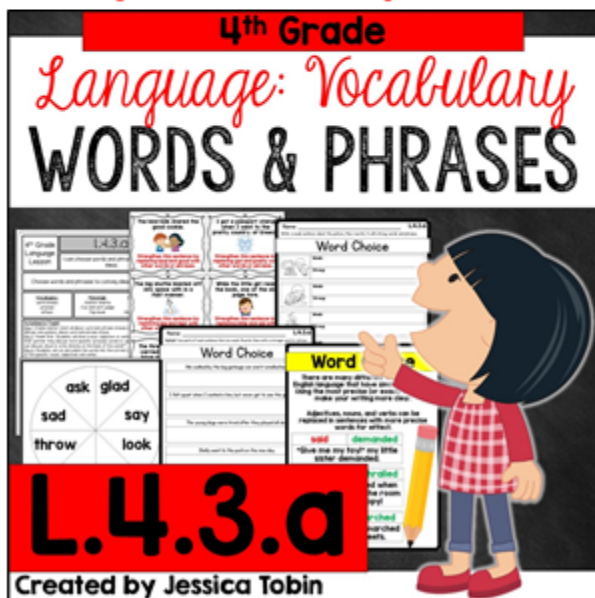


L.4.3.a

This ELA unit provides resources to use while teaching the standard **L.4.3.a**, which states that students will be able to **“Choose words and phrases to convey ideas precisely.*”**



Using This Unit

Let's look at the structure of this unit.

Lesson Plans

- The lesson plans in these language units usually range between 5-7 steps. Depending on how long you have for mini lessons for Language, you can choose how to break the steps apart. You can teach it over 2 days, or you could stretch the steps out over 5 days. It all depends on the time you have allotted for Language. I suggest at least 10 minutes for your daily lesson, then 15-20 minutes (or more) for practice time. Putting your activities together may take a week to complete.

Graphic Organizers

- These can be used throughout the unit as you see fit. You can use them with your lessons if you need more or use them within their partner/independent time.

Centers & Interactive Notebook Pieces

- These can be used throughout the unit as you see fit, too. They can be used during group work, down time, or however they fit into your current ELA block structure.

Assessment

- There is one informal assessment activity at the end of the lesson plan. When you're finished teaching your unit, use this assessment with your students.

Mini Lessons

There is a lesson plan outline in this unit. There are five steps within this unit, which may take about a week to complete, depending on how long your ELA block is. Activities range from group work, partner activities, whole group lessons, and independent activities.

4th Grade Language Lesson

L.4.3.a

I can choose words and phrases to convey ideas precisely.

Choose words and phrases to convey ideas precisely.

Vocabulary: word choice precise

Materials: Anchor charts Cut and sort page

Sorting games: Consonants Printables

Activities: Day 1: Create... Day 2: Make... Day 3: Study... Day 4: Teach... Students will... want to... about each...
Suzanne...
Have the...

Precise Language

Nouns	Adjectives	Verbs

©Tobin, May 2010

Word Choice

There are many different words in English language that have similar meanings. Using the most precise (or exact) word makes your writing more effective.

Adjectives, nouns, and verbs can be replaced in sentences with more precise words for effect.

demand

NOUNS

ball	animal
------	--------

ADJECTIVES

fun	
-----	--

VERBS

run	think
-----	-------

They walked to the place.

My dog likes to play.

That is a beautiful piece of artwork.

"I don't want to," she whined.

He looked through the telescope at the sky.

It was fun to ride the rides.

Precise Language

Strong Words and Phrases

Weak Words and Phrases

Cut and paste the words into the correct category above.

ball	funny	walk	glee	whispering	football
dangerous	bad	talk	shuffled	said	dejected
city	Chicago	said	demand	hysterical	hill
looked	peered	got	Jenny	fun	low
enchantment	got	gives pig	turned	terrible	innoculate

Centers

On top of the lesson plans you get for the L.K unit, you also get centers that will help you teach this unit. These can be used during this unit AND reused throughout the year as review.

Center 1: Students will draw a card and read aloud the weak word choice, then they will write a more precise vocabulary word to represent the picture. L.4.3.a

	scary	Stronger Choice:
	walk	Stronger Choice:



Center 1: Students will draw a card and read aloud the weak word choice, then they will write a more precise vocabulary word to represent the picture. L.4.3.a

	say	Stronger Choice:
	ask	Stronger Choice:

Center 1: Students will draw a card and read aloud the weak word choice, then they will write a more precise vocabulary word to represent the picture. L.4.3.a

	sad	Stronger Choice:
	tell	Stronger Choice:

Center 1: Students will draw a card and read aloud the weak word choice, then they will write a more precise vocabulary word to represent the picture. L.4.3.a

	fight	Stronger Choice:
	bring	Stronger Choice:

Center 2: Draw a task card out of the pile, read the sentence and the prompt. L.4.3.a

 The kind kids shared the good cookie. Strengthen this sentence by replacing kind and good with other words or phrases.	 I got a passport stamp when I went to the pretty country of Greece. Strengthen this sentence by replacing got and pretty with other words or phrases.
 The big shuttle blasted off into space in a fast manner.	 While the little girl read the book, one of the old page tore.

Center 2: Draw a task card out of the pile, read the sentence and the prompt.

 Although the snow fell slowly, it was still very cold outside. Strengthen this sentence by replacing slowly and cold with other words or phrases.	 My mom told me to drink my good because it was... Strengthen this sentence by replacing good and because with other words or phrases.
 The nice girl helped her grandma walk across the street. Strengthen this sentence by replacing nice and walk with other words or phrases.	 The little baby heard a loud noise to their mother. Strengthen this sentence by replacing little and loud with other words or phrases.
 The girl picked up the old saxophone and played a loud note. Strengthen this sentence by replacing old and loud with other words or phrases.	 The tired cowboy horse lead the... walk through the... Strengthen this sentence by replacing tired and walk with other words or phrases.

Center 3: Students will spin a weak word, then create a new sentence using a stronger or more precise word choice. L.4.3.a

ask	glad
sad	say
throw	look
good	bad

Spin a weak word choice, then write a sentence using a stronger and more precise noun or adjective.

Center 3: Students will draw a figurative language saying and match it to the weaker, more literal word choice. L.4.3.a

as loud as thunder	very loud	a mile high	very high
break a leg	do a good	spill the beans	tell a secret
a million degrees	hot	hit the road	leave
weighs a ton	heavy	light as a feather	very light
on cloud 9	happy	a couch potato	lazy

Extra Resources

On top of the lesson plans you get for the L.K unit, you also get interactive notebook pieces and graphic organizers that will help you teach this unit. These can be used during this unit AND reused throughout the year as review.

The collage features several worksheets:

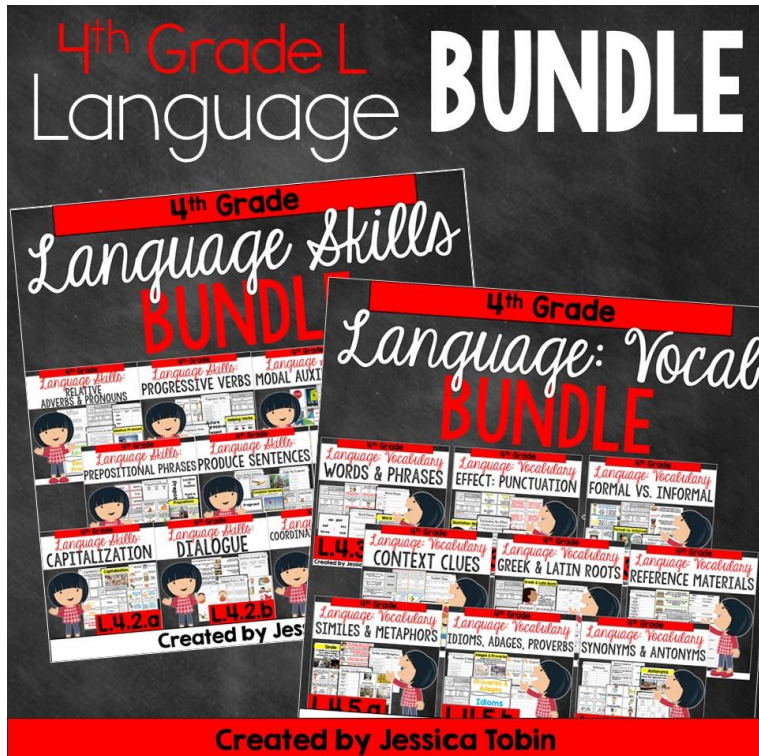
- Word Choice**: Worksheets with instructions like "Write a weak sentence about the picture, then rewrite it with strong words" and "Write four better word choices under each word given." Includes tables for word choices and illustrations of people and objects.
- Figurative Language**: Worksheets with instructions like "Write the meaning of each figurative language phrase." and "Use a weak verb and other strong word and phrase choices to explain the picture." Includes boxes for phrases like "one million miles", "hit the road", "cost an arm and a leg", "like a dream come true", "a mile high", and "lips are sealed".
- Interactive Notebook Pieces**: A red banner with the text "Interactive Notebook Pieces" is overlaid on several worksheets. Below it are boxes for rewriting sentences to emphasize the effect of strong words, such as "The babies cried for three hours.", "The two good dogs sat and waited for a treat.", and "When Hanna touched the cactus, she got hurt."
- Graphic Organizers**: A red banner with the text "Graphic Organizers" is overlaid on several worksheets.

Bundle Opportunities

If this layout looks ideal for your classroom, and you know you'll be needing resources like this for **all** standards included in Common Core, check out the bundles that save you money!

[Language Domain](#)

[All 6 ELA Domains](#)



4th Grade Language BUNDLE

4th Grade Language Skills BUNDLE

4th Grade Language: Vocabulary BUNDLE

Language Skills: RELATIVE ADVERBS & PRONOMS

Language Skills: PROGRESSIVE VERBS MODAL AUXILIARIES

Language Skills: PREPOSITIONAL PHRASES PRODUCE SENTENCES

Language Skills: CAPITALIZATION

Language Skills: DIALOGUE

Language Vocabulary: WORDS & PHRASES

Language Vocabulary: EFFECT: PUNCTUATION

Language Vocabulary: FORMAL VS. INFORMAL

Language Vocabulary: CONTEXT CLUES

Language Vocabulary: GREEK & LATIN ROOTS

Language Vocabulary: REFERENCE MATERIALS

Language Vocabulary: SIMILES & METAPHORS

Language Vocabulary: IDIOMS, ADAGES, PROVERBS

Language Vocabulary: SYNONYMS & ANTONYMS

Created by Jessica Tobin

-or-



ALL-YEAR ELA
4th Grade

4th Grade Language BUNDLE

4th Grade RL Literature BUNDLE

4th Grade RI Informational BUNDLE

4th Grade RF Foundational Skills BUNDLE

4th Grade Common Core WRITING BUNDLE

4th Grade SPEAKING & Listening

4th Grade FOUNDATIONAL SKILLS: Phonics and Word Recognition

Created by Jessica Tobin