

L.K.I.b

This ELA unit provides resources to use while teaching the standard **L.K.I.b**, which states that students will be able to **“Use frequently occurring nouns and verbs.”**



Using This Unit

Let's look at the structure of this unit.

Lesson Plans

- There are 5 steps in the lesson plan of this unit. Depending on how long you have for mini lessons for Language, you can choose to do all 5 steps in one day or break it up over 2-4 days. I suggest at least 10 minutes for your daily lesson, then 15-20 minutes+ for practice time. Putting your activities together may take a week to complete.

Graphic Organizers

- These can be used throughout the unit as you see fit. You can use them with your lessons if you need more or use them within their partner/independent time.

Centers













- These can be used throughout the unit as you see fit, too. They can be used during group work, down time, or however they fit into your current ELA block structure.

Assessment

- There is one informal assessment activity at the end of the lesson plan. When you're finished teaching your unit, use this assessment with your students.

Mini Lessons

There is a lesson plan outline in this unit. There are five steps within this unit, which may take about a week to complete, depending on how long your ELA block is. Activities range from group work, partner activities, whole group lessons, and independent activities.

<p>Kindergarten Language Lesson</p> <p>L.K.1.b</p> <p>I can use nouns and verbs.</p> <p>Use frequently occurring nouns and verbs.</p> <p>Vocabulary: noun, verb</p> <p>Materials: anchor charts, picture cards</p> <p>Activities to Teach: Steps 1-3 will focus on nouns. Steps 4-6 will focus on verbs. Step 1: Teacher will create two anchor charts with students at about 10:00. They will display the mini posters and discuss. Step 2: Teacher will display one picture at a time on the board. Step 3: Students will participate in a Mix-Pair-Share activity. The students will stand up and spread out around the room, pair up with a new partner, and answer the teacher's question. The teacher will read and identify the noun in the sentence. (Script on page 20) Step 4: Teacher will create two anchor charts with students at about 10:00. They will display the mini posters and discuss. Step 5: Students will participate in another Mix-Pair-Share activity. The students will stand up and spread out around the room, pair up, and share one sentence about the picture on the board. Step 6: Students will stand up and spread out around the room, pair up, and share one sentence about the picture on the board. Step 7: Students will stand up and spread out around the room, pair up, and share one sentence about the picture on the board. Step 8: Students will stand up and spread out around the room, pair up, and share one sentence about the picture on the board.</p> <p>Suggested Group/Partner Centers: -Center #1-3 in group</p> <p>Assessment: -Teacher will ask students to identify nouns and verbs in sentences. Then, they must verbally use the words in a sentence.</p>	<h2>Nouns</h2> <p>A noun is a person, place, or thing.</p> <p>person</p> 							
<h3>Identifying Nouns Script</h3> <p>"We are going to play a Mix-Pair-Share activity. First, let's all mix up for five seconds. 1-2-3-4-5. Freeze! Pair up with the closest person. Now, let's share. Listen to the sentence, 'The dogs play'. Share with your partner the noun in the sentence 'The dogs play'.</p> <p>Good job! Did you and your partner say do? Let's do another. Mix up. 1-2-3-4-5. Pair up. Now, listen and share. 'My teacher reads.' Share the noun in that sentence.</p> <p>Great! Did you and your partner say teacher? Let's do another. Mix up. 1-2-3-4-5. Pair up. Now, listen and share. 'An airplane flies high.' Share the noun in that sentence.</p> <p>Repeat with these sentences: -My dog naps. -The notebook is red. -Is the T.V. on? -My lunch is delicious. -The leaves are falling.</p>	<h2>Verbs</h2> <p>A verb is an action word.</p>  <p>run</p> <p>You can run.</p>  <p>jump</p> <p>You can jump.</p>  <p>read</p> <p>You can read.</p> <p>Verbs are actions that you can do.</p>	 <p>walk</p>	 <p>kick</p>	<p>swim</p>	<p>cook</p>	<p>sing</p>	<p>paint</p>	<p>dig</p>
		 <p>eat</p>	 <p>wave</p>					
		 <p>climb</p>	 <p>think</p>					

Extra Resources

On top of the lesson plans you get for the L.K unit, you also get centers and graphic organizers that will help you teach this unit. These can be used during this unit AND reused throughout the year as review.

The collage features several educational materials:

- Worksheets:** Multiple pages for identifying and writing about nouns and verbs. Examples include:
 - Nouns Worksheet:** A table with columns for 'People' and 'Places', and rows for 'Nouns'. Sentences like 'The dog chews.' and 'My dad grills.' are provided.
 - Verbs Worksheet:** Sentences like 'The dog wins a prize.' and 'She dis...' are used for identifying verbs.
 - Nouns & Verbs Worksheet:** A grid for sorting picture cards into 'Noun' or 'Verb' categories.
- Learning Centers:** Several activity cards with instructions:
 - Center 1:** Draw a verb card and write or say a sentence using that verb. Cards shown include 'swim', 'pull', and 'mp'.
 - Center 2:** Sort the picture cards into the correct noun or verb category. A large red letter 'N' is visible.
 - Center 3:** Draw a sentence card and circle the nouns in the sentences. Cards shown include 'An ear can hear.', 'A mermaid swims.', and 'The boy naps.'
- Graphic Organizers:** A grid for sorting picture cards into 'Noun' or 'Verb' categories, featuring images like a house, a giraffe, a lamp, and a mermaid.

Two purple banners are overlaid on the collage:

- A diagonal banner on the left side reads **Graphic Organizers**.
- A diagonal banner on the right side reads **Centers**.

Bundle Opportunities

If this layout looks ideal for your classroom, and you know you'll be needing resources like this for **all** standards included in Common Core, check out the bundles that save you money!

Language Domain

GROWING- All 6 ELA Domains

Kindergarten BUNDLE

L- Language

Kindergarten Language Skills PRINTING LETTERS	Kindergarten Language Skills NOUNS & VERBS	Kindergarten Language Skills PLURAL NOUNS	Kindergarten Language Skills QUESTION WORDS
Kindergarten Language Skills PREPOSITIONS	Kindergarten Language Skills COMPLETE SENTENCES	Kindergarten Language Skills CAPITALIZATION	Kindergarten Language Skills PUNCTUATION
Kindergarten Language Skills PHONEMES	Kindergarten Language Skills SPELLING WORDS	Kindergarten Language-Vocabulary MULTIPLE MEANINGS	Kindergarten Language-Vocabulary INFLECTIONS & AFFIXES
Kindergarten Language-Vocabulary SORTING OBJECTS	Kindergarten Language-Vocabulary ANTONYMS	Kindergarten Language-Vocabulary REAL-LIFE CONNECTIONS	Kindergarten Language-Vocabulary SHADES OF MEANING

Created by Jessica Tobin

ALL-YEAR ELA

Kindergarten

-or-

Kindergarten Common Core WRITING BUNDLE	Kindergarten FOUNDATIONAL SKILLS RF.K BUNDLE	Kindergarten BUNDLE RI- Informational
Kindergarten SPEAKING & LISTENING	Kindergarten BUNDLE L- Literature	Kindergarten BUNDLE L- Language

Created by Jessica Tobin