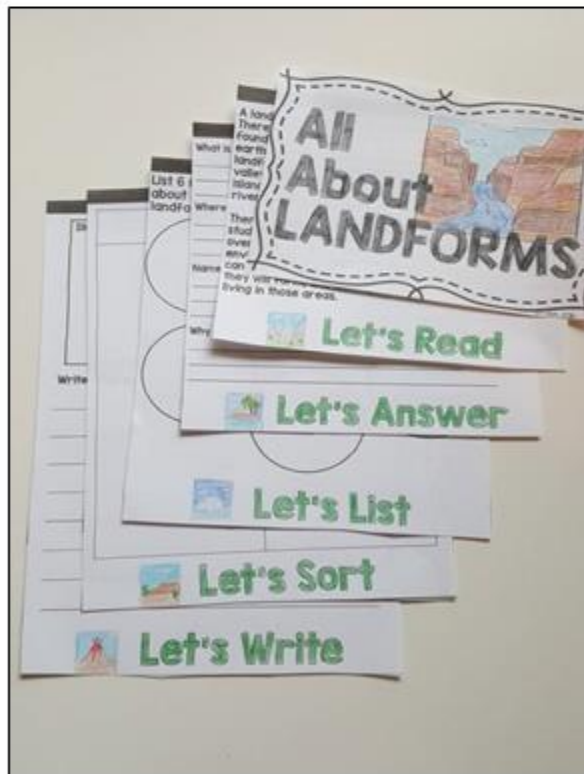


Building Your Craft...

Color and cut the pieces.

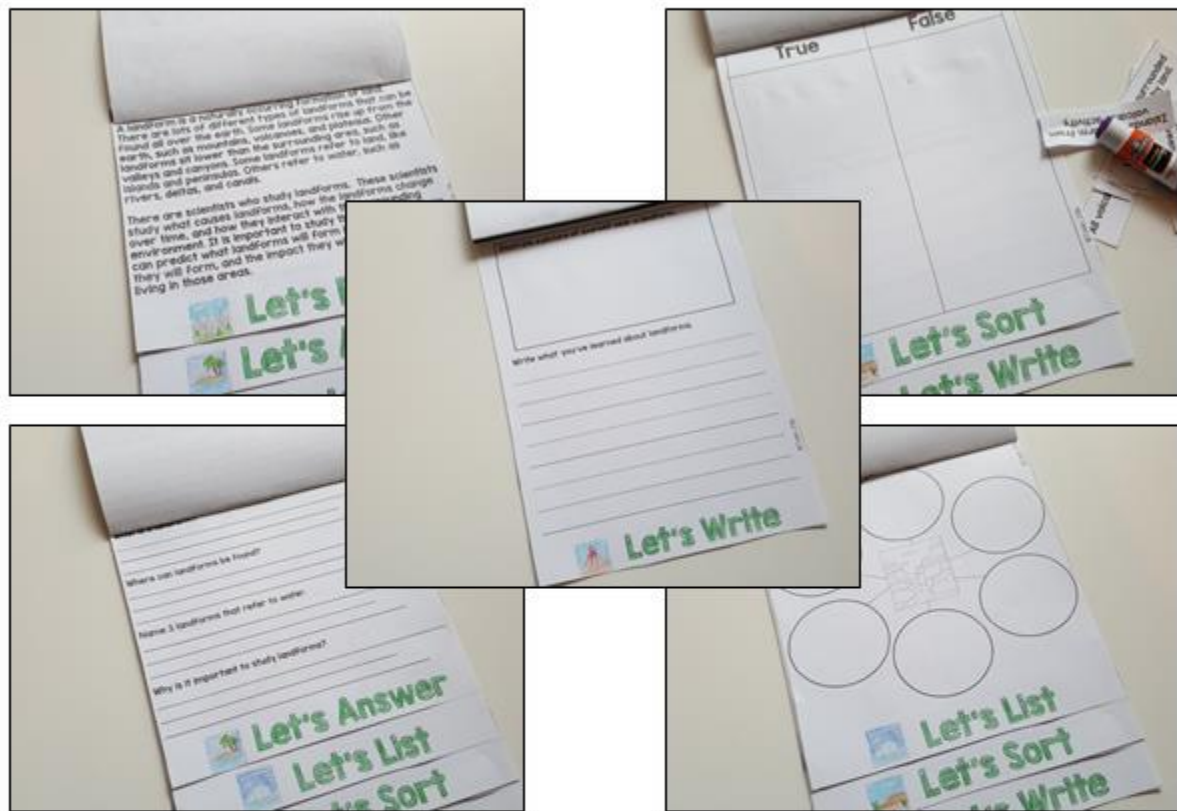


Stack the five pages in order. Staple at the top as close to the black strip as possible.

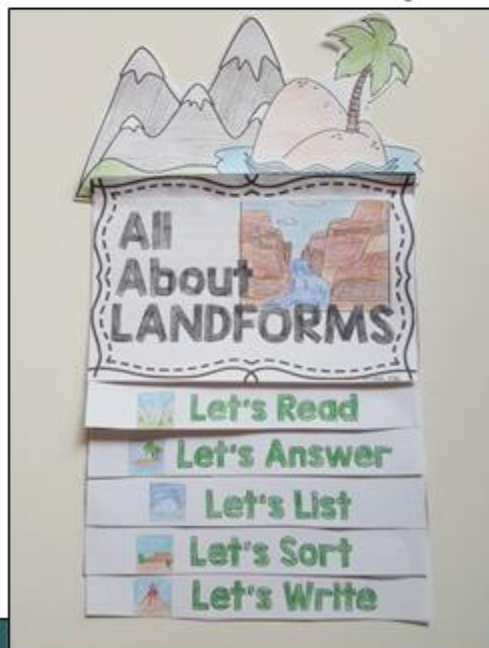


Building Your Craft...

Complete the pages inside the book.



Glue the landform to the top of the book.



DIGITAL OPTION

These flip books are now available in Google Slides format.



To open the digital flip books, click on the links below after reading these instructions. The links will open in Google Slides.

What you need:

- A Google Classroom account

What to do:

- Open document using links below.
- Click "make a copy". This will be your master copy. Name it whatever you'd like.
- Make another copy to share with your students. Get the shareable link using the 'Share' button in the top right corner.

All About Landforms Flip Book	
Glacier Flip Book	Island Flip Book
Mountain Flip Book	Peninsula Flip Book
Plateau Flip Book	River Flip Book
Valley Flip book	Volcano Flip Book