

Common Core Math

Within this math worksheet collection, you will find 2-3 worksheets per Common Core math standard.

There are 10 standards, ranging from measuring the length of an object to using addition and subtraction within 100 to drawing a picture and bar graphs.




Standards

This Common Core domain covers
2nd Grade Measurement & Data.

I.MD.1	Ordering Objects by Length (3) Comparing Lengths (3)
I.MD.2	Measuring with Cubes (3) Measuring with Paper Clips (3) Nonstandard Measurement (4)
I.MD.3	Time to the Hour (3) Time to the Half Hour (3) Digital & Analog Clocks (2)
I.MD.4	Reading Graphs (4) Making Graphs (4)

Worksheet Practice



Feedback quote

“LOVED having this resource during our measurement unit! It was wonderful to be able to use it digitally and now that I am back in person, I can reuse and print too! It is easy to use, the kids love/understand it. Thanks for creating!”

Examples

LMD.2

Name: _____

Write the length of paperclips for each item.

Measurement

paperclips

paperclips

paperclips

paperclips

paperclips

paperclips

LMD.3

Name: _____

Write the length of cubes for each item.

Measurement

cubes

cubes

cubes

cubes

cubes

cubes

LMD.1

Name: _____

Put these animals in order from shortest to longest.

Comparing Lengths

Order the animals from shortest to longest.

Shortest

Longest

Order the animals from shortest to longest.

Shortest

Longest

Order the animals from shortest to longest.

Shortest

Longest

LMD.4

Name: _____

Use the graph to answer the questions.

Reading Graphs

Number of Votes

Yellow Red Blue

Favorite Colors

LMD.4

Name: _____

Use the numbers on the vote chart to make a bar graph.

Making Graphs

Favorite Food	Votes
Hamburger	3
Pizza	5
PS 1.2	7

Hamburger

Pizza

LMD.2

Name: _____

Use paperclips to measure each item on the page.

Measurement

paperclips

paperclips

paperclips

paperclips

paperclips

paperclips

LMD.3

Name: _____

Show the hands on the analog clock using the digital clock.

Digital and Analog

6:00

12:00

4:00

11:30

1:00

5:30

3:00

8:30

7:30

10:00

2:00

9:30

LMD.3

Name: _____

Cut and glue the time to the clock.

Telling Time

5:00

3:30

7:00

6:00

1:00

3:00

10:00

9:00

11:00

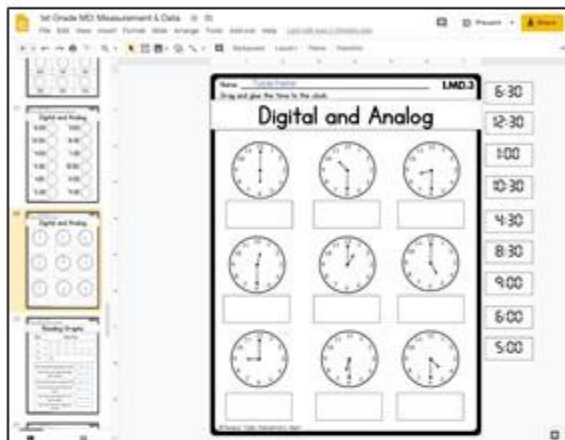
2:00

Digital

These math printables are now offered in Google Slides. To open each set of math practice pages, click on the link below after reading these instructions. These links will open Google Slides.

What you need:

- A Google Classroom account



What to do:

- Open document using link on this page.
- Click "make a copy". This will be your master copy. Name it whatever you'd like.
- Make another copy to share with your students. Get the shareable link using the 'Share' button in the top right corner.

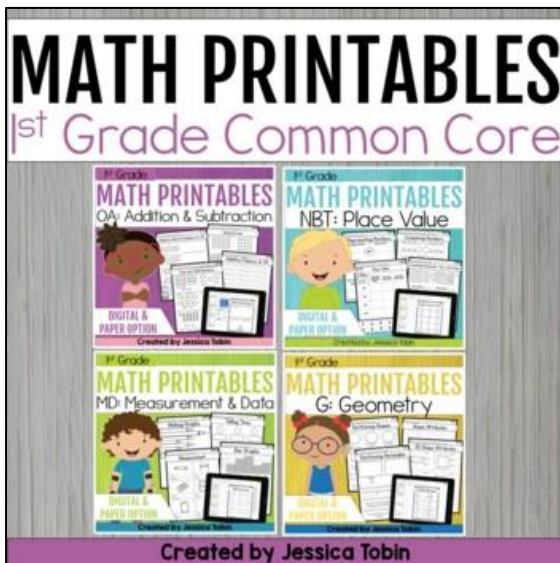
Options for sharing:

- Copy the *specific slide* you need and share it with your students.
- Share the *entire presentation* for them to fill out by a certain date or for use when they are reading independently.
- Create a graphic organizer folder for your students to access whichever ones they want/need.

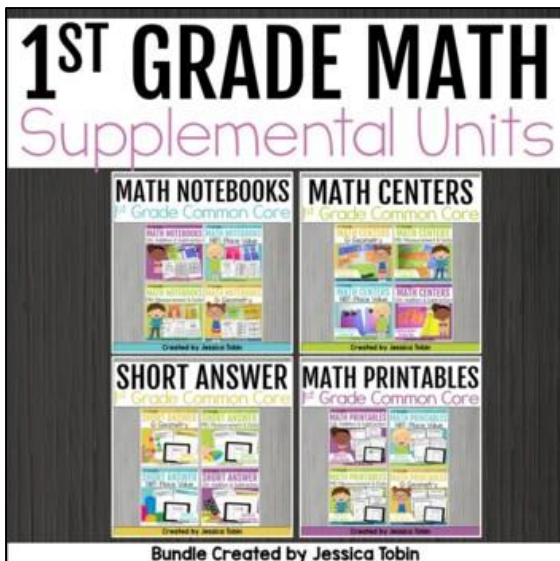
CLICK HERE FOR DIGITAL ACCESS.

Bundle Opportunities

If this layout looks ideal for your classroom, and you know you'll be needing resources like this for **all** standards included in Common Core, check out the bundles that save you money!



[1st Grade Worksheets](#)



[1st Grade Common Core Math](#)