



OCTOBER PAIRED PASSAGES



SCARECROWS




How are the two passages similar?


Name: _____

Read the passage and answer the question. Supply two details from the text. Then complete with a conclusion.

Explain how Sam's feelings changed throughout the story.



Scarecrows




Scarecrows are mannequins, or fake people, that are used to look like farmers standing in a field. The purpose of scarecrows are to keep birds out of the fields and crops. Birds tend to eat crops and other seeds, which is not good if a farmer is trying to grow many crops. When a bird sees a scarecrow, they may be less likely to land on the crops and start eating.

Scarecrows are usually stuffed with cloth and put on a stake in the ground. They are dressed in farmers' clothing to make it look similar to a real human. Usually, they are given a straw hat, too. These fake figures have become very popular symbols of fall and are used as decorations in houses, yards, stores, and other places that are not farms.

Dating back 3,000 years ago, scarecrows have been used in many different ways. In some places, people actually used them for the

Who Built It Best?



Sam and his brother, Rick were having a scarecrow building contest. Sam was incredibly eager to start this contest because he was confident that he could beat his brother. He knew that he was better than Rick at most of their contests. And he also knew that he was an excellent scarecrow maker.

As they started their contest, Sam and Rick both ran into the field. Sam made his scarecrow tall and dressed like a woman. He gave her a nice jacket, a scarf, a skirt, and a hat. Rick made a shorter scarecrow, which Sam thought was completely silly. He gave it a silly hat, sunglasses, and a tie. At the moment, Rick gave his scarecrow a mustache. Sam giggled and said, "That's a funny sight to see." Rick and Sam's parents came outside to judge the contest. They declared that Rick

WHAT TEACHERS SAY...



"I have been using these passages for various reasons. Right now, we are focusing on answering questions with complete sentences. However, they can be used in so many ways! I'll be back for more!"

"My students were highly engaged in these passages during their reading rotations."

"I found this to be thorough and covered all of the necessary standards. My students were very engaged using this activity."

TOPICS INCLUDED

Story Titles

Nonfiction Fiction	Halloween Hello There, Black Cat
Nonfiction Fiction	Fire Safety Aunt Tina's New Job
Nonfiction Fiction	Pumpkins The Monsters' Contest
Nonfiction Fiction	Scarecrows Who Built It Best?
Nonfiction Fiction	Bats Bart Can't Sleep



PAPER OPTIONS



There are three options for these paired passages.

- Traditional printed worksheets
- Interactive notebook style
- Digital conversion in Google Slides (shown on next page)

DIGITAL OPTIONS

The paired passage sets are now also available in Google Slides format.



HALLOWEEN SET

The image displays a collection of Halloween-themed educational worksheets. The worksheets are arranged in a slightly overlapping manner, showing various activities and reading materials. Each worksheet includes a title, a small illustration, and a series of questions or writing prompts.

Nonfiction Questions: This worksheet asks students to identify when Halloween occurs and list some symbols and traditions.

Comparing Texts: This worksheet asks students to compare two passages about Halloween, focusing on similarities and differences, and to write one thing they've learned.

Fiction Questions: This worksheet asks students to describe Halloween Town, explain why Jack and Sally are excited to see the black cat, and use context clues to identify the word "inferno".

Story Elements: This worksheet asks students to identify the main characters, what happens in the story, where the story takes place, if there is a problem and a solution, and to retell the story in their own words.

Facts About Halloween: This worksheet provides a list of facts about Halloween, such as its date, the tradition of trick-or-treating, and the history of jack-o-lanterns.

Hello There, Black Cat: This worksheet contains a short story about Jack and Sally in Halloween Town, who are excited to see a black cat named Toby. The story describes their search for Toby in the dark alleys of the town.

FIRE SAFETY SET

The image displays a collection of seven educational worksheets related to fire safety, arranged in a collage. Each worksheet includes a title, a name field, and various activities or questions. Some worksheets feature small images of fire extinguishers, fire trucks, or firefighters.


- Facts About Fire Safety:** Includes a name field and a large blank area for writing facts.
- Fire Safety:** Features a name field, a small image of a fire extinguisher, and a large blank area for writing.
- Nonfiction Questions:** Includes a name field, a small image of a fire extinguisher, and several questions about smoke alarms and fire safety.
- Comparing Texts:** Features a name field, a title "Fire Safety", and three questions comparing two passages.
- Story Elements:** Includes a name field, a title "Aunt Tina's New Job", a small image of firefighters, and questions about characters, plot, and setting.
- Fiction Questions:** Includes a name field, a title "Aunt Tina's New Job", a small image of firefighters, and three questions about the story.
- Writing Prompt:** Includes a name field and a prompt to write a letter to Aunt Tina.

PUMPKIN SET

The image displays a set of seven educational worksheets for a pumpkin-themed unit. The worksheets are arranged in a slightly overlapping, fan-like pattern. Each worksheet features a title, a small image of pumpkins, and various text-based activities. The titles of the worksheets are: 'Facts About Pumpkins', 'Comparing Texts Pumpkins', 'Pumpkins', 'Nonfiction Questions', 'The Monsters' Contest', 'Story Elements', and 'Fiction Questions'. The 'Comparing Texts Pumpkins' worksheet has three numbered questions: '1. How are the two passages similar?', '2. How are the two passages different?', and '3. Write one thing you've learned about...'. The 'Story Elements' worksheet has a table with three rows and two columns: 'Who are the main characters?', 'What happens in the story?', and 'Where does the story take place?'. The 'Fiction Questions' worksheet has three numbered questions: '1. Explain the monsters' contest', '2. What was the reasoning for the judge to pick Dale?', and '3. Identify what the winner would get'. The 'The Monsters' Contest' worksheet contains a short story about a pumpkin carving contest. The 'Nonfiction Questions' worksheet has three questions: 'Why are pumpkins a popular fall symbol?', 'Explain the life cycle of a pumpkin in your own words.', and 'Identify four parts of the pumpkin.' The 'Facts About Pumpkins' worksheet has a large blank space for writing. The 'Pumpkins' worksheet contains a paragraph about the life cycle of a pumpkin and another paragraph about the parts of a pumpkin. The 'Comparing Texts Pumpkins' worksheet has a small text box with the instruction 'Read each article. Use an illustration, three words, and a sentence.'

Facts About Pumpkins

Name: _____



Pumpkins


Pumpkins are a popular symbol of the fall season. This is because the pumpkin's harvest season occurs in the fall, leaving many pumpkins picked and ready to use. People use pumpkins to carve into jack-o-lanterns, decorate their porches with, or even cut open and use parts of it to bake with.

Pumpkins follow a life cycle. First, the pumpkin seeds are planted in the ground. After one sprouts, it begins to emerge as a tiny plant. Then, long vines begin to grow. These vines are curly and thick. Big flowers will also bloom on these vines. The final stage is when the pumpkin begins to grow. The fruit begins as a small green pumpkin, but as it grows, it turns into an orange color. Once the pumpkin is fully grown and orange, it is cut off of the vine and sold on a farm or in a store to be used during the fall season.

Pumpkins have many parts. The popular orange part that is seen when looking at a pumpkin is called the skin. This is hard and has ribs along it. The ribs are the indentations that run from the top to the bottom. This gives the pumpkin a bumpy feature. The stem can also be seen from the outside of the pumpkin. The rest of the pumpkin can only be seen by cutting it open. Once it is cut open, there are many stringy things inside. There are white seeds and orange pulp that is all connected with fibrous strands. Many people think these pumpkin insides feel gross.

Comparing Texts Pumpkins

Name: _____




1. How are the two passages similar?

2. How are the two passages different?

3. Write one thing you've learned about _____

Pumpkins

Name: _____



Why are pumpkins a popular fall symbol?

Explain the life cycle of a pumpkin in your own words.

Identify four parts of the pumpkin.

Identify one fact you learned about pumpkins after you read this text.

The Monsters' Contest


The monsters that lived on Pumpkin Street were quite fun monsters. They were not the type of monsters who liked to haunt people and try to scare them. They were the type of scary Halloween treats.

This year, the monsters decided to have a pumpkin carving contest. The reward for having the best jack-o-lantern would be three delicious pumpkin treats: pumpkin pie, pumpkin rolls, and pumpkin cupcakes. This made them all so eager to win the contest! They all ran to the backyard to get started. The monsters worked for over four hours on all of their pumpkins. When they were finished, they cleaned up their mess in the backyard and brought their pumpkins to the front yard.

Harbert, the green monster, carved his pumpkin into a silly faced jack-o-lantern. It had a crazy, jagged mouth, and crossed eyes. Dale, the purple monster, carved a traditional jack-o-lantern with a crooked smile and three triangles for eyes and a nose. Finally, Frances, the pink monster, showed her jack-o-lantern. It was the spookiest out of the three pumpkins because its eyes were different sizes and its mouth was crooked. The judge of the contest decided that Dale's jack-o-lantern was the winner because it was the most traditional. They all still got to display their jack-o-lanterns, but Dale got all of the pumpkin treats. He shared them with his two friends, of course.

Story Elements


Name: _____



Who are the main characters?	_____
What happens in the story?	_____
Where does the story take place?	_____

Fiction Questions

Name: _____



1. Explain the monsters' contest.

2. What was the reasoning for the judge to pick Dale?


3. Identify what the winner would get.

4. What did you learn about pumpkins from this fictional story?

SCARECROW SET

Nonfiction Questions

Name: _____




1. What is the purpose of a scarecrow?

2. Explain how a farmer makes a scarecrow.

About Scarecrows

Name: _____



Comparing Texts
Scarecrows

Name: _____

Story Elements


Who are the main characters?

What happens in the story?

Where does the story take place?

Fiction Questions

Name: _____



1. Why was Sam confident at the beginning of their contest?


2. Explain how they decorated their scarecrows.

3. What made Sam realize that his brother deserved to win?

4. What did you learn about scarecrows from this fictional story?

Scarecrows

Name: _____



Who Built It Best?

Sam and his brother, Rick were having a scarecrow building contest. Sam was incredibly eager to start his contest because he was confident that he could beat his brother. He knew that he was better than Rick at most of their contests. And he also knew that he was an excellent scarecrow maker.

As they started their contest, Sam and Rick both ran into the house, grabbed some of their mom and dad's clothing, and then sprinted back outside. Sam made his scarecrow tall and dressed like a woman. He knew the bigger the scarecrow, the better. He gave her a scarf, a skirt, and a really nice jacket. Rick made a shorter scarecrow, which Sam thought was completely silly. He gave it a silly hat, sunglasses, and a tie. At the very last moment, Rick gave his scarecrow a mustache. Sam giggled when he saw the scarecrow. He had to admit, it was a funny sight to see.

Rick and Sam's parents came outside to judge their scarecrows. They declared that Rick's scarecrow was the winner. Sam could not believe this. He never lost to his brother. He always won when it came to scarecrows, but this time, the more he looked at the two scarecrows next to each other, the more he realized that Rick did deserve to win. He walked over to his brother, gave him a high five, and told him that he had done a good job.

Scarecrows

Scarecrows are mannequins, or fake people, that are used to look like farmers standing in a field. The purpose of scarecrows are to keep birds out of the fields and crops. Birds tend to eat crops and other seeds, which is not good if a farmer is trying to grow many crops. When a bird sees a scarecrow, they may be less likely to land on the crops and start eating.


Scarecrows are usually stuffed with cloth and put on a stake in the ground. They are dressed in farmers' clothing to make it look similar to a real human. Usually, they are given a straw hat too. These fake figures have become very popular symbols of fall and are used as decorations in houses, yards, stores, and other places that are not farms.

During back 3,000 years ago, scarecrows have been used for quite some time. People in ancient times actually used them for the same reason as we do today, to prevent birds from flying down and eating their seeds and crops. So while scarecrows may be sold in stores and used for fall decorations during the fall season, they are also very beneficial objects to help farmers.

BAT SET

Nonfiction Questions

Name: _____




1. What makes a bat nocturnal?

2. What type of animal do some people think bats are? Why?

Comparing Texts

Name: _____

Bats




1. How are the two passages similar?

2. How are the two passages different?

3. Write one thing you've learned about _____

Fiction Questions

Name: _____



1. How was Bart different from most bats?


2. Explain his mom's idea.

3. Explain his dad's idea.

Identify Bart's Problem

Name: _____

Identify Bart's problem. Then, explain the solution he found to solve his problem.



Bats


Bats are a popular symbol of Halloween. They are known for being spooky because they're black and they fly around at night. There is so much more to these interesting creatures than being just spooky symbols of Halloween.

Bats are mistaken for birds all the time. However, bats are mammals. Bats are black or brown creatures that fly around in the sky at night. Since they fly instead of crawl, walk, or bounce, people assume they are birds. They are the only mammals that can fly. The reason that these animals are mammals is because they are covered in hair, give live birth, and breathe with their lungs. Most bats' diets consist of insects and fruit. There is a special bat called a vampire bat that lives off of blood instead of food.


Bats are very unique animals. There are several things that make bats very interesting. The first unique characteristic is that bats are nocturnal. This means they sleep during the daytime and wake up at night, which is why people associate flying bats with the dark of nighttime. Another unique characteristic is that bats use echolocation. This is the ability to make a noise and use the vibration of that noise as it bounces off of objects. This helps them know where they are flying in the dark sky, find food, and even find other bats.

Facts About Bats

Name: _____



Bart Can't Sleep



Bart loved being a bat. He loved everything about it. Well, except one thing Bart could not sleep. He was a very tired bat because most days, he just hung on his tree branch wide awake.


The thing about Bart is that he is a very playful bat. When his family tells him to hang on the tree and go to bed, Bart wants to swing the whole day, which causes him to lose sleep.

Bart has finally gotten tired enough that he needs to solve this problem. When he asked his mom about it, she suggested that he sleep really close to his brother and sister. She thought that if his brother and sister were squishing him in between them, then he wouldn't move so much. That day, it didn't work. He just wiggled all day and made them very mad at him.

Bart's dad had an idea. He suggested that Bart sleep on top of the tree branch. He said that he shouldn't try to hang while he sleeps since he is so playful. Bart's dad had a good point so Bart set up a small nest on the tree branch made out of leaves and twigs. When he went to bed that day, he fell asleep immediately and he didn't wake up until nighttime. He slept all the way through the day. He was so happy with his dad's brilliant idea to sleep in a nest instead of hanging upside down.

Story Elements

Name: _____



Who are the main characters?	
What happens in the story?	
Where does the story take place?	
Is there a problem and solution? If so, explain.	
Retell the story in your own words.	