


# Reading Foundational Skills

This 1<sup>st</sup> Grade Bundle has lesson plans, centers, and graphic organizers that cover all Common Core Reading Foundational Skills standards.



# 12 Standards Included

- Print Concepts
- Long and Short Vowels
- Blending Sounds
- Phoneme Isolation
- Phoneme Segmentation
- Digraphs
- Decoding Words
- Vowel Teams
- Syllables



- Inflectional Endings
- Irregular Spelling
- Fluency

# What Teachers Have Said...

**"It has been so helpful and students love the different sorts. My group particularly likes the check and X activities!"**



**"I really enjoyed using this resource with the entire class and in small group. I used the mini lessons in small groups. Can't wait to start the new school year using all of these components."**



**"I used many parts of this resource for my students attending summer school. I will be using all of the resources throughout the duration of the school year for my younger students who are beginning to learn reading. I like that these resources can be used both at home and in the classroom. The resources are easy to use, and my student's enjoyed the hands-on activities."**



# Mini Lessons

There is a lesson plan outline in each unit. There are 4-5 steps within each lesson plan, which may take about a week to complete, depending on how long your ELA block is.

## Mini Lesson



## Activity 1

### Irregular Spelling

- English has a lot of rules that words follow.
- Some words do not follow the rules.
- Many of the sight words we learn do not follow the rules.

How It Sounds	How It's Spelled
duz	does
hoo	who
ben	been
tew	to
giv	give

## RF.1.3.g Activities Shown

## Activity 2

**Irregularly Spelled**

**Regularly Spelled**

jump

does

blast

hiz

wock

know

give

## Activity 3

**Irregular Spelling**




Lift the flap and glue down the words that are spelled correctly.

Lift the flap and glue down the words that are spelled incorrectly.








# Centers

On top of the lesson plans you get for the RF.I units, you also get centers that will help you teach these units. These can be used during this unit AND reused throughout the year as review.




**Center 1: Match the word with an inflectional ending to the picture.** RF.1.3.f

talked	
runs	
traveling	
closed	

**Center 2: Circle the picture that represents the word with the inflectional ending.** RF.1.3.f

calmer		tastier	
younger		fastest	
louder		slowest	
		cleaner	
		softer	
		sickest	
		calmer	
		darkest	

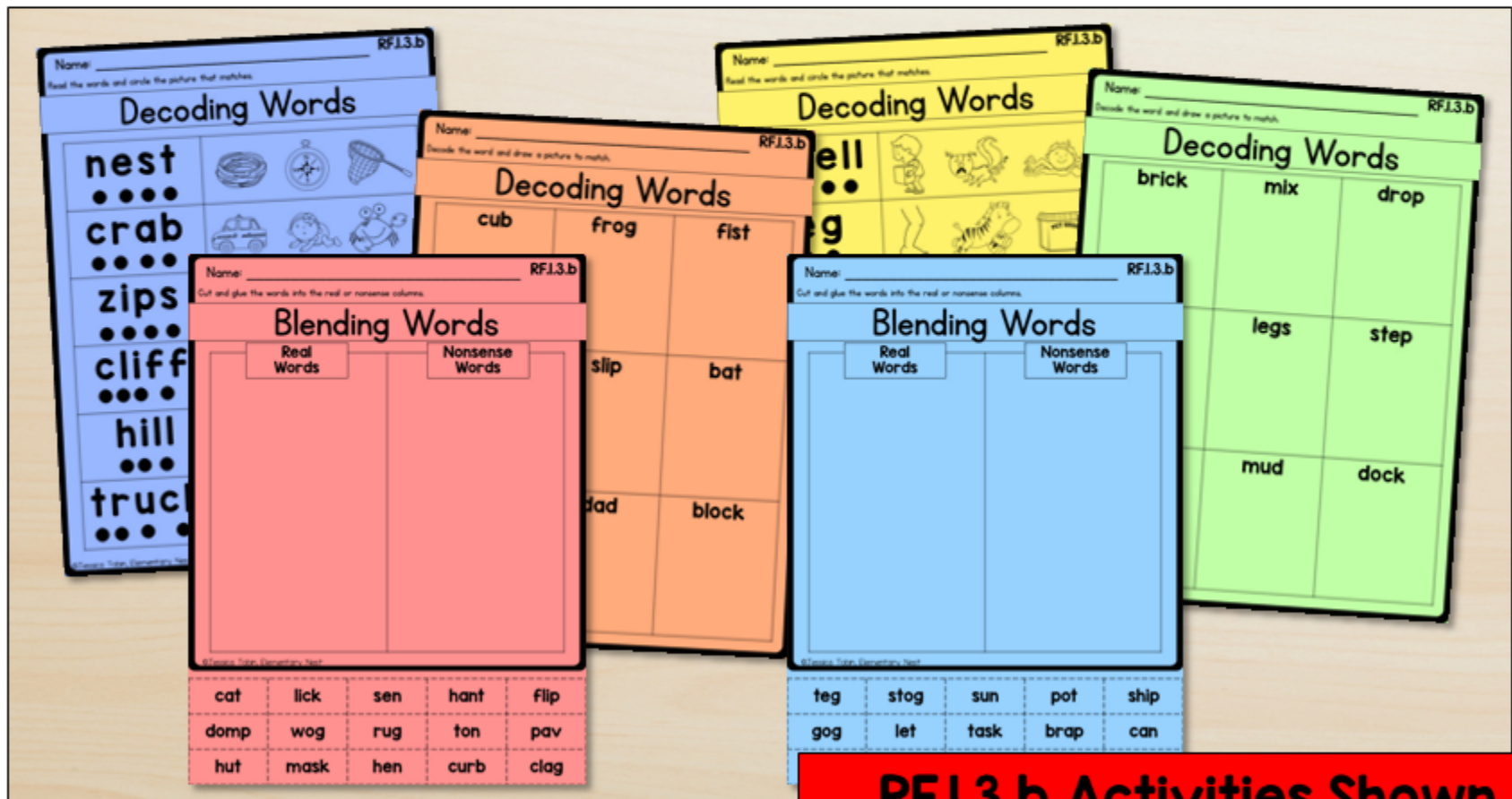
**Center 3: Draw a card, read the sentence, and circle the correct inflectional ending word.** RF.1.3.f

 Jake _____ the girl. help   helped   helping	 The boy and girl are _____ a cookie. share   shared   sharing
 Scott is _____ up the can. pick   picked   picking	 Will he _____ out the trash can? take   took   taking

**RF.1.3.f Activities Shown**

# Extra Resources

On top of the lesson plans you get for each unit, you also get graphic organizers and assessments that will help you teach each unit. These can be used during this unit AND reused throughout the year as review.

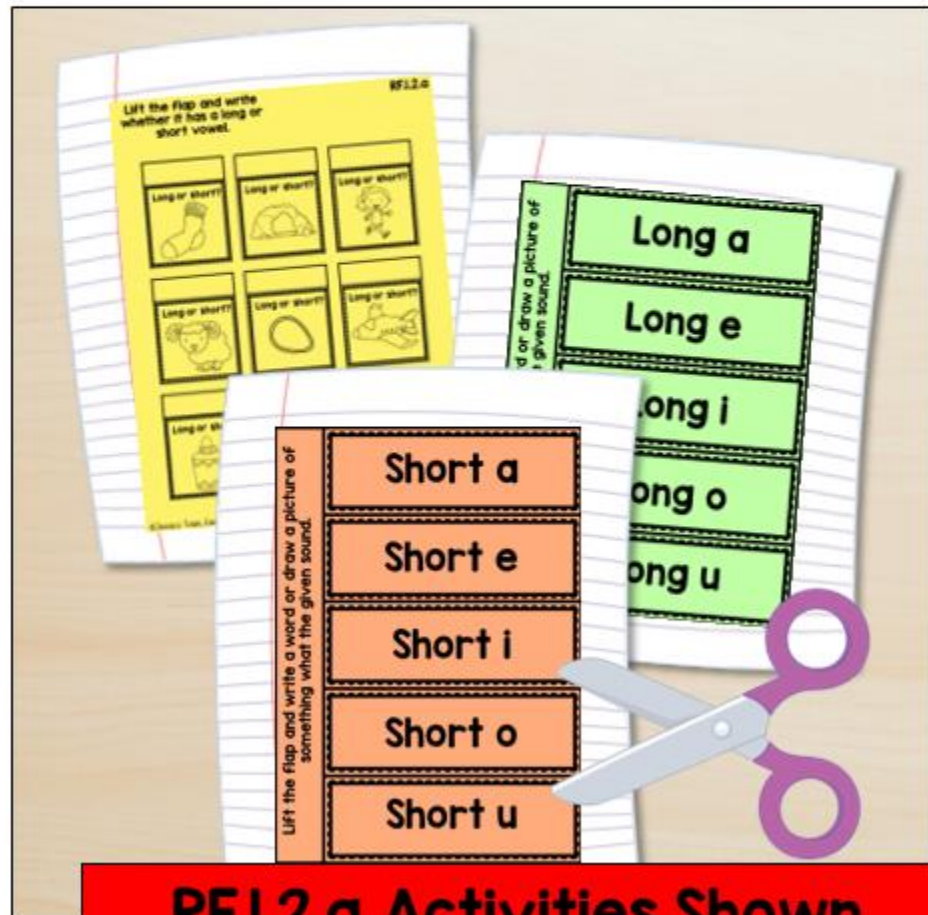
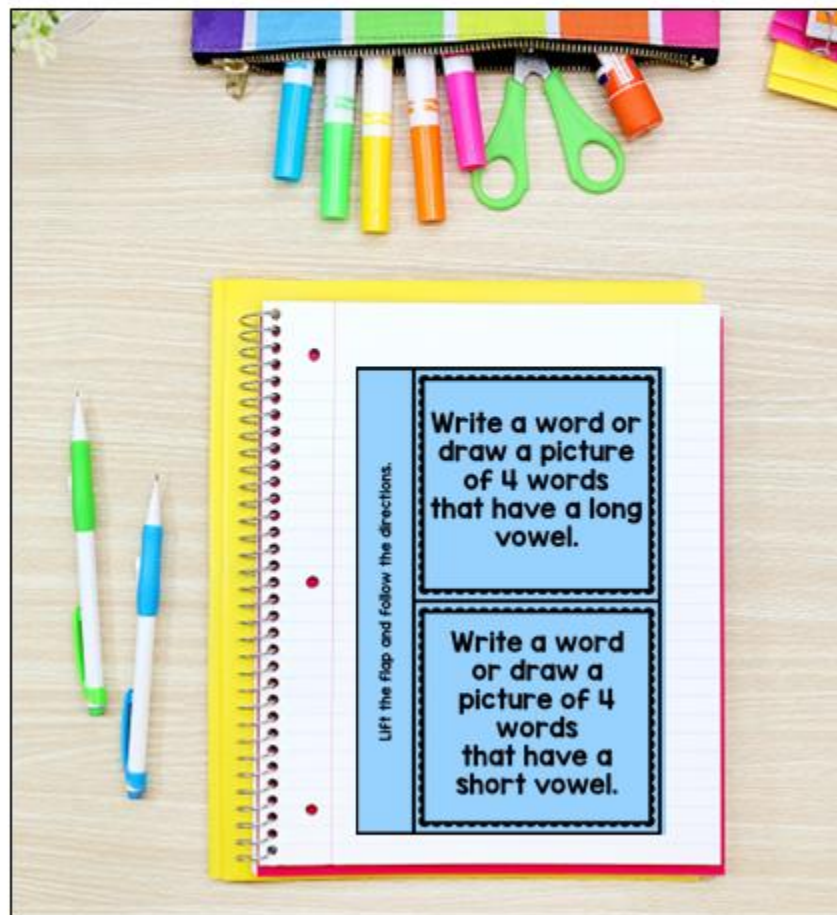


**RF.1.3.b Activities Shown**



# Interactive Notebook Pieces

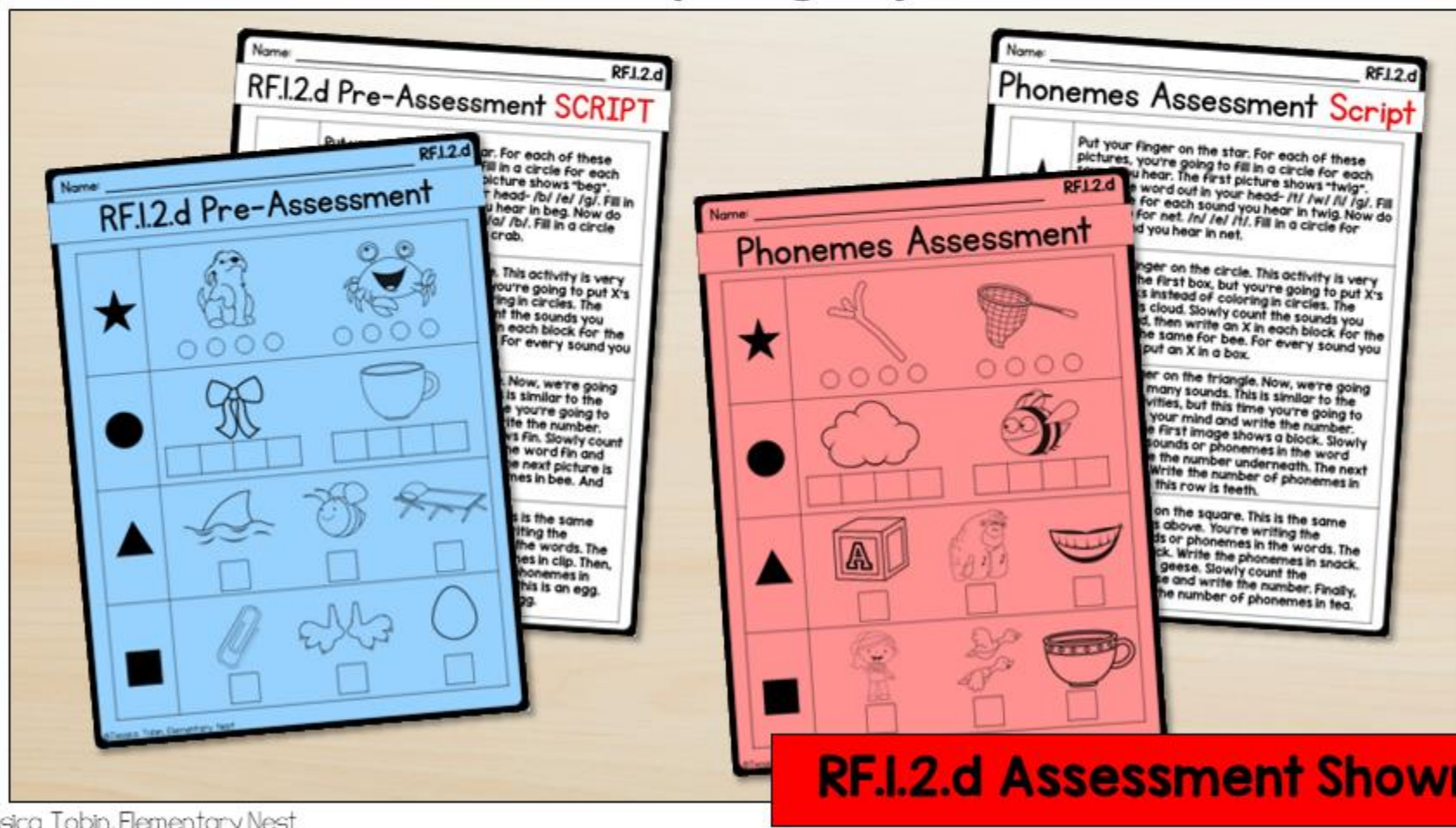
You're also provided with interactive notebook pieces to use within your grammar notebook. This will be cut and glued into a notebook.



**RF.1.2.a Activities Shown**

# Assessment Rubric

When you're finished with your particular unit, use these rubrics as a checklist. They focus on the standards themselves, so you'll be able to determine if the students have achieved everything expected of them.

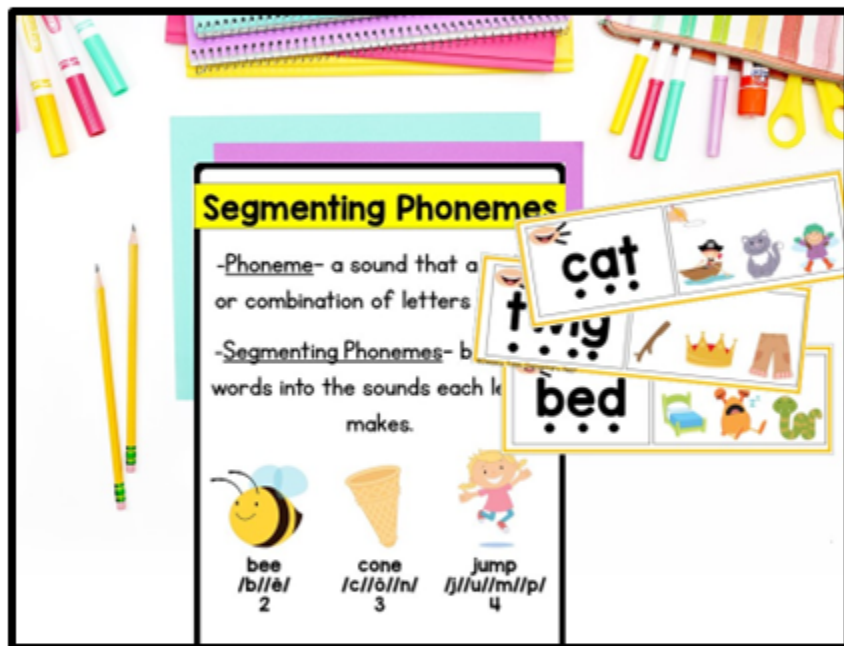


RF.1.2.d Assessment Shown



# Extra Resources

You can scroll through each individual unit here to get a closer look at every single page included.



Thanks! Please email me at [elementarynest@gmail.com](mailto:elementarynest@gmail.com) if you have any questions.