

Long and Short Vowels



**Aligned with Common Core &
Science of Reading**

What Teachers Have Said...



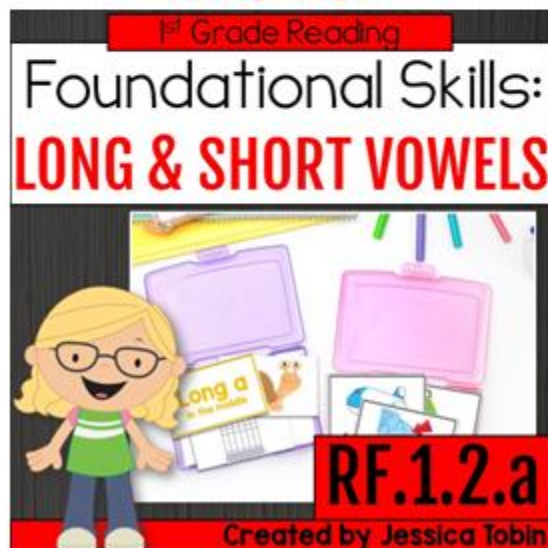
"My students love all of Mrs. Tobin's products. She has a 'gift' for understanding and breaking down the standard! She is a Teachers BEST Friend! As a teacher, I can ALWAYS depend on quality material created by Jessica Tobin!!"

"This is a great resource to use to practice the skill provided. My students enjoyed this resource."

"Having the connection between the pictures and the words, the colors, and wide variety of activities has been helpful."

RF.1.2.a

This ELA unit provides resources to use while teaching the standard **RF.1.2.a**, which states that students will be able to **"Distinguish long from short vowel sounds in spoken single-syllable words."**



Using This Unit

Let's look at the structure of this unit.

Pre-Assessment

- There is one-page assessment included at the beginning of this unit. It also comes with a script and structured directions so that you can assess the students on the true skill and not their reading comprehension.

Lessons

- There are 3 mini lessons in this unit. Each mini lesson will likely take more than one day to complete, so you can break them up over the course of one to three days. It all depends on how much time you have for your ELA block. For Foundational Skills, I suggest at least 10 minutes for your mini lesson at least twice a week, then 15-20 minutes+ for practice time (which can be done during small group, centers, or learning stations). Putting your mini lessons together may take between one to two weeks.

Graphic Organizers

- These can be used throughout the unit as you see fit. You can use them with your lessons if you need more or use them within your independent reading time.

Hands-On Centers

- These can be used throughout the unit as you see fit, too. They can be used during partner reading time, independent reading time, or a continuation of a mini lesson you think they need more time with.

Interactive Notebook Pieces

- Use these resources as you see fit. If you do centers or hands-on learning time, include these pieces within the centers for extended practice.

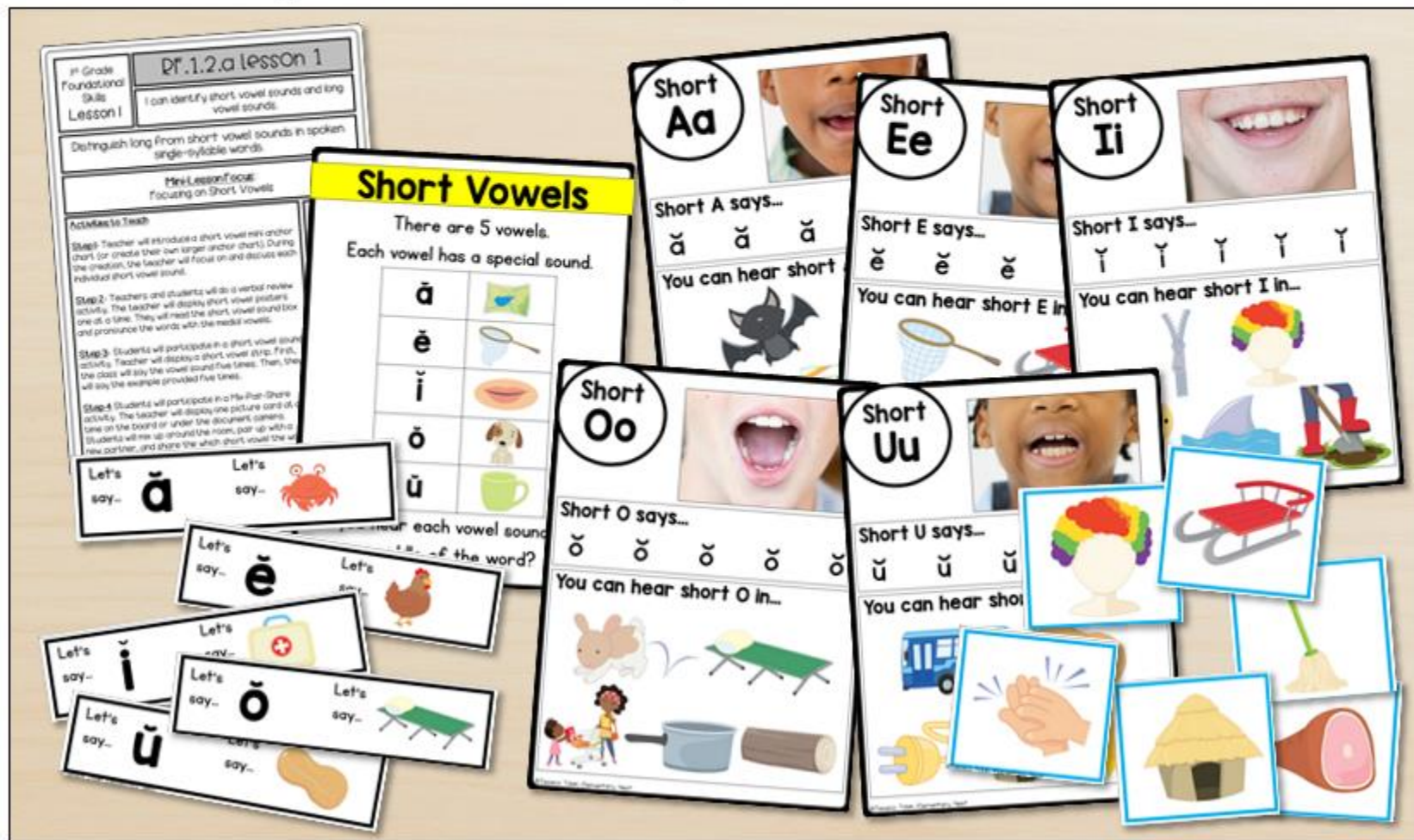
Assessment

- There is two-page assessment included at the end of this unit. It also comes with a script and structured directions so that you can assess the students on the true skill and not their reading comprehension.

©Jessica Tobin-Elementary Nest

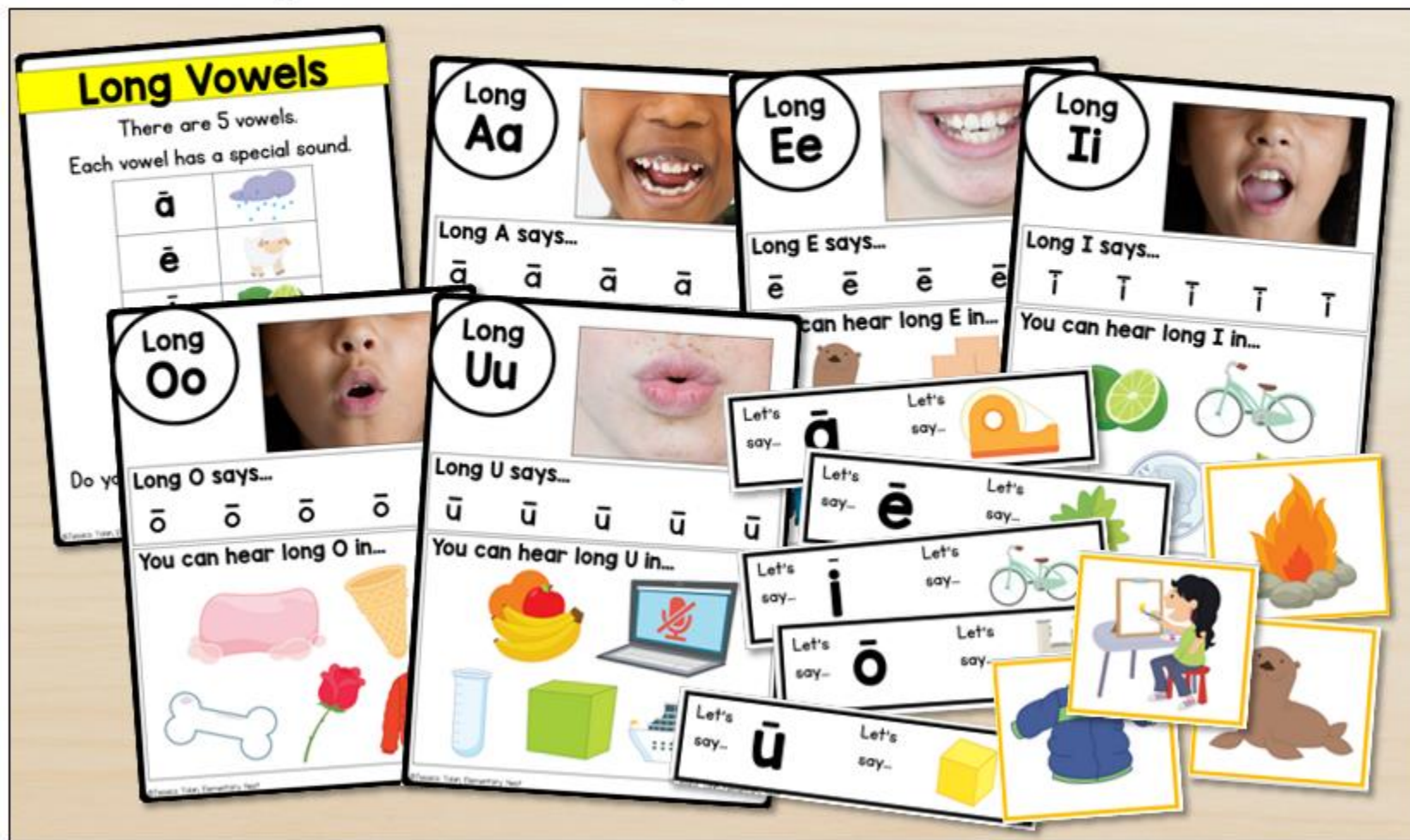
Lesson Plan #1

There is a lesson plan outline in this unit. Each lesson plan comes with 3-4 activities. They vary from whole group to partner to independent activities.



Lesson Plan #2

There is a lesson plan outline in this unit. Each lesson plan comes with 3-4 activities. They vary from whole group to partner to independent activities.



Lesson Plan #3

There is a lesson plan outline in this unit. Each lesson plan comes with 3-4 activities. They vary from whole group to partner to independent activities.

1st Grade Foundational Skills Lesson 3
RF.1.2.a Lesson 3
I can identify short vowel sounds and long vowel sounds.
Distinguish long from short vowel sounds in spoken single-syllable words.
Mini-Lesson Focus: Distinguishing Between Short and Long
Activities to Teach:
Step 1: Teacher will review and discuss the vowel chart. Students will repeat each vowel sound as the teacher points to each row. Teacher will then show one vowel card at a time and ask students to pronounce the vowel five times aloud.
Step 2: Students will participate in a Mix-Pair-Share activity. The teacher will display a picture card on the board. The students will mix up around the room, pair up with a new partner, and share what the picture is, if it's a long or short vowel, and which long/short vowel it is.
Step 3: Students will work with partners. They will have a short vowel mat and a long vowel mat. Each card they pick up, they will determine if it has a long vowel sound or short vowel sound, then post it.

Vowels


Short Vowels	Long Vowels
ă (cat)	ā (cake)
ĕ (bed)	ē (sheep)
ĭ (pig)	ī (kite)
ŏ (box)	ō (goat)
ŭ (sun)	ū (honey)

Flashcards include: ă, ĕ, ĭ, ā, ē, ŏ, ŭ, ï, ō, ū, a blue pen, a yellow school bus, a globe, a key, a mouse, a juice box, a cat, a bat, a net, a padlock, and a drum.

Short Vowels
Long Vowels


Centers

For even more practice, you can use these centers to use during your unit or throughout the year as spiraling review.



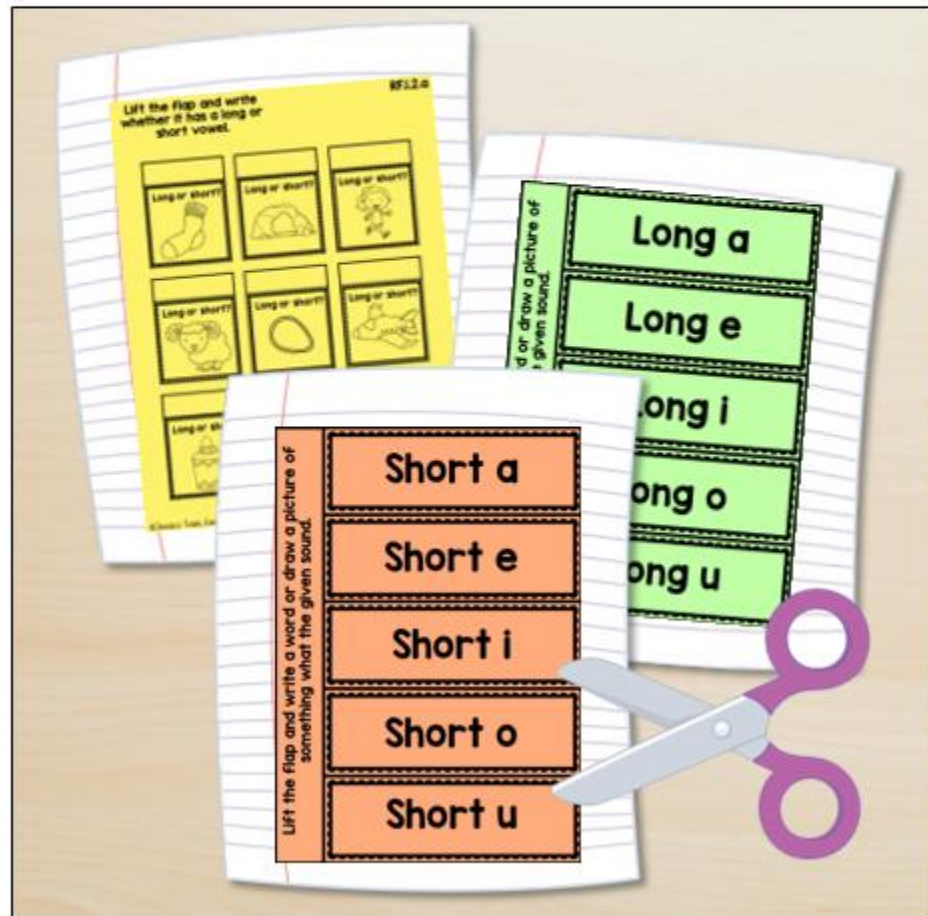
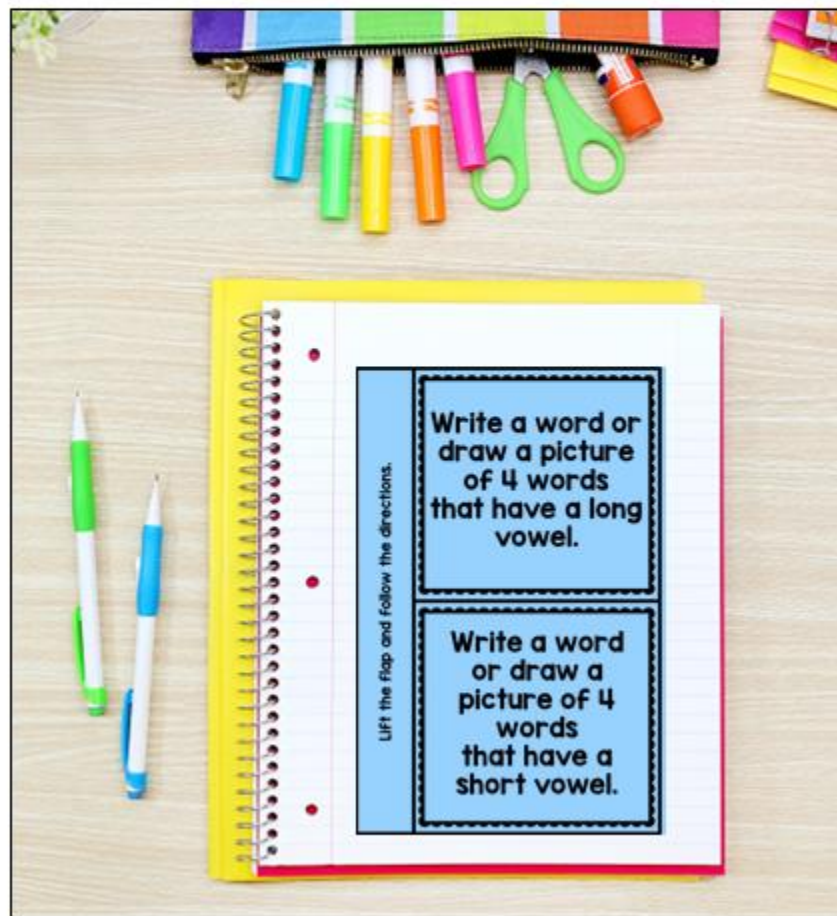
Graphic Organizers

You're also provided with graphic organizers to use during your unit, as assessments, as morning work, or throughout the year as review.



Interactive Notebook Pieces

You're also provided with interactive notebook pieces to use within your grammar notebook. This will be cut and glued into a notebook.



Assessment

This comes with a pre- and post-assessment. Each come with a script and an answer key.

