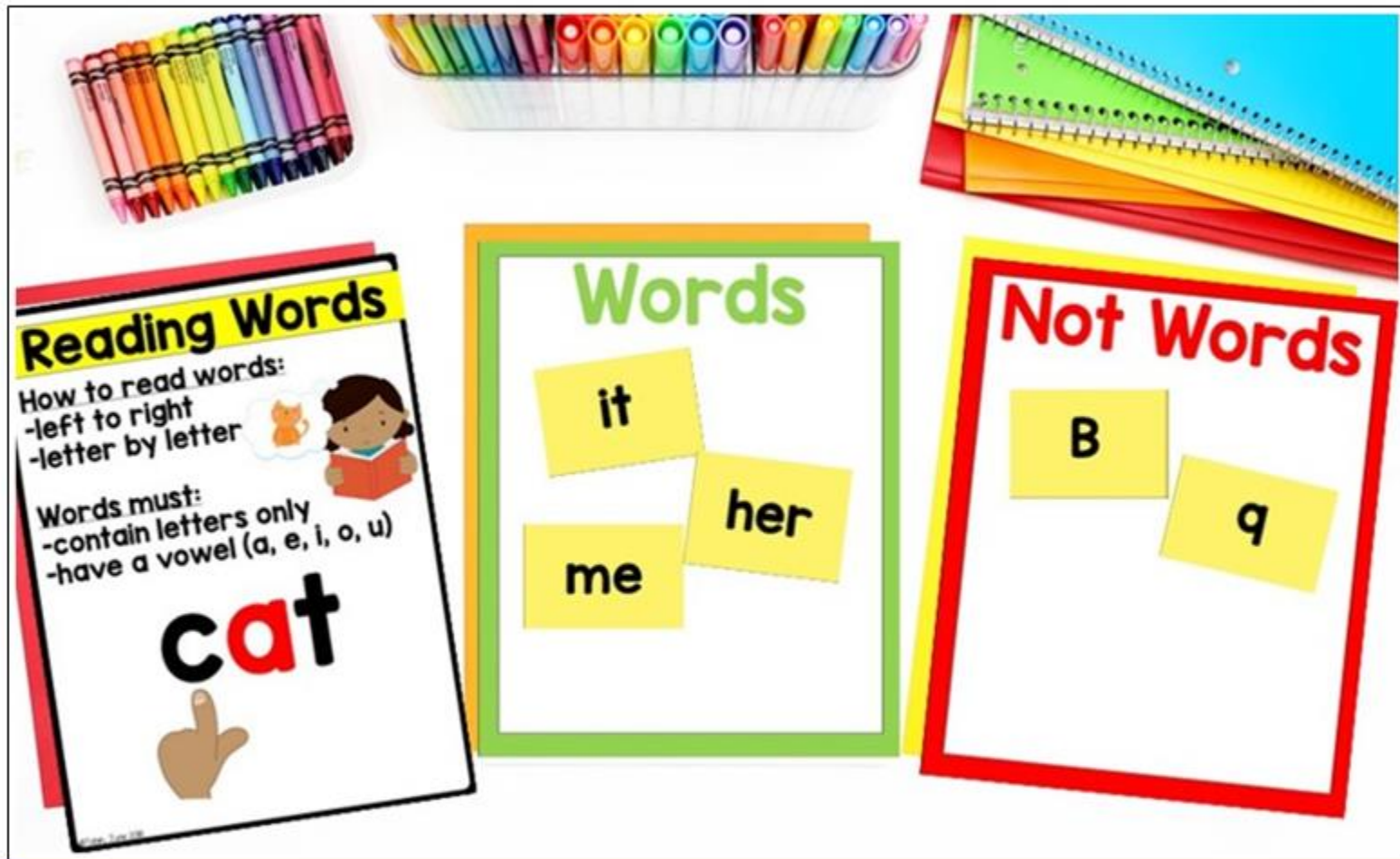


Words Vs. Nonwords



Aligned with Common Core &
Science of Reading

What Teachers Have Said...



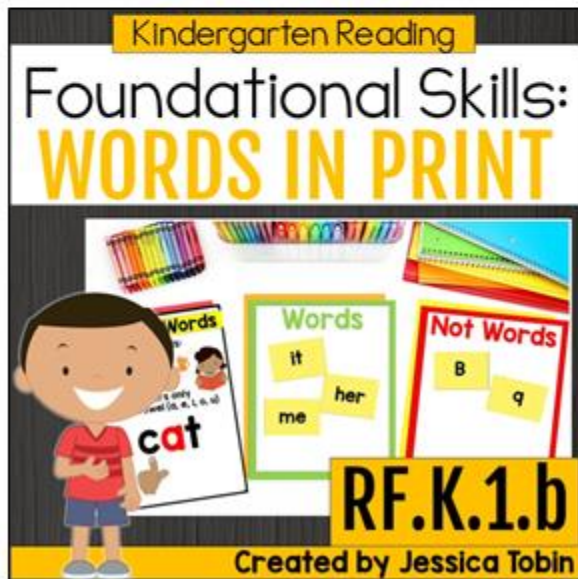
"I am extremely satisfied with my recent purchase on TPT. The resource I acquired was well-designed and aligned perfectly with my teaching needs, making it a valuable addition to my educational toolkit."

"I had a hard time finding resources for this topic and I'm glad I came across this and the students were engaged and were able to understand this seemingly challenging topic. Thanks for this resource."

"I love this creator and their resources. Everything is always well put together and thought out."

RF.K.1.b

This ELA unit provides resources to use while teaching the standard **RF.K.1.b**, which states that **students will be able to "Recognize that spoken words are represented in written language by specific sequences of letters."**



Using This Unit

Let's look at the structure of this unit.

Lesson Plans

- There are 5 steps in the lesson plan of this unit. Depending on how long you have for mini lessons for Foundational Skills, you can choose to do all 5 steps in one day or break it up over 2-4 days. I suggest at least 10 minutes for your daily lesson, then 15-20 minutes+ for practice time. Putting your activities together may take a week to complete.

Graphic Organizers

- These can be used throughout the unit as you see fit. You can use them with your lessons if you need more or use them within their partner/independent time.

Centers

- These can be use throughout the unit as you see fit, too. They can be used during group work, down time, or however they fit into your current ELA block structure.


Assessment

- There is one informal assessment activity at the end of the lesson plan. When you're finished teaching your unit, use this assessment with your students.

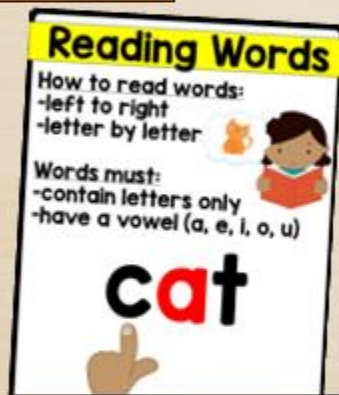
©Tobin, June 2018

Lesson Plan Activities

There is a lesson plan outline in this unit. There are 5 steps within this unit, which may take about a week to complete, depending on how long your ELA block is.



Activity 1



Activity 2



Activity 3



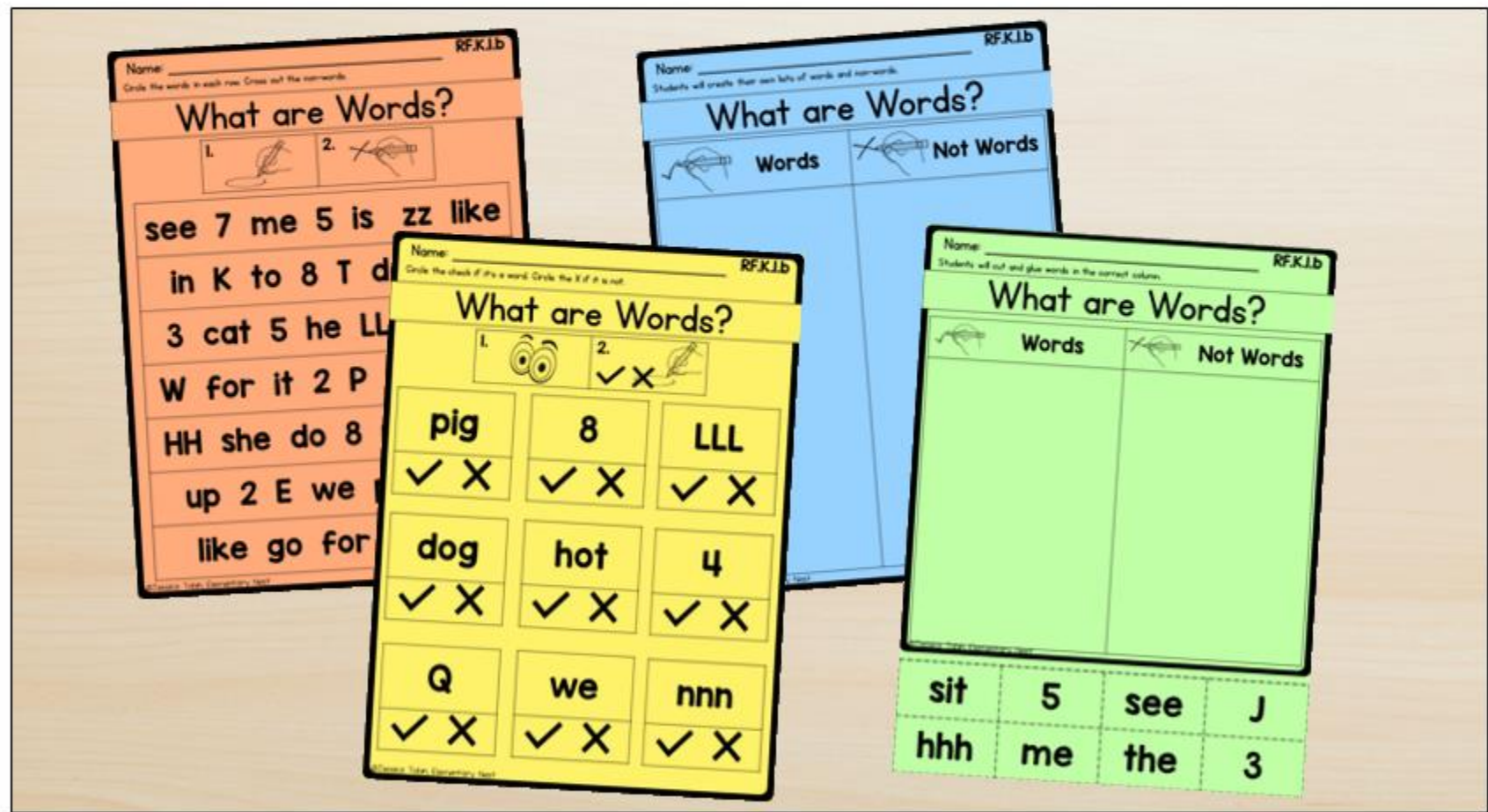
Activity 4



Activity 5

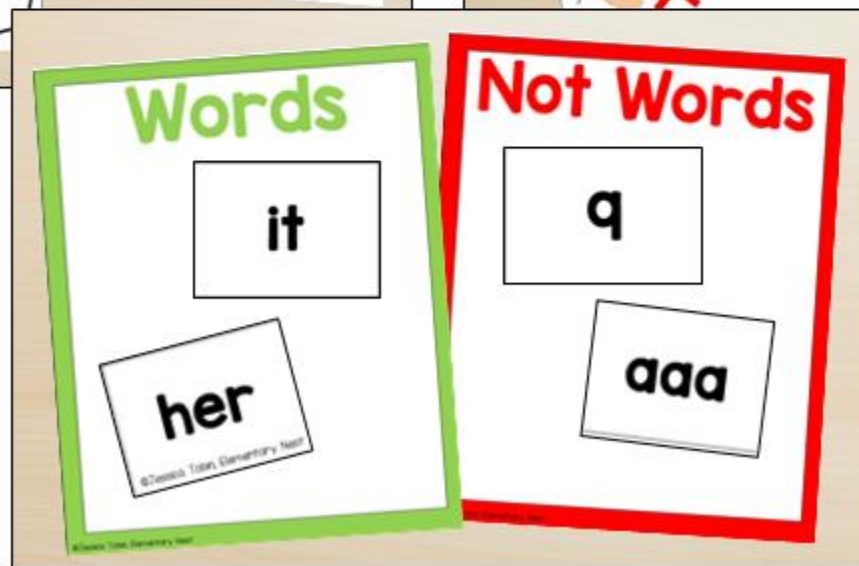
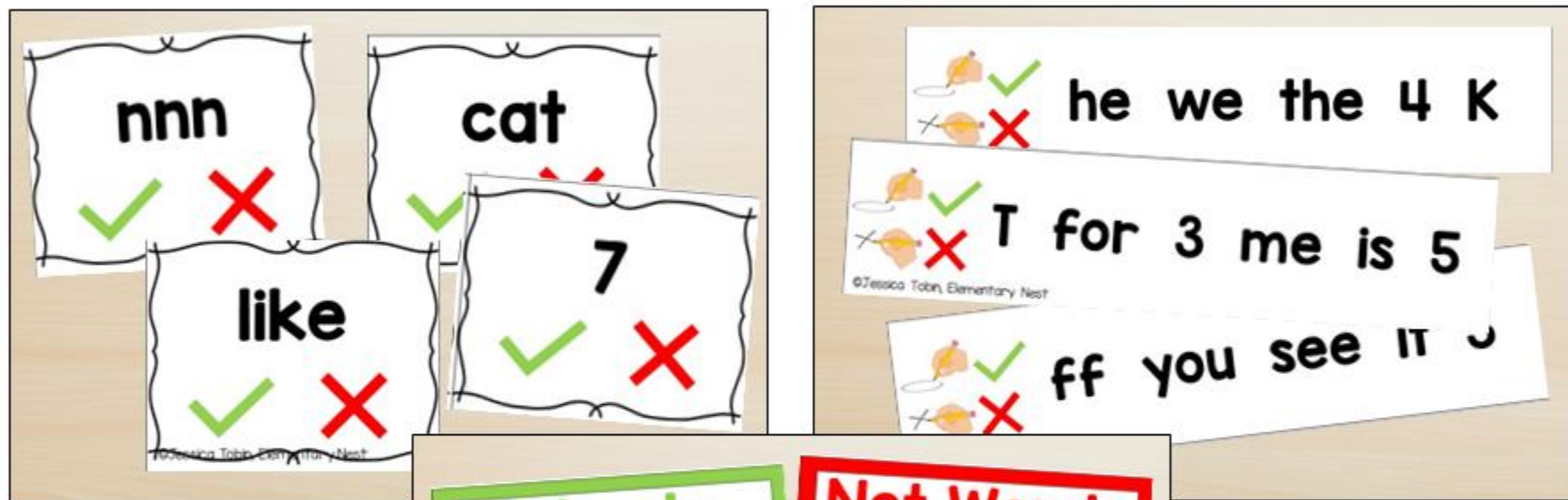
Graphic Organizers

You're also provided with graphic organizers to use during your unit, as assessments, as morning work, or throughout the year as review.



Centers

For even more practice, you can use these centers to use during your unit or throughout the year as spiraling review.



Assessment Rubric

When you're finished with your unit, use this rubric as a checklist. It focuses on the standard itself, so you'll be able to determine if the students have achieved all expected of them.

Name: _____

Assessment: RF.K.1.b

Score	
	Recognizes words.
	Recognizes nonwords.
	Follows specific sequence of letters.
	Differentiates between words and nonwords.
	Explains the difference between words and nonwords.

E: Exceeds Expectation M: Meets Expectation I: Still Improving

©Jessica Tobin, Elementary Nest