

# Substituting

**hip**

**d**

**m**

**Making New Words**

We can add letters to make new words.

at	+ c	cat	
it	+ b	bit	

We can change letters in words to make new words.

cat	Change the c to a b.	bat	
bit	Change the t to an n.	bin	

©2015, July 2015

**ham**

**map**

**bug**

**dog**

**Aligned with Common Core & Science of Reading**

# What Teachers Have Said...

"This was a great resource! I used this not only for whole group but small group and the summer classes that I taught as well!"

"I have some low readers this year, so this first grade team is backing up slightly for that group. Awesome product for helping them."


"Great variety of extra activities and liked that students knew what to do without extensive instructions."

"I used this resource for my formal observation with my principal and it went well! Easy to use and kid friendly!"



# RF.K.2.e

This ELA unit provides resources to use while teaching the standard **RF.K.2.e**, which states that students will be able to **“Add or substitute individual sounds (phonemes) in simple, one-syllable words to make new words.”**



## Using This Unit

Let's look at the structure of this unit.

### Lesson Plans

- There are 5 steps in the lesson plan of this unit. Depending on how long you have for mini lessons for Foundational Skills, you can choose to do all 5 steps in one day or break it up over 2-4 days. I suggest at least 10 minutes for your daily lesson, then 15-20 minutes+ for practice time. Putting your activities together may take a week to complete.

### Graphic Organizers

- These can be used throughout the unit as you see fit. You can use them with your lessons if you need more or use them within their partner/independent time.

### Centers

- These can be use throughout the unit as you see fit, too. They can be used during group work, down time, or however they fit into your current ELA block structure.

### Assessment

- There is one informal assessment activity at the end of the lesson plan. When you're finished teaching your unit, use this assessment with your students.

©Tobin June 2018

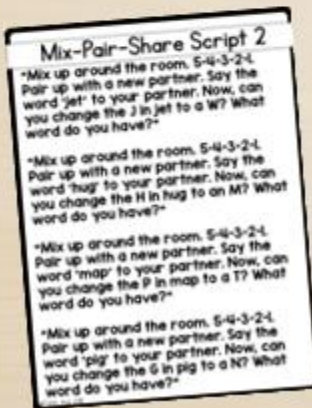
# Lesson Plan Activities

There is a lesson plan outline in this unit. There are 5 steps within this unit, which may take about a week to complete, depending on how long your ELA block is.

## Activity 1



## Activity 2



## Activity 3

## Activity 4

## Activity 5



# Graphic Organizers








You're also provided with graphic organizers to use during your unit, as assessments, as morning work, or throughout the year as review.









The image displays five educational graphic organizers for phonics, each with a 'Name' field and a 'RFK.2.e' label. The organizers are:

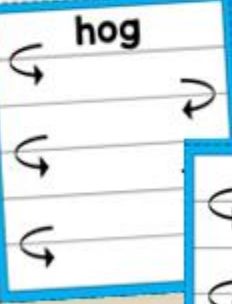

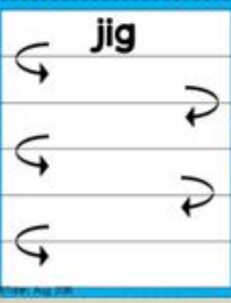
- Substituting Final Sounds (Blue):** Change the final sound to make a new word. Examples: b → t, g → n, p → t, d → g, p → d.
- Adding Sounds (Orange):** Add the letter to the beginning of the word to make a new word. Examples: at, it, in, an, am, is, at, a, ir, it, a.
- Substituting Initial Sounds (Yellow):** Change the initial sound to make a new word. Examples: v → p, b → f, z → r, s → r, r → b.
- Substituting Sounds (Green):** Change one letter of the word to make new words. Includes a grid for substituting letters in various words.
- Substituting Medial Sounds (Pink):** Change the medial sound to make a new word. Examples: a → o, o → e, e → u, u → i, u → a, i → o.


# Centers

For even more practice, you can use these centers to use during your unit or throughout the year as spiraling review.

c + at		p + in	
m + at		p + it	
s + ad		j + am	
f + an			

 dog	 hut	 red	 fog
 log	 fin	 rot	 lip

 hog	 cat
 jig	

 yam	 vet
 can	

# Assessment Rubric

When you're finished with your unit, use this rubric as a checklist. It focuses on the standard itself, so you'll be able to determine if the students have achieved all expected of them.

Name: \_\_\_\_\_

**Assessment: RF.K.2.e**

Score	
	Adds sounds to beginning of words to make new words.
	Substitutes sounds at the beginning of words to make new words.
	Substitutes sounds in the middle of words to make new words.
	Substitutes sounds at the end of the words to make new words.
	Identifies sounds needed to make specific, given words.

E: Exceeds Expectation    M: Meets Expectation    I: Still Improving