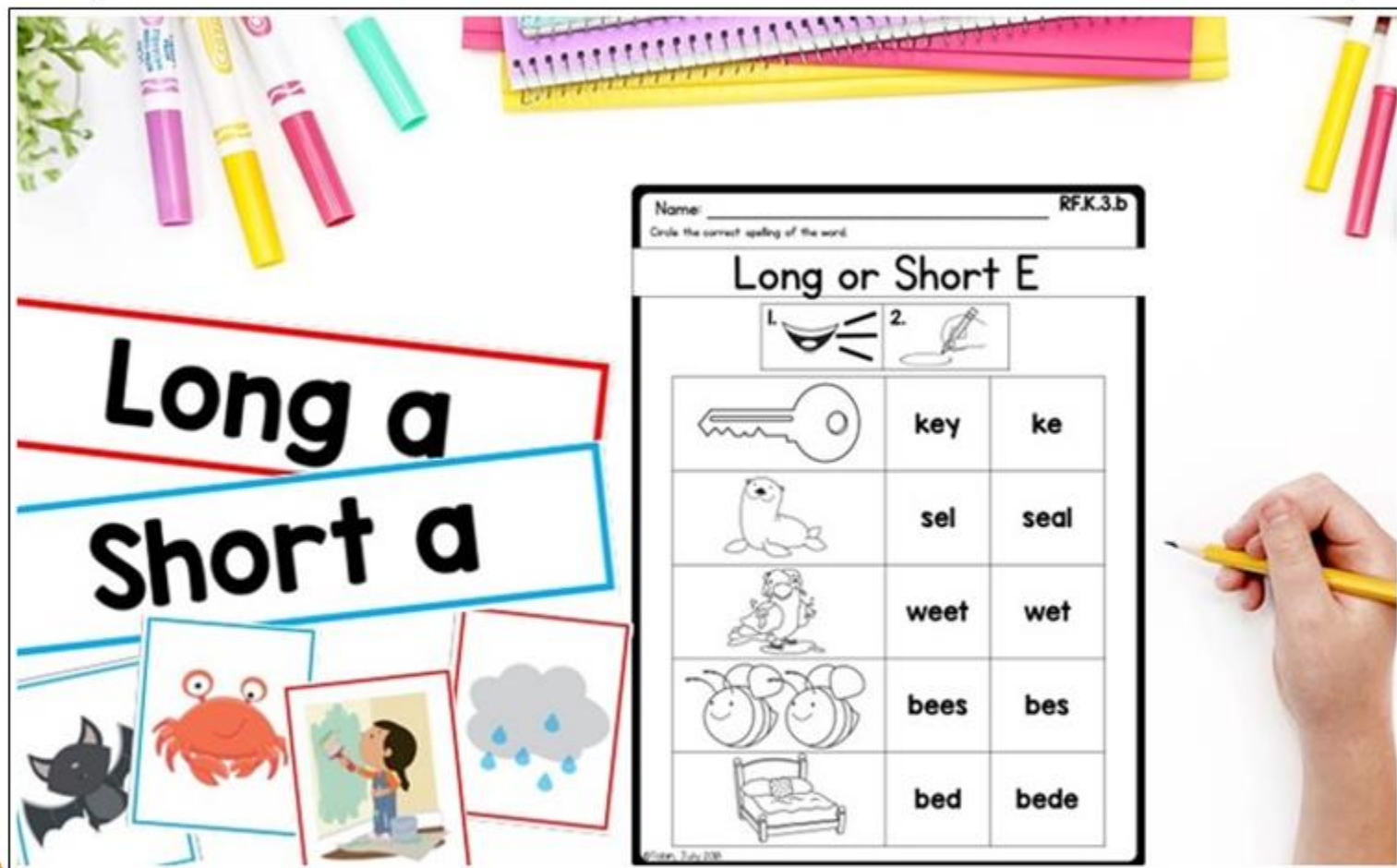


# Long & Short Vowels










Long a

Short a

Name: \_\_\_\_\_ RF.K.3.b  
Circle the correct spelling of the word.

Long or Short E

1.  2. 

	key	ke
	sel	seal
	weet	wet
	bees	bes
	bed	bede

★ Aligned with Common Core & Science of Reading

# What Teachers Have Said...

“Very engaging lessons for the students to understand and gives various ways to present the skill.”

“I love the activities and working with the students on vowel sounds.”

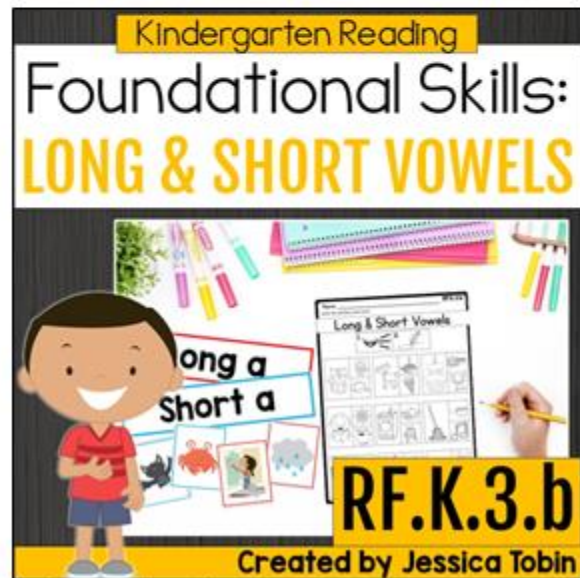
“I am a full time virtual kindergarten teacher ( I did this before the pandemic) this was a great resource to help cover this standard! Thank you.”

“Perfect worksheets for my kdg. students. Thanks!”



# RF.K.3.b

This ELA unit provides resources to use while teaching the standard **RF.K.3.b**, which states that students will be able to **"Associate the long and short sounds with the common spellings (graphemes) for the five major vowels."**



## Using This Unit

Let's look at the structure of this unit.

### Lesson Plans

- There are 5 steps in the lesson plan of this unit. Depending on how long you have for mini lessons for Foundational Skills, you can choose to do all 5 steps in one day or break it up over 2-4 days. I suggest at least 10 minutes for your daily lesson, then 15-20 minutes+ for practice time. Putting your activities together may take a week to complete.

### Graphic Organizers

- These can be used throughout the unit as you see fit. You can use them with your lessons if you need more or use them within their partner/independent time.

### Centers

- These can be use throughout the unit as you see fit, too. They can be used during group work, down time, or however they fit into your current ELA block structure.

### Assessment


- There is one informal assessment activity at the end of the lesson plan. When you're finished teaching your unit, use this assessment with your students.

©Tobin June 2018

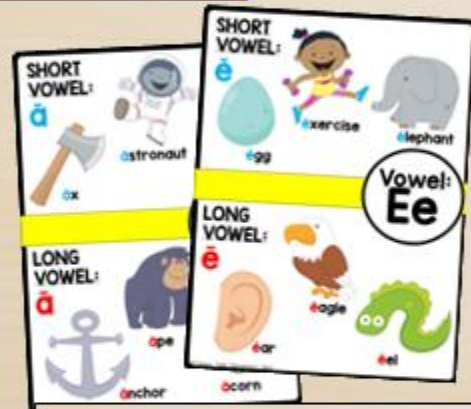
# Lesson Plan Activities

There is a lesson plan outline in this unit. There are 5 steps within this unit, which may take about a week to complete, depending on how long your ELA block is.

## Activity 1



## Activity 2



## Activity 3



## Activity 4



## Activity 5

# Graphic Organizers

You're also provided with graphic organizers to use during your unit, as assessments, as morning work, or throughout the year as review.



# Centers

For even more practice, you can use these centers to use during your unit or throughout the year as spiraling review.

Long a  
Long e  
Long i  
Long o  
Long u



Short a  
Short e  
Short i  
Short o  
Short u



Short i	Short o	Short a
Short e	Long o	Long i
Long a	Long e	Long u



Long u	Short e	Long i
Short a	Long a	Long e
Short i	Short o	Long o

# Assessment Rubric

When you're finished with your unit, use this rubric as a checklist. It focuses on the standard itself, so you'll be able to determine if the students have achieved all expected of them.

Name: \_\_\_\_\_

## Assessment: RF.K.3.b

Score	
	Pronounces the sound for each short vowel.
	Pronounces the sound for each long vowel.
	Identifies if a vowel sound is long or short.
	Identifies the vowel sound within a one syllable word.
	Differentiates between vowel sounds in different words.

E: Exceeds Expectation    M: Meets Expectation    I: Still Improving