


RI.1.4

This ELA unit provides resources to use while teaching the standard **RI.1.4**, which states that students will be able to **“Ask and answer questions to help determine or clarify the meaning of words and phrases in a text.”**



Using This Unit

Let's look at the structure of this unit.

Lessons

- There are 3 mini lessons in this unit. Each mini lesson will likely take more than one day to complete, so you can break them up over the course of one to three days. It all depends on how much time you have for your reading block. I suggest at least 10-15 minutes for your daily lesson, then 15-20 minutes+ for practice time. Putting your mini lessons together may take between one to two weeks.

Graphic Organizers

- These can be used throughout the unit as you see fit. You can use them with your lessons if you need more or use them within your independent reading time.

Reading Passages

- These can be used throughout the unit as you see fit, too. They can be used during partner reading time, independent reading time, or a continuation of a mini lesson you think they need more time with.

Task Cards & Interactive Notebook Pieces

- Use each of these resources as you see fit. If you do centers or hands-on learning time, include these pieces within the centers for extended practice.

Assessment

- There is one 3-page assessment included at the end of this unit. When you're finished teaching your two week unit, use this assessment with your students. Answer key is included.

Mini Lessons

There are three mini lessons within this unit. They may take between 5 to 10 days to complete, depending on how long your ELA block is. Activities range from group work, partner activities, whole group lessons, and independent activities.

1st Grade Reading: Informational Lesson

RI.1.4- Lesson 1

I can determine the meaning of words and phrases in a text.


Ask and answer questions to help determine the meaning of words and phrases.

Mini-Lesson Focus: Asking Simple Questions


Activities to Teach:

Step 1- Students will practice the "5W" questions using the pictures. Teacher will display one picture at a time on the board. Students will turn and ask a partner close to them to ask a strong question to find out more about the picture. One of the 5W's (who, what, where, why, when).


Step 2- Students will Hit-Pair-Share the questions. They will mix up around the room with a new partner, and share their questions.



Ask a strong question about this picture.



Ask a strong question about this picture.



Ask a strong question about this picture.

Many humans get parched in the desert where there is no water.

A pumpkin candle is a wonderful and...

The earth is a small planet in a large galaxy.

The compass shows my mom where to go when we hike.

Asking Questions

Many humans get parched in the desert where there is no water.

Question We Asked

What We Predict

The compass shows my mom where to go when we hike.

Question We Asked

What We Predict

1st Grade Reading: Informational Lesson

RI.1.4- Lesson 2

I can determine the meaning of unknown words and phrases in a text.

Ask and answer questions to help determine or clarify the meaning of words and phrases in a text.


Mini-Lesson Focus: Using Context Clues

Activities to Teach:

Step 1- Teacher will create an anchor chart teaching students about using context clues. As class makes poster, discuss examples of both types of questions. Or display mini poster and discuss.

Step 2- Teacher will read about an informational text. Prior to reading, teacher will cover difficult words in the text with a cut-up Post-it note for photocopying, cardstock, and white-out. certain words. Then, she or he will read aloud silently to determine possible meanings of words. Then, she or he will read aloud out loud to determine possible meanings of words.

Materials:



Suggested Read Alouds

Context Clues

Ask yourself if the clues in the text to find the meaning of unknown words.

Context clues- the text that use to find the meaning of unknown words.

How to use them:

- Pictures
- Surrounding sentences
- Synonyms
- Antonyms
- Examples
- Definitions

Click this image to find a blog post with suggested read-alouds for all standards!

1st Grade Reading: Informational Lesson

RI.1.4- Lesson 3

I can determine the meaning of words and phrases in a text.

Ask and answer questions to help determine the meaning of words and phrases.

Mini-Lesson Focus: Using Text Evidence

Activities to Teach:

Step 1- Teacher will read about another informational text, stopping each page to put a difficult vocabulary word to question the students. The teacher will ask for the meaning of the word, evidence students used to determine meaning.

Step 2- Students will work with partners to read the temperature passage (or choose one on reading levels). As they read with partners, they will circle or highlight any new vocabulary words they did not know prior to reading the text.

Step 3- After reading, students will work with partners to answer questions. They will partner that ask questions about the tough vocabulary in the text. They will use the text to attempt to answer the questions with their partners.


Suggested Read Alouds

1st Grade Informational Focus: UNKNOWN VOCABULARY

Fire! Fire! by: Gall Gibbons	Rocks and Mountains by: Kathleen Krull
Jump Into Science: Dirt! by: Steve Tomecek	Frog or Toad? Do You Know? by: Melissa M. Stewart
An Egg Is Quiet by: Dianna Hutts Aston	National Geographic Kids Reading by: Various Authors

Click this image to find a blog post with suggested read-alouds for all standards!

Temperature



Temperature is how we measure how hot something is. There are different instruments that we can use to help us find out what the temperature is. One of the most popular instruments is the thermometer. Most thermometers are sealed tubes that contain a liquid. The numbers on the tube are Celsius and Fahrenheit, which are the two different ways to measure the temperature. There is red mercury in the tube. It rises to the exact degree of the thermometer. There are also digital thermometers, which use batteries or a battery to show the temperature with numbers.

Use context clues to find what the word thermometer means.	Use context clues to find what the word instrument means.
Use context clues to find what the word temperature means.	Use context clues to find what the word Celsius means.
Use context clues to find what the word digital means.	Use context clues to find what the word tubes means.

©Tobin, 2018

Extra Resources

You're also provided with **passages** that will help guide instruction, as well as **graphic organizers**, **task cards**, and **interactive notebook templates** to use with any read-aloud or independent practice text.

The collage features several educational resources:

- Factories:** A reading passage with a title "Factories" and a "Name:" field. The text discusses various types of machinery and tasks in factories.
- Animal Kingdom:** A reading passage with a title "Animal Kingdom" and a "Name:" field. The text explains how animals are classified into groups.
- Handy Work:** A reading passage with a title "Handy Work" and a "Name:" field. The text describes the use of tools and safety in construction.
- Graphic Organizer:** A table with three columns: "Unknown Word from the Story", "Clues From the Story", and "What I Think the Word Means". It includes words like "blue print", "construct", and "hazards".
- Moon Phases:** A reading passage with a title "Moon Phases" and a "Name:" field. The text discusses the moon's appearance and movement.

Instructional Passages

The collage features several task cards designed for text analysis:

- Card 1:** "What is a..."
- Card 2:** "What steps..."
- Card 3:** "Identify one word from the story that you did not know."
- Card 4:** "What context clues helps you determine the meaning of this word?"
- Card 5:** "Identify a second word that you didn't know when you read..."
- Card 6:** "What context clues can you use to determine the meaning of the second..."

Task Cards for Any Text

Extra Resources

You're also provided with **passages** that will help guide instruction, as well as **graphic organizers**, **task cards**, and **interactive notebook templates** to use with any read-aloud or independent practice text.

The image displays a collection of educational resources. On the left, there are several 'Unknown Words' charts and 'New Vocabulary' sheets. The 'Unknown Words' charts include sections for 'Unknown Word from the Story', 'Clues From the Story', and 'What I Med'. The 'New Vocabulary' sheets have sections for 'Word', 'How it is used', and 'Definition'. In the center, there is a 'Words I Did Not Know' chart with columns for 'Word #1's Meaning', 'Question I Asked Myself to Find the Meaning', 'Word #2's Meaning', and 'Question I Asked Myself to Find the Meaning'. On the right, there are 'Interactive Notebook Templates' with sections for 'Word I:', 'Context', and 'Questions you asked yourself to determine the meaning of the word'. A large yellow banner with the text 'Graphic Organizers' is overlaid on the left side, and another yellow banner with the text 'Interactive Notebook Templates' is overlaid on the right side.

Digital Additions

Two pieces of this reading unit have been converted into digital options. The passages and graphic organizers now come in Google Slides.

What you need:

- A Google Classroom account

What to do:


- Open document using links below.
- Click "make a copy". This will be your master copy.
- Make another copy to share with your students. Get the shareable link using the 'Share' button in the top right corner.


Options for sharing:

- Copy the *specific slide* you need and share it with your students.
- Share the *entire presentation* for them to fill out by a certain date or for use when they are reading independently.
- Create a folder for your students to access whichever ones they want/need.

Unknown Words	
Text Title:	Author:
Words or Phrases I Did Not Know	
#1	#2
Word	Question I Asked Myself to Find the Meaning
Word or Phrase #2's Meaning	Question I Asked Myself to Find the Meaning

Graphic Organizers



The Animal Kingdom	
<p>The animal kingdom is the name given to all the species of animals in the world. There are many types of animals in the world. They can be sorted into different groups. One way to sort the species is to look for a backbone. Animals with a backbone are vertebrates. Some mammals, and birds have backbones, the</p> <p>Some examples are</p> <p>and worms. The animal kingdom is a huge world.</p> 	<p>1. What does the word vertebrate mean?</p> <p>2. What does the word species mean?</p> <p>Use the clue words that may help you find the meaning of the word species.</p>

Instructional Passages

©2015 Taina, Elementary.net

Assessment

The unit is wrapped up with a summative assessment. Within this assessment, the students are asked a few questions about the standard itself. Then, they are asked to perform tasks aligned with that standard. There are two short texts, one with multiple choice texts and one with short answer. In the beginning and middle of the year, I **suggest** reading the assessment aloud to the class as they take the test. That way, they are tested on the actual skill, not their reading level.

RI.14
Name: _____

Unknown Words Assessment

1. What is a context clue?
a. a clue to find the conclusion of the story
b. a clue to find the meaning of a word
c. a clue to find the characters of the story
d. a clue to find the author's purpose

2. Which of these is NOT a way to use context clues?
a) look for synonyms
b) look for definitions
c) look for rhyming words
d) look at the surrounding sentences

3. Some people feel timid on their first day of school. Other people feel brave and confident. What does the word **timid** mean?

4. Once the hiker got to the top of the mountain and said, "I can't believe I made it here". What does the word **apex** mean?

Earthworms **reside** in the soil. They live their entire lives underground. An earthworm is a **decomposer**. Their job is to recycle dead plants and animals and turn them back into nutrients for the soil. They are **limbless** creatures that do a lot of work without any arms or legs. They have to do a lot of work with no limbs.

Unknown Word from the Story	Clues From the Story	What I Learned
5. reside		
6. decomposer		
7. limbless		

There is **pollution** in many cities. One way the city environments are damaged is by cars. The more cars there are, the more gases are in the air. Another way a city is **polluted** is by **waste**. The more people there are in a city, the more trash that is made. This waste is sent to a landfill, which is a land where trash is buried underground.

8. What word helped you determine the meaning of **pollution**?

9. What word helped you determine the meaning of **waste**?

10. What are two ways that cities are becoming polluted?

RI.14
Name: _____

Unknown Words Assessment

1. What is a context clue?
a. a clue to find the conclusion of the story
b. a clue to find the meaning of a word
c. a clue to find the characters of the story
d. a clue to find the author's purpose

2. Which of these is NOT a way to use context clues?
a) look for synonyms
b) look for definitions
c) look for rhyming words
d) look at the surrounding sentences

3. Some people feel timid on their first day of school. Other people feel brave and confident. What does the word **timid** mean?

4. Once the hiker got to the apex of the mountain and said, "I can't believe I made it here". What does the word **apex** mean?

5. reside
"They live their entire lives..."

6. decomposer
"...to recycle dead plants and animals."

7. limbless
"without any arms or legs"

8. What word helped you determine the meaning of **pollution**?

9. What word helped you determine the meaning of **waste**?

10. What are two ways that cities are becoming polluted?

11. cities are becoming polluted it pollutes and peoples' waste.

12. I think a decomposer is an animal that recycles dead plants and animals.

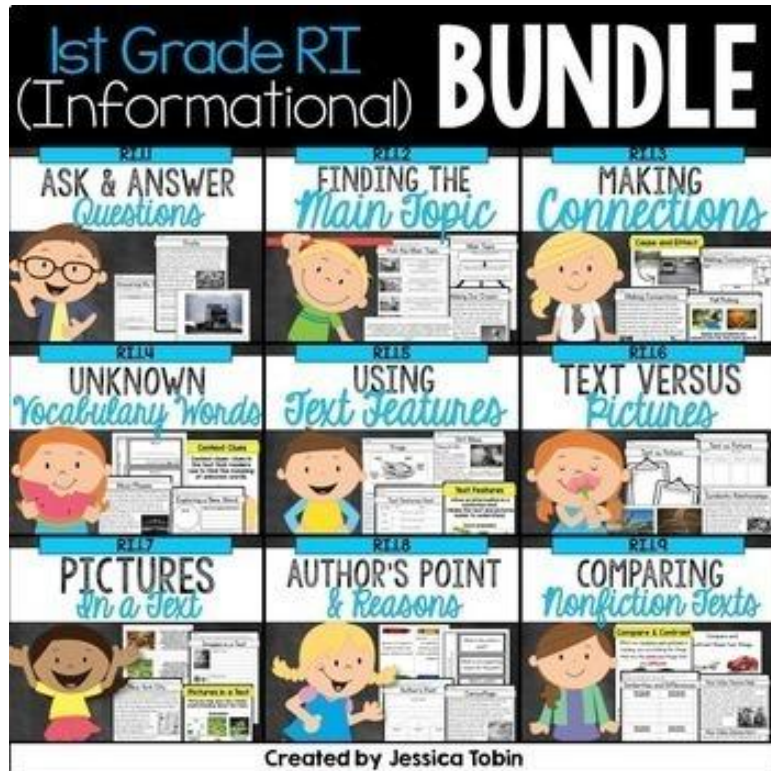
13. I think limbless means to have no limbs, or arms or legs.

Key Provided for Assessment

Bundle Opportunities

If this layout looks ideal for your classroom, and you know you'll be needing resources like this for **all** standards included in Common Core, check out the bundles that save you money!

Informational Domain



1st Grade RI (Informational) BUNDLE

RI.1 ASK & ANSWER <i>Questions</i>	RI.2 FINDING THE <i>Main Topic</i>	RI.3 MAKING <i>Connections</i>
RI.4 UNKNOWN <i>Vocabulary Words</i>	RI.5 USING <i>Text Features</i>	RI.6 TEXT VERSUS <i>Pictures</i>
RI.7 PICTURES <i>In a Text</i>	RI.8 AUTHOR'S POINT <i>& Reasons</i>	RI.9 COMPARING <i>Nonfiction Texts</i>

Created by Jessica Tobin

All 6 ELA Domains



ALL-YEAR ELA
1st Grade

Foundational Skills BUNDLE	1st Grade Common Core WRITING BUNDLE	1st Grade RL (Literature) BUNDLE
1st Grade L Language BUNDLE	1st Grade RI (Informational) BUNDLE	1st Grade SPEAKING & LISTENING BUNDLE

Created by Jessica Tobin

-or-