

# RI.2.9

This ELA unit provides resources to use while teaching the standard **RI.2.9**, which states that students will be able to **Compare and contrast the most important points presented by two texts on the same topic.**



## Using This Unit

Let's look at the structure of this unit.

### Lessons

- There are 3 mini lessons in this unit. Each mini lesson will likely take more than one day to complete, so you can break them up over the course of one to three days. It all depends on how much time you have for your reading block. I suggest at least 10-15 minutes for your daily lesson, then 15-20 minutes+ for practice time. Putting your mini lessons together may take between one to two weeks.

### Graphic Organizers

- These can be used throughout the unit as you see fit. You can use them with your lessons if you need more or use them within your independent reading time.

### Reading Passages

- These can be used throughout the unit as you see fit, too. They can be used during partner reading time, independent reading time, or a continuation of a mini lesson you think they need more time with.

### Task Cards & Interactive Notebook Pieces

- Use each of these resources as you see fit. If you do centers or hands-on learning time, include these pieces within the centers for extended practice.

### Assessment

- There is one 3-page assessment included at the end of this unit. When you're finished teaching your two week unit, use this assessment with your students. Answer key is included.

**There are three mini lessons within this unit. They may take between 5 to 10 days to complete, depending on how long your ELA block is. Activities range from group work, partner activities, whole group lessons, and independent activities.**

©Tobin, 2018

# Extra Resources

You're also provided with **passages** that will help guide instruction, as well as **graphic organizers**, **task cards**, and **interactive notebook templates** to use with any read-aloud or independent practice text.

**Task Cards for Any Text**

**Instructional Passages**

**Passages:**

- Making Guacamole
- Clownfish
- All About Tornadoes
- iPods
- How Video Games Help
- Video Games
- A Friendly Ocean Animal
- Warm Weather Penguins
- Penguins
- Recycling Our World
- Reusing Our World
- A Fierce Shark
- Friendly Sharks

**Task Cards:**

- Card 1: What is an important point from the text?
- Card 2: What is another important point from the first text?
- Card 10: Do you agree with the author's point in text? Explain.
- Card 6: What important point do you compare and contrast?
- Card 7: How are the points in both texts different?
- Card 8: Why do you think there are similarities and differences in texts?
- Card 9: How are the important points that the author makes in each text similar?
- Card 11: How are the important points that the author makes in each text different?

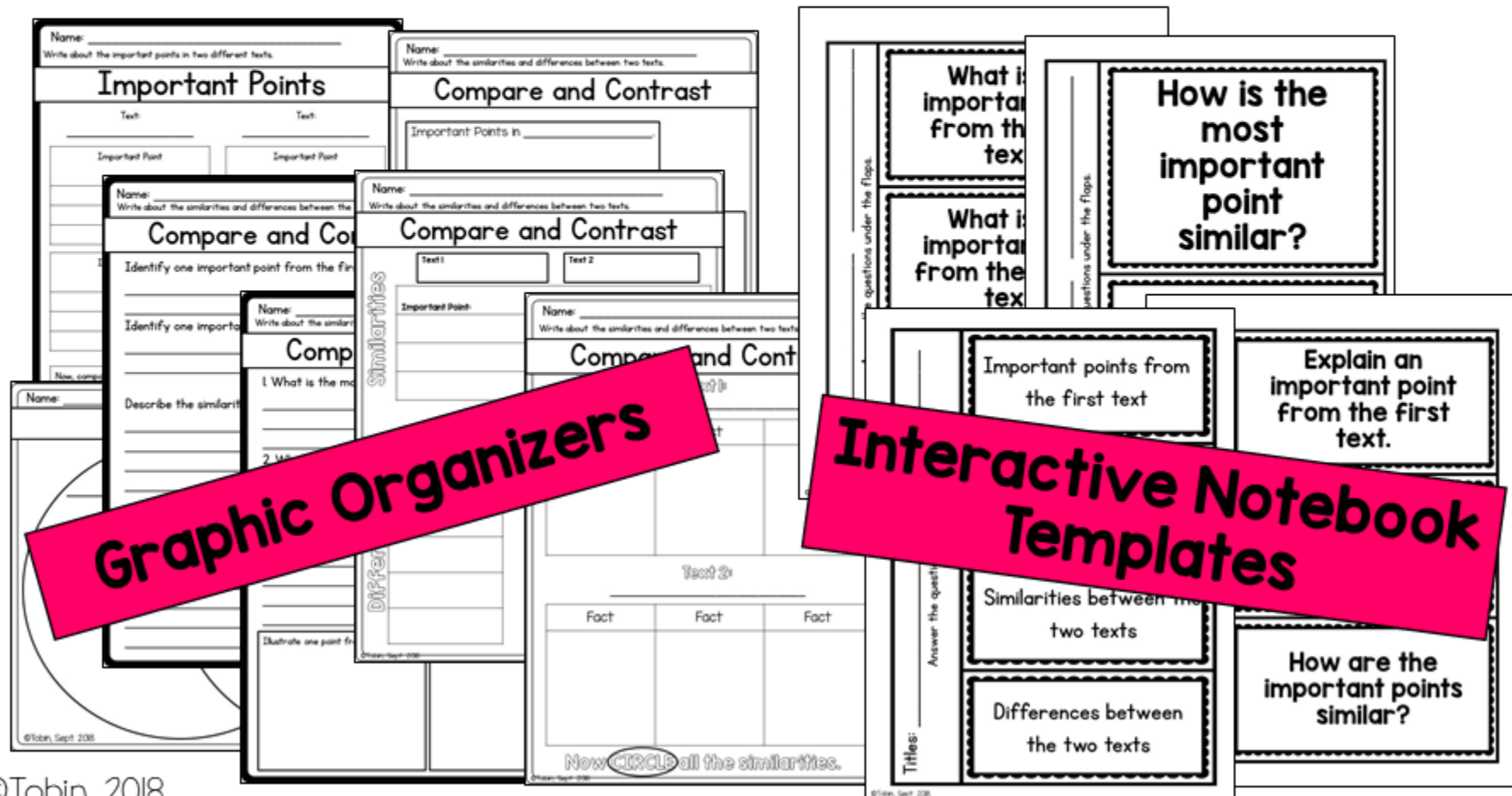
**Interactive Notebook Templates:**

- Name: \_\_\_\_\_
- Ingredients: \_\_\_\_\_
- Questions: \_\_\_\_\_



# Extra Resources

You're also provided with **passages** that will help guide instruction, as well as **graphic organizers**, **task cards**, and **interactive notebook templates** to use with any read-aloud or independent practice text.



# Digital Additions

Two pieces of this reading unit have been converted into digital options. The passages and graphic organizers now come in Google Slides.

## What you need:

- A Google Classroom account

## What to do:

- Open document using links below.
- Click "make a copy". This will be your master copy.
- Make another copy to share with your students. Get the shareable link using the 'Share' button in the top right corner.

## Options for sharing:

- Copy the *specific slide* you need and share it with your students.
- Share the *entire presentation* for them to fill out by a certain date or for use when they are reading independently.
- Create a folder for your students to access whichever ones they want/need.

Comparing Points	
Text	Text
Important Point	Important Point
Now, compare and contrast these points.	


**Graphic Organizers**

©Lexia Tutor, Elementary, Next

### A Fierce Ocean Animal

Sharks are one type of animal to stay far away from in the ocean. Sharks are not necessarily malicious and mean toward humans. Humans could be mistaken by sharks as prey. Sharks are great hunters and predators in the ocean. Sharks have been known to attack humans. It could be because they are hungry or because they were confused. Some people have thought that sharks were dangerous because they were a seal and bitten them by accident.

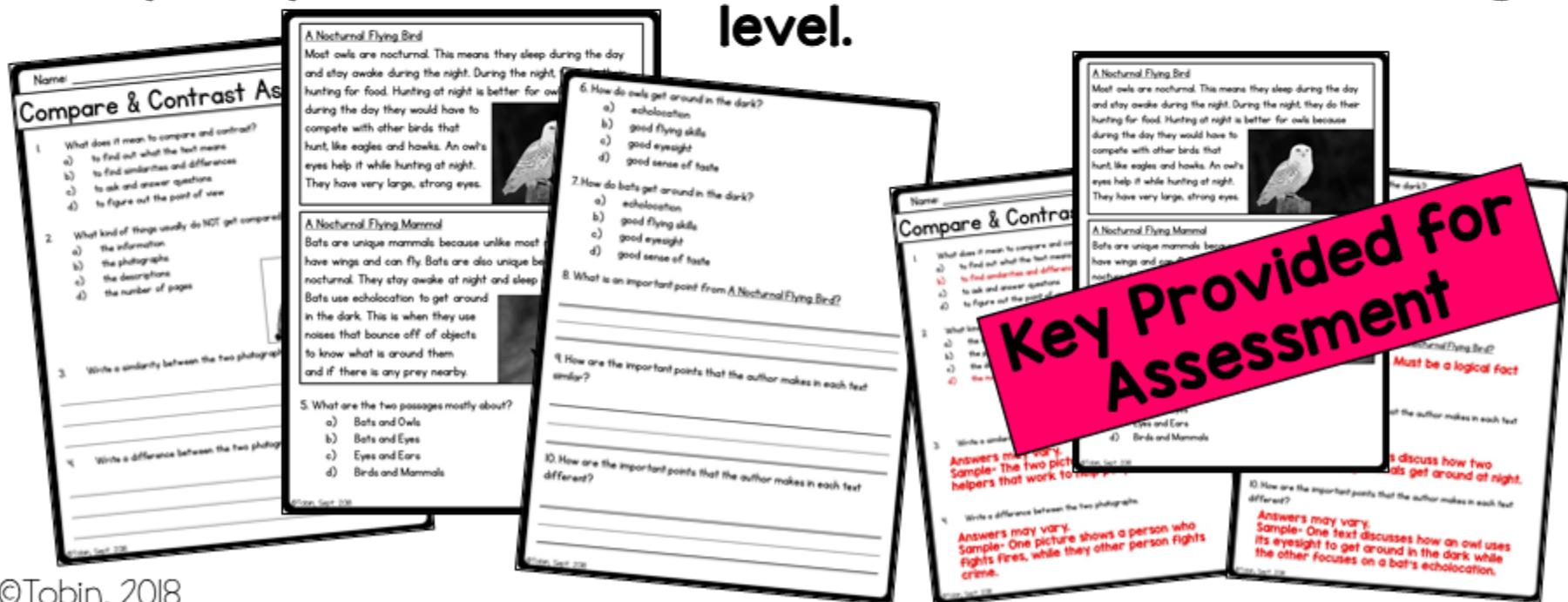
**Instructional Passages**



©Lexia Tutor, Elementary, Next

# Assessment

The unit is wrapped up with a summative assessment. Within this assessment, the students are asked a few questions about the standard itself. Then, they are asked to perform tasks aligned with that standard. There are two short texts, one with multiple choice texts and one with short answer. In the beginning and middle of the year, I **suggest** reading the assessment aloud to the class as they take the test. That way, they are tested on the actual skill, not their reading level.





# Bundle Opportunities

If this layout looks ideal for your classroom, and you know you'll be needing resources like this for **all** standards included in Common Core, check out the bundles that save you money!

## Literature Domain

**2nd Grade RI (Informational) BUNDLE**

Created by Jessica Tobin

-or-

## All 6 ELA Domains

**ALL-YEAR ELA 2nd Grade**

Created by Jessica Tobin