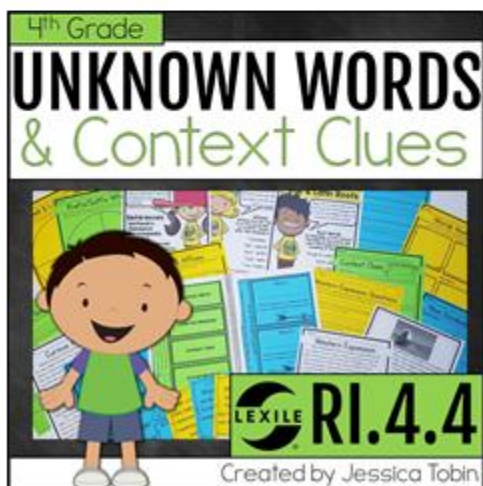


# RI.4.4

This ELA unit provides resources to use while teaching the standard **RI.4.4**, which states that **students will be able to "Determine the meaning of general academic and domain-specific words or phrases in a text relevant to a grade 4 topic or subject area."**



## Using This Unit

Let's look at the structure of this unit.

### Lessons

- There are 3 mini lessons in this unit. Each mini lesson will likely take more than one day to complete, so you can break them up over the course of one to three days. It all depends on how much time you have for your reading block. I suggest at least 10-15 minutes for your daily lesson, then 15-20 minutes+ for practice time. Putting your mini lessons together may take between one to two weeks.

### Graphic Organizers

- These can be used throughout the unit as you see fit. You can use them with your lessons if you need more or use them within your independent reading time.

### Lexiled™ Reading Passages

- These can be used throughout the unit as you see fit, too. They can be used during partner reading time, independent reading time, or a continuation of a mini lesson you think they need more time with.

### Task Cards & Interactive Notebook Pieces

- Use each of these resources as you see fit. If you do centers or hands-on learning time, include these pieces within the centers for extended practice.

### Lexiled™ Assessment

- There is one 3-page assessment included at the end of this unit. When you're finished teaching your two week unit, use this assessment with your students. Answer key is included.



# Extra Resources

You're also provided with **passages** that will help guide instruction, as well as **graphic organizers, task cards, and interactive notebook templates** to use with any read-aloud or independent practice text.

**Instructional Passages**

**Task Cards for Any Text**

**Card 5**  
Identify a word from the middle of the text that you did not know.

**Card 6**  
What context clues can you use to determine the meaning of the second unknown word?

**Card 4**  
What is an unknown word or phrase at the end of your text?

What do you think the meaning of that word or phrase is?

of context clues did you use during your reading?

and Land were present in your text?

**Card 11**  
Which clues from the text helped you determine the meaning?

**Card 12**  
Did you find any words that have prefixes or suffixes?

**Card 15**  
Are there any words or phrases that you still don't understand?

**Card 16**  
Which type of reference materials could you use to find the meaning of these remaining unknown words?



# Extra Resources

You're also provided with **passages** that will help guide instruction, as well as **graphic organizers**, **task cards**, and **interactive notebook templates** to use with any read-aloud or independent practice text.

The collage features several overlapping templates:

- Words that Stick:** A template for students to write a new word, draw a picture, and describe it.
- Context Clues:** Multiple versions of a template for determining the meaning of unknown words using context clues, including fields for Name, Title of Text, Author, and Text Title.
- Roots & Affixes:** A template for identifying roots and affixes in words, with fields for Word, Word parts, Part of speech, Text Title, Prefix, and Root Word.
- Unknown Words and Phrases:** A template for writing new words and phrases from a text, with fields for Name, Title of Text, Words or Phrases I Know, and New Words or Phrases I Didn't Know.
- Exploring a New Word:** A template for exploring a new word, with fields for Name, Unknown Word, What I Think It Means, Definition, Illustration, and Synonyms.
- New Vocabulary:** A template for completing a chart while reading, with fields for Name, Unknown Word, What I Think It Means, Context clues, Word, and Synonyms.
- Interactive Notebook Templates:** Several templates for interactive notebooks, including:
  - A template with sections for Word, Context clues, and Sentence where the word is found.
  - A template with sections for Unknown, Prefix or Suffix, and Definition.
  - A template with sections for Word 1, Word 2, and Word 3, each with a section for "Here are the CLUES I found that helped me find the meaning of the word" and an arrow pointing to the word.
  - A template with sections for Word 1, Word 2, and Word 3, each with a section for "Write the questions you asked yourself in order to determine the meaning of the word" and an arrow pointing to the word.

Graphic Organizers

Interactive Notebook Templates

# Digital Additions

Two pieces of this reading unit have been converted into digital options. The passages and graphic organizers now come in Google Slides.

## What you need:

- A Google Classroom account

## What to do:


- Open document using links below.
- Click "make a copy". This will be your master copy.
- Make another copy to share with your students. Get the shareable link using the 'Share' button in the top right corner.

## Options for sharing:

- Copy the *specific slide* you need and share it with your students.
- Share the *entire presentation* for them to fill out by a certain date or for use when they are reading independently.
- Create a folder for your students to access whichever ones they want/need.

### Context Clues

Text Title: \_\_\_\_\_ Author: \_\_\_\_\_



Sentence from the text:	Sentence from the text:	Sentence from the text:
What I think it means:	What I think it means:	What I think it means:
What clues helped me:	What clues helped me:	What clues helped me:


©Source: Tala, Elementary, Net

### The Moon's Phases

Some people may think that the moon is a planet, like the Earth. Others may think that the moon creates its own light, like the sun. However, both of these ideas are **misconceptions**.

When we look into the sky and see the moon, we are actually seeing a reflection of light from the sun. How much of the moon we can see depends on how much light can reach the moon's surface and **reflect**, or bounce back. We can't see the moon when it is on the opposite side of the Earth from the sun. The amount of light we see depends on how much light is **reflected** by the moon.

The moon's orbit around Earth takes about 29 days. The first phase is the **new moon**. During this phase, the moon is located, in its orbit, between the Earth and the sun. So, the Sun's light is on the opposite side of the moon, the side that isn't facing the Earth. Therefore, during the new moon phase, we cannot see light reflecting from the moon.



©Source: Tala, Elementary, Net

# Assessment

The unit is wrapped up with a summative assessment. Within this assessment, the students are asked a few questions about the standard itself. Then, they are asked to perform tasks aligned with that standard. There are two short texts, one with multiple choice texts and one with short answer.

The image displays several overlapping worksheets and answer keys. The worksheets include:

- What a Catch!**: A reading passage about fishing with multiple-choice questions.
- Day and Night**: A reading passage about Earth's rotation with a diagram of Earth and short-answer questions.
- Answer Key**: A document providing answers to the questions on the worksheets.

A prominent green banner at the bottom right of the collage reads: **Key Provided for Assessment**.



# Bundle Opportunities

If this layout looks ideal for your classroom, and you know you'll be needing resources like this for **all** standards included in Common Core, check out the bundles that save you money!

## Informational Domain

4th Grade Reading Informational  
**RI BUNDLE**

LEXILE

4th Grade  
**INFERENCES & Details in Nonfiction**

4th Grade  
**MAIN IDEA & Key Details**

4th Grade  
**CONNECTIONS in Nonfiction Texts**

4th Grade  
**UNKNOWN WORDS & Context Clues**

4th Grade  
**STRUCTURES in Nonfiction Texts**

4th Grade  
**FIRST & SECOND ACCOUNTS in Nonfiction**

4th Grade  
**IMAGES in Nonfiction**

4th Grade  
**AUTHOR'S REASONING & Supporting Information**

4th Grade  
**INTEGRATING Information**

Created by Jessica Tobin

## All 6 ELA Domains

# ALL-YEAR ELA 4th Grade

4th Grade Language **BUNDLE**

4th Grade RL Literature **BUNDLE**

4th Grade RI Informational **BUNDLE**

4th Grade RF Foundational Skills **BUNDLE**

4th Grade Common Core **WRITING BUNDLE**

Created by Jessica Tobin

-or-