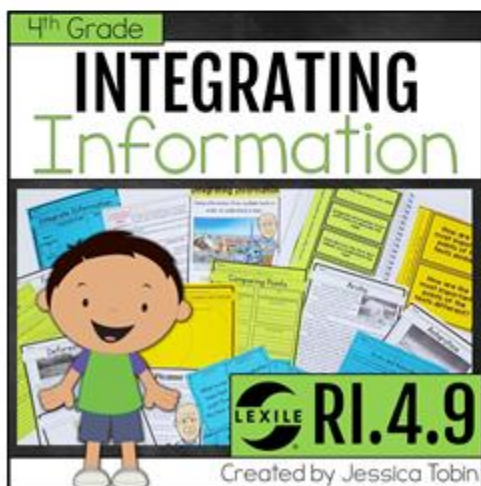


RI.4.9

This ELA unit provides resources to use while teaching the standard **RI.4.9**, which states that **students will be able to "Integrate information from two texts on the same topic in order to write or speak about the subject knowledgeably."**



Using This Unit

Let's look at the structure of this unit.

Lessons

- There are 3 mini lessons in this unit. Each mini lesson will likely take more than one day to complete, so you can break them up over the course of one to three days. It all depends on how much time you have for your reading block. I suggest at least 10-15 minutes for your daily lesson, then 15-20 minutes+ for practice time. Putting your mini lessons together may take between one to two weeks.

Graphic Organizers

- These can be used throughout the unit as you see fit. You can use them with your lessons if you need more or use them within your independent reading time.

Lexiled™ Reading Passages

- These can be used throughout the unit as you see fit, too. They can be used during partner reading time, independent reading time, or a continuation of a mini lesson you think they need more time with.

Task Cards & Interactive Notebook Pieces

- Use each of these resources as you see fit. If you do centers or hands-on learning time, include these pieces within the centers for extended practice.

Lexiled™ Assessment

- There is one 3-page assessment included at the end of this unit. When you're finished teaching your two week unit, use this assessment with your students. Answer key is included.

Mini Lessons

There are three mini lessons within this unit. They may take between 5 to 10 days to complete, depending on how long your ELA block is. Activities range from group work, partner activities, whole group lessons, and independent activities.

4th Grade Reading: Informational Lesson 1
I can integrate information from two texts on the same topic or issue.

Integrating Information
Using information from multiple sources in order to understand a topic or issue.

Fossil Fuels
What are fossil fuels? Fossil fuels are energy sources that are formed over millions of years from the remains of plants and animals that were buried under layers of sand and silt. Over time, the heat and pressure of the earth's crust turned these remains into coal, oil, or natural gas.

Cubism
Cubism is a style of art that was developed in the early 20th century. It is characterized by the use of geometric shapes and a limited color palette. Artists like Pablo Picasso and Georges Braque were key figures in the movement.

Integrating Information
Read "Cubism" and "Pablo Picasso". Identify and integrate important information from the two texts by completing each task. Be sure to underline information in BOTH texts.

Rain
The Water Cycle

4th Grade Reading: Informational Lesson 2
I can integrate information from two texts on the same topic or issue.

College Football
Hurricane Katrina
The Assembly Line
Organic Produce

Simple Machines
Earth's Rotation
Yorktown
Bees

Lever Pulley
Day and Night
The First Colonies
Pollination

Integrating Information PRE
Topic #1:
Topic #2:

Integrating Information: Questions
Question #1
Question #2
Question #3

©Tobin, 2018

Extra Resources

You're also provided with **passages** that will help guide instruction, as well as **graphic organizers**, **task cards**, and **interactive notebook templates** to use with any read-aloud or independent practice text.

Task Cards for Any Text

Instructional Passages

States of Matter

Heat Transfer

Forests

Deforestation

Louisiana Purchase

Lewis and Clark

Arctic

Arctic and Antarctica

Card 1
What is one important point from the first text?

Card 2
What is a key detail to support that important point from text 1?

Card 3
What is another important point from the second text?

Card 4
What is a key detail to support that important point from text 2?

Card 5
What is another important point from the second text?

Card 6
What is a key detail to support that important point from text 2?

Card 7
What is another important point from the second text?

Card 8
What is a key detail to support that important point from text 2?

Card 9
What is another important point from the second text?

Card 10
What is a key detail to support that important point from text 2?

Card 11
Why do you think there are similarities and differences in texts?

Card 12
Integrate information from both texts to describe the topic.

©Tobin, 2018

Extra Resources

You're also provided with **passages** that will help guide instruction, as well as **graphic organizers**, **task cards**, and **interactive notebook templates** to use with any read-aloud or independent practice text.

The collage features several educational templates:

- Integrate Information**: A template for integrating information from two texts, with sections for Text 1, Text 2, and a comparison section.
- Comparing Points**: A template for comparing two texts, with sections for Text 1, Text 2, and a comparison section.
- Integrating Information**: A template for integrating information from two texts, with sections for Text 1, Text 2, and a comparison section.
- Compare and Contrast**: A template for comparing and contrasting two texts, with sections for Text 1, Text 2, and a comparison section.
- Graphic Organizers**: A large green diagonal banner with the text "Graphic Organizers".
- Interactive Notebook Templates**: A large green diagonal banner with the text "Interactive Notebook Templates".
- Task Cards**: Several task cards with questions like "What is the main idea of the first text?", "What is the main idea from the second text?", "Compare and contrast the two texts.", "Integrate information from the two texts.", "Explain an important point from the second text.", and "Compare and contrast these two important points."

Digital Additions

Two pieces of this reading unit have been converted into digital options. The passages and graphic organizers now come in Google Slides.

What you need:

- A Google Classroom account

What to do:

- Open document using links below.
- Click "make a copy". This will be your master copy.
- Make another copy to share with your students. Get the shareable link using the 'Share' button in the top right corner.

Options for sharing:

- Copy the *specific slide* you need and share it with your students.
- Share the *entire presentation* for them to fill out by a certain date or for use when they are reading independently.
- Create a folder for your students to access whichever ones they want/need.

Comparing Points	
Text	Text
What is this text mainly about?	Important Point
What information does this text provide?	Important Point
What information is present in both texts?	
What can you conclude about the topic using information from both texts?	

Graphic Organizers

Forests

With the exception of deserts, grasslands, and the North and South Poles, forests can grow in almost every part of our world. Forests are large areas that are filled with trees.


Types of Forests

Forests can vary in size, climate, vegetation, and life. Some forests are full of deciduous hardwood trees, like maples and oaks. These trees have broad leaves that are shed every winter. These trees grow fruits or nuts and often grow in temperate (not too hot) climates. Some forests are filled with coniferous trees. These trees have needles that do not fall off. They grow in cooler climates and are often found in forest that can grow in the world that have very little snow.

Forest Life

Forests are home to many animals and plants. Trees, bushes, vines, grasses, fungi, flowers, and other varieties of plants grow in forests. Many species of mammals, birds, and insects also make their homes in forests. Forests are complex living systems.

Instructional Passages



Assessment

The unit is wrapped up with a summative assessment. Within this assessment, the students are asked a few questions about the standard itself. Then, they are asked to perform tasks aligned with that standard. There are two short texts, one with multiple choice texts and one with short answer.

The collage features several overlapping worksheets from a science unit on the atmosphere. The worksheets include:

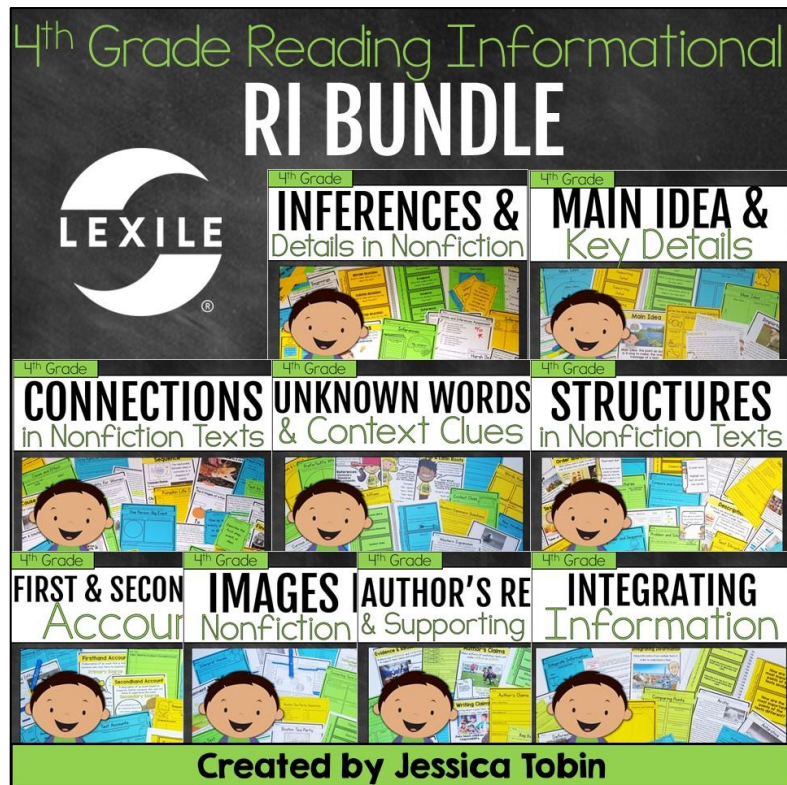
- The Atmosphere**: A text passage explaining the layers of the atmosphere (troposphere, stratosphere, mesosphere, thermosphere, and exosphere) and their characteristics.
- Damage to the Ozone**: A text passage discussing the ozone layer, its role in blocking harmful UV rays, and the impact of ozone-depleting substances.
- Integrating Information**: A worksheet with multiple-choice questions (a, b, c, d) and short-answer questions (7, 8, 9, 10) related to the atmosphere and ozone layer.
- Key Provided for Assessment**: A large green banner with white text, indicating that the key is provided for the assessment.

©Tobin, 2018

Bundle Opportunities

If this layout looks ideal for your classroom, and you know you'll be needing resources like this for **all** standards included in Common Core, check out the bundles that save you money!

Informational Domain



4th Grade Reading Informational
RI BUNDLE

LEXILE

4th Grade
INFERENCES & Details in Nonfiction

4th Grade
MAIN IDEA & Key Details

4th Grade
CONNECTIONS in Nonfiction Texts

4th Grade
UNKNOWN WORDS & Context Clues

4th Grade
STRUCTURES in Nonfiction Texts

4th Grade
FIRST & SECOND Accour

4th Grade
IMAGES Nonfiction

4th Grade
AUTHOR'S RE & Supporting

4th Grade
INTEGRATING Information

Created by Jessica Tobin

-or-

All 6 ELA Domains



ALL-YEAR ELA
4th Grade

4th Grade L Language **BUNDLE**

4th Grade RL Literature **BUNDLE**

4th Grade RI Informational **BUNDLE**

4th Grade RF Foundational Skills **BUNDLE**

4th Grade Speaking & Listening

4th Grade Common Core **WRITING BUNDLE**

Created by Jessica Tobin