

RI.K.5

This ELA unit provides resources to use while teaching the standard **RI.K.5**, which states that students will be able to...
"Identify the front cover, back cover, and title page of a book."



Using This Unit

Let's look at the structure of this unit.

Lessons

- There are 3 mini lessons in this unit. Each mini lesson will likely take more than one day to complete, so you can break them up over the course of one to three days. It all depends on how much time you have for your reading block. I suggest at least 10-15 minutes for your daily lesson, then 15-20 minutes+ for practice time. Putting your mini lessons together may take between one to two weeks.

Graphic Organizers

- These can be used throughout the unit as you see fit. You can use them with your lessons if you need more or use them within your independent reading time.

Reading Passages

- These can be used throughout the unit as you see fit, too. They can be used during partner reading time, independent reading time, or a continuation of a mini lesson you think they need more time with.

Small Group Activities

- These hands-on centers and activities are to be used during small group. The content is to be read aloud to students and guided through the steps in the activities.

Assessment

- There is one 3-page assessment included at the end of this unit. When you're finished teaching your two week unit, use this assessment with your students. Answer key is included.

©Tobin, Nov. 2018

Mini Lessons

There are three mini lessons within this unit. They may take between 5 to 10 days to complete, depending on how long your ELA block is. Activities range from group work, partner activities, whole group lessons, and independent activities.

Parts of a Book

Kindergarten Reading: Informational Lesson
R.I.K.5- Lesson
I can identify the parts of a book.

Identify the front cover, back cover, and title page.

Mini Lesson 2 Focus: Front Cover & Back Cover

Activities to Teach

Step 1: Teacher will display the mini posters about the covers or create their own version on chart paper. Students can participate in the creation of the anchor chart through teaching questioning and discussion or display mini poster and discuss.

Step 2: Teacher will photocopy the book and display it on the board.

Our Covers

"One thing I see on the front cover is..."

"Another thing I see on the front cover is..."

"A third thing I see on the front cover is..."

"One thing I see on the back cover is..."

"Another thing I see on the back cover is..."

"A third thing I see on the back cover is..."

The Covers of My Book

Name: _____

Title: _____

BACK COVER

Kindergarten Reading: Informational Lesson
R.I.K.5- Lesson
I can identify the parts of a book.

Identify the front cover, back cover, and title page.

Mini Lesson 3 Focus: Other Parts of a Book

Activities to Teach

Step 1: Teacher will display the mini posters about the other parts of a book or create their own version on chart paper. Students can participate in the creation of the anchor chart through teaching questioning and discussion or display mini poster and discuss.

Step 2: Students will go on a parts of a book hunt. They will put five books from their classroom library and find a partner. Students will discuss what they see on the spines of their books, the title pages of their books, and within each page of their book. They will use the script, given to them on the board.

Step 3: After students identify what they see on the parts of their books with their partners, they will choose a new book to focus on. They will take them back to their seats and illustrate and write what they see on the spine and title page.

A Book Hunt

"This is the front cover..."

"This is the back cover..."

"This is the title page..."

"This is a photograph..."

"This is a picture..."

Photograph Pages

Spine

last names of author & illustrator

title

Title Page

ALL ABOUT FROGS

Written by: Glenn Ribbit
Pictures by: Jo Hops
Frog & Toad Publishers
New York, NY

Pages

Frogs can be different colors, such as green, blue, and brown.

Some frogs are poisonous. Their slimy skin has poison on it.

Pictures

Frogs can be different colors, such as green, blue, and brown.

Some frogs are poisonous. Their slimy skin has poison on it.

Front Cover

title

author

illustrator

Back Cover

picture

short description

Learn facts about frogs you've never heard before! Fascinating.

Parts of a Book Hunt

Name: _____

Parts of My Book

Title: _____

SPINE

TITLE PAGE

Extra Resources

You're also provided with **passages** that will help guide instruction, as well as **small group activities** and **graphic organizers** to use with any read-aloud or independent practice text.

Examples of instructional passages and graphic organizers included:

- Mother Hen**: A hen is a female chicken. A hen will lay eggs. Then, she will roost on the nest. She will keep them warm.
- Our Two Eyes**: We have two eyes. We use them to see. They can be blue, green, or brown. Some eyes need glasses.
- Stores**: You can buy things at stores. They may sell food. They may sell clothes. People use money to buy stuff at stores.
- Parts of a Book**: Includes a diagram of a book with labels for front cover, back cover, and pages.
- Go To Bed!**: We all need sleep. It keeps us healthy. Kids need to sleep at night.
- Making Noise**: Includes a diagram of a mouth and feet for a graphic organizer.
- The Front Cover**: Includes a diagram of a book cover for a graphic organizer.
- The Back Cover**: Includes a diagram of a book cover for a graphic organizer.
- The Title Page**: Includes a diagram of a book page for a graphic organizer.


Instructional Passages


Graphic Organizers


Extra Resources


You're also provided with **passages** that will help guide instruction, as well as **small group activities** and **graphic organizers** to use with any read-aloud or independent practice text.

Small Group Activity 1: Listen to your teacher read the task card. Answer the question and find it on your real text. **RI.K.5**


What three spots can you find the title of the book? 

What is the first thing you see when you pick up a book? 


What three spots can you find the author's name? 


Where can you find information about the text? 

Small Group Activity 2: Identify which part of the picture that arrow is pointing to. Then, find a matching part of the book in a real book. **RI.K.5**





Small Group Activity 3: Match the name card to the real text. Then, show the part of the book. **RI.K.5**





Small Group Activity 4: Match the name card to the real text. Then, show the part of the book. **RI.K.5**





Small Group Activities

front cover This is the first thing you see on the book.

back cover If you flip the book over, you will see this.

title page You will find the publisher information on this.

spine This is the thin part that holds the pages together.

pages This is the inside part where all of the story is told.

pictures These are the photographs and images that support the text.

Assessment

The unit is wrapped up with a summative assessment. Within this assessment, the students are asked a few questions about the standard itself. Then, they are asked to perform tasks aligned with that standard. There are two short texts, one with multiple choice texts and one with short answer. The assessment should be read aloud to the class as they take the test. That way, they are tested on the actual skill, not their reading level.


RI.K.5

Name: _____

Parts of a Book Assessment

- Where would you find the title and the full names of the author and illustrator?
☐ front cover
☐ back cover
☐ spine
- Where would you find more information about the book?
☐ front cover
☐ back cover
☐ spine
- What is the thinnest part of the book called?
☐ front cover
☐ back cover
☐ spine
- Write at least two things you might find on the title page of a book.

A flamingo is a bird. It has pink feathers. It has two long legs. It has a long curved, pink beak. When it is a baby, it is gray.



5. What is one thing on a flamingo's body?

6. What do flamingos look like as babies?

7. Illustrate what the front cover may look like.

8. Illustrate what the back cover may look like.

Answers may vary—(title, author, illustrator, picture, publication, copyright, location published)


RI.K.5

Name: _____

Parts of a Book Assessment

- Where would you find the title and the full names of the author and illustrator?
☒ front cover
☐ back cover
☐ spine
- Where would you find more information about the book?
☒ front cover
☐ back cover
☐ spine
- What is the thinnest part of the book called?
☒ front cover
☐ back cover
☐ spine
- Write at least two things you might find on the title page of a book.

A flamingo is a bird. It has pink feathers. It has two long legs. It has a long curved, pink beak. When it is a baby, it is gray.



5. What is one thing on a flamingo's body?

6. What do flamingos look like as babies?

7. Illustrate what the front cover may look like.

8. Illustrate what the back cover may look like.

Answers may vary—(title, author, illustrator, picture, publication, copyright, location published)

Key Provided for Assessment

Flamingo Title
ILLUSTRATION
Author: Illustration
Sentence about flamingos

©Tobin, 2018

Bundle Opportunities

If this layout looks ideal for your classroom, and you know you'll be needing resources like this for **all** standards included in Common Core, check out the bundles that save you money!

Informational Domain

Kindergarten BUNDLE
RI- Informational

Kindergarten ASK & ANSWER <i>Questions</i>	Kindergarten MAIN TOPIC <i>of a Text</i>	Kindergarten DESCRIBING <i>Connections</i>
Kindergarten UNKNOWN <i>Words</i>	Kindergarten PARTS OF A <i>Book</i>	Kindergarten AUTHORS & <i>Illustrators</i>
Kindergarten IMAGES <i>in a Text</i>	Kindergarten AUTHOR'S POINT <i>and Reasons</i>	Kindergarten COMPARE & CONTRAST <i>Nonfiction Texts</i>

Created by Jessica Tobin

-or-

All 6 ELA Domains

ALL-YEAR ELA
Kindergarten

Kindergarten Common Core WRITING BUNDLE	Kindergarten FOUNDATIONAL SKILLS RF.K BUNDLE	Kindergarten RI- Informational BUNDLE
Kindergarten Literature BUNDLE	Kindergarten Language BUNDLE	

Created by Jessica Tobin