

Kindergarten Informational

This ELA Bundle provides resources to use while teaching the standards found within the

Kindergarten Informational domain.



Content Covered:

- Ask & Answer Questions
- Main Topic
- Describing Connections
- Unknown Words
- Parts of a Book
- Authors & Illustrators
- Images in a Text
- Author's Point & Reason
- Compare & Contrast Nonfiction

Mini Lessons

Each unit comes with a lesson plan outline. There are three steps within each of these lesson plans, which may take about a week to complete, depending on how long your ELA block is. Activities range from group work, partner activities, whole group lessons, and independent activities.

A collage of various educational cards and worksheets for Kindergarten Reading Informational Lessons, focusing on P.I.K.1-Lesson 1. The cards cover topics like animals (lion, tiger, car, sun, whale, owl, leopard, alligator, wolf, apple), seasons (four seasons, summer), and nature (hurricane, tree). Each card includes a title, a question, and a brief description of the lesson content. A large yellow banner across the center reads "Sample Mini Lessons from R.I.K.1".

Extra Resources

On top of the lesson plans you get for each R.I.K unit, you also get small group activities, passages, and graphic organizers that will help you teach this unit. These can be used during your R.I.K unit AND reused throughout the year as review.

The collage features several educational materials:

- Graphic Organizers:** Multiple templates for "Main Topic" and "Key Detail" with numbered sections (1, 2, 3) and illustrations of eyes and a pencil.
- Small Group Activities:** Cards with instructions like "Sort the strips under the question or not question category." and "Read a nonfiction book and fill out the main topic and details."
- Informational Text:** A passage about giraffes with accompanying images of giraffes, a snake, and a landscape.
- Questions:** A list of questions related to the giraffe passage, such as "What does the bottom half of their body look like?" and "What are on the top of a giraffe's head?"
- Not Question:** A red box with the text "Not Question" in large, bold letters.
- Sample Small Group Activities from R.I.K.1:** A yellow banner with the text "Sample Small Group Activities from R.I.K.1" in bold, black letters.
- Sample Graphic Organizers from R.I.K.2:** A yellow banner with the text "Sample Graphic Organizers from R.I.K.2" in bold, black letters.


Extra Resources

On top of the lesson plans you get for each R.I.K unit, you also get small group activities, passages, and graphic organizers that will help you teach this unit. These can be used during your R.I.K unit AND reused throughout the year as review.

Name: _____

At the Farm


Here is a farm. Crops are made at a farm. Corn is a crop. Wheat is also a crop. Animals live on a farm. Pigs can live on farms.



Name: _____

What are Fish?

Fish are animals. They swim in water. They have two fins. Fish can breathe in the water. They




Name: _____ R.I.K.I

Questions Assessment

- What does a question do?
☐ Tells the reader something.
☐ Teaches the reader something.
☐ Asks something.
- What do you do when you want to know?
☐ Answer a question.
☐ Ask a question.
☐ Use a dictionary.
- How do you use a dictionary?
- What is the main topic of the text?

©Tobin, Nov. 2018

Birds make nests. The nests are for their eggs. They find mud. They find sticks. Birds work hard to make a nest. This is



Sample Passages from R.I.K.2

Sample Guided Assessment from R.I.K.1

Name: _____

Rain, Rain, Go Down

Rain falls. It can be a good thing. Rain can help plants grow. Rain can help animals stay cool. Rain can help people wash their cars. Rain can help people play in puddles. Rain can help people feel happy.

1. What is the main topic of the text?

2. What is one key detail that supports this text?

3. What can kids do with a puddle?


4. Where does rain come from?

©Tobin, Nov. 2018

Name: _____

What's On a Tree?

Apples grow on trees. Apples are a fruit. Apples have seeds inside. Apples can be red, green, or yellow.



1. What is the main topic of the text?

2. Which is a key detail about the main topic?

3. Which is another key detail about the main topic?

4. Which is a color that an apple can be?

☐ Leaves
☐ Apples
☐ Apples are fruit.
☐ Apples are not fruit.
☐ Seeds are on the outside.
☐ Seeds are on the inside.
☐ Orange
☐ Yellow

©Tobin, Nov. 2018

What's Included

Want a closer look or preview at a single unit?
Click one of these units to get a peek at one of
the units.

