


RL.3.9

This ELA unit provides resources to use while teaching the standard **RL.3.9**, which states that students will be able to **“Compare and contrast the themes, settings, and plots of stories written by the same author about the same or similar characters (e.g., in books from a series).”**



Using This Unit

Let's look at the structure of this unit.

Lessons

- There are 3 mini lessons in this unit. Each mini lesson will likely take more than one day to complete, so you can break them up over the course of one to three days. It all depends on how much time you have for your reading block. I suggest at least 10-15 minutes for your daily lesson, then 15-20 minutes+ for practice time. Putting your mini lessons together may take between one to two weeks.

Graphic Organizers

- These can be used throughout the unit as you see fit. You can use them with your lessons if you need more or use them within your independent reading time.

Reading Passages

- These can be used throughout the unit as you see fit, too. They can be used during partner reading time, independent reading time, or a continuation of a mini lesson you think they need more time with.

Task Cards & Interactive Notebook Pieces

- Use each of these resources as you see fit. If you do centers or hands-on learning time, include these pieces within the centers for extended practice.

Assessment

- There is one 3-page assessment included at the end of this unit. When you're finished teaching your two week unit, use this assessment with your students. Answer key is included.

Mini Lessons

There are three mini lessons within this unit. They may take between 5 to 10 days to complete, depending on how long your ELA block is. Activities range from group work, partner activities, whole group lessons, and independent activities.

3rd Grade Reading: Literature Lesson

RL.3.9- lesson 1

I can compare and contrast themes, settings, and plots of stories written by the same author about the same or different topics.

Compare & Contrast

•When you compare two things that are different while you read, you can see how they are different.

•You can compare and contrast characters, events, plots, and more.

I can compare and contrast

Name: _____

Write about the similarities and differences from two stories.

Jumanji vs. Zathura

How are they the same? How are they different?

Characters	
Settings	
Plots	

3rd Grade Reading: Literature Lesson

RL.3.9- lesson 2

I can compare and contrast themes, settings, and plots of stories written by the same author about the same or different topics.

Plot

•The problem the character faces in a story and how they solve this problem.

1. Problem
2. Important Events
3. Resolution

Comparison Stories by the Same Author

Suggested Paired Read-alouds:

The Very Busy Spider Author: Eric Carle	The Very Hungry Caterpillar Author: Eric Carle	If You Give a Mouse a Cookie Author: Laura Numeroff	If You Give a Pig a Pancake Author: Laura Numeroff
Zathura Author: Chris Van Allsburg	Jumanji Author: Chris Van Allsburg	Fish is Fish Author: Leo Lionni	Swimmy Author: Leo Lionni
Click, Click, Moo Author: Doreen Cronin	Giggie, Quack Author: Doreen Cronin	Wemberly Worried Author: Kevin Henkes	Chester's Way Author: Kevin Henkes
The Hat Author: Jan Brett	The Mitten Author: Jan Brett	Don't Let the Pigeon Drive the Bus Author: Mo Willems	Don't Let the Pigeon Stay Up Late Author: Mo Willems

I can compare and contrast

Name: _____

Write about the similarities and differences from two stories.

Jealousy vs. Friendship

How are they the same? How are they different?

Characters	
Settings	
Plots	

Theme

•big idea of the story

•message that the author is trying to express to the reader

•must be inferred

Common Themes:

- jealousy
- friendship
- cooperation
- honesty
- hope
- courage
- kindness
- adventure
- equality
- perseverance

Jealousy

Honesty

Courage

Friendship

Paul found four dollars laying on the floor at Walmart. Although he needed it to buy a new Hot Wheels car, he turned it in.

The spelling bee was nerve racking. Paul did not want to go in front of everyone and mess up. However, he went out there and did a great job.

Gretchen wasn't sure why her new baby sister was getting all the attention, but she needed to fix that.

Randy heard two boys laughing at his pal, John. He confronted them and told them that they were being bullies.

Comparison Stories by the Same Author

Suggested Paired Read-alouds:

The Very Busy Spider Author: Eric Carle	The Very Hungry Caterpillar Author: Eric Carle	If You Give a Mouse a Cookie Author: Laura Numeroff	If You Give a Pig a Pancake Author: Laura Numeroff
Zathura Author: Chris Van Allsburg	Jumanji Author: Chris Van Allsburg	Fish is Fish Author: Leo Lionni	Swimmy Author: Leo Lionni
Click, Click, Moo Author: Doreen Cronin	Giggie, Quack Author: Doreen Cronin	Wemberly Worried Author: Kevin Henkes	Chester's Way Author: Kevin Henkes
The Hat Author: Jan Brett	The Mitten Author: Jan Brett	Don't Let the Pigeon Drive the Bus Author: Mo Willems	Don't Let the Pigeon Stay Up Late Author: Mo Willems

Comparing Theme

Name: _____

Write about the similarities and differences from two stories.

Book Title 1	Book Title 2
What is the theme from story 1?	
What parts of the story prove that?	
What is the theme from story 2?	
What parts of the story prove that?	
Theme	
How are they similar?	How are they different?

Extra Resources

You're also provided with **passages** that will help guide instruction, as well as **graphic organizers**, **task cards**, and **interactive notebook templates** to use with any read-aloud or independent practice text.

Task Cards for Any Text

Instructional Passages

©Tobin, 2018

Extra Resources

You're also provided with **passages** that will help guide instruction, as well as **graphic organizers**, **task cards**, and **interactive notebook templates** to use with any read-aloud or independent practice text.

The collage features several types of educational resources:

- Graphic Organizers:** Templates for comparing and contrasting two stories, comparing plots, and comparing settings. One organizer includes a Venn diagram for similarities and differences, and another has a flowchart for character, setting, plot, and themes.
- Task Cards:** Cards with questions such as "What happened to the character in the first story?", "How are the settings similar/different?", "How are the characters similar/different?", and "How are the themes similar/different?".
- Interactive Notebook Templates:** Pages with sections for "Character", "Setting", "Plot", and "Themes", and a "Differences" section. Some pages have a "Title" and "Answer the questions under the flags" section.

Two large purple diagonal banners are overlaid on the collage:

- Graphic Organizers**
- Interactive Notebook Templates**

Digital Additions

Two pieces of this reading unit have been converted into digital options. The passages and graphic organizers now come in Google Slides.

What you need:

- A Google Classroom account


What to do:

- Open document using links below.
- Click "make a copy". This will be your master copy.
- Make another copy to share with your students. Get the shareable link using the 'Share' button in the top right corner.

Options for sharing:

- Copy the *specific slide* you need and share it with your students.
- Share the *entire presentation* for them to fill out by a certain date or for use when they are reading independently.
- Create a folder for your students to access whichever ones they want/need.

Comparing Stories



Book Title 1	Book Title 2
Setting	
How are they similar?	How are they different?
Theme	
How are they similar?	How are they different?

Graphic Organizers

©2016 K5 Learning


Grand Town is in Danger

Grand Town is the most wonderful place with the most wonderful people. That's how Jet and Flash feel, at least. These two superheroes lived in Grand Town and they always worked to keep the town as safe as possible. One morning, Jet and Flash were flying around from building to building, making sure the citizens below were safe and sound.

Jet pointed to something suspicious. Flash followed her pointing finger and saw what she was referring to. There were two boys on the ground. One was in the air who appeared to be yelling. The other was on the ground, looking up at the boy in the air from the ground. The boy in the air was holding a stick and was hitting the boy on the ground with it. The boy on the ground was crying. The boy in the air was laughing.

As they were looking at the boys, Jet and Flash noticed that the boy on the ground was holding a stick and was hitting the boy in the air with it. The boy in the air was laughing. The boy on the ground was crying. Jet sighed because she knew the boys hadn't just thought to take turns right away. She tried explaining this to the boys, but at first, they wouldn't listen to her. Flash tried to also explain that fighting with your close friend because of a kickball game is not worth it. The boys finally worked it out and decided to take turns kicking and catching in the outfield.

Instructional Passages



©2016 K5 Learning

Assessment

The unit is wrapped up with a summative assessment. Within this assessment, the students are asked a few questions about the standard itself. Then, they are asked to perform tasks aligned with that standard. There are two short texts, one with multiple choice texts and one with short answer.

The image displays several educational materials for an assessment. On the left, a worksheet titled "Comparing Assessment" with the standard "RL.3.9" is visible. It includes questions about comparing and contrasting stories, such as "What does it mean to compare and contrast?" and "What kind of things usually do NOT get compared in a story?". Below these are prompts to recall stories and write similarities and differences. In the center, two story cards are shown. The top card is titled "Chicken" and describes a chicken spreading rumors about a falling sky. The bottom card is titled "Greta" and describes a witch spreading rumors about a ghost. On the right, another worksheet titled "Comparing" is partially visible, with a large pink callout box overlaid on it. The callout box contains the text "Key Provided for Assessment" and "Acceptable themes- individuality, honesty, courage". Below the callout box, there are examples of answers for questions about similarities and differences between the two stories.

Key Provided for Assessment

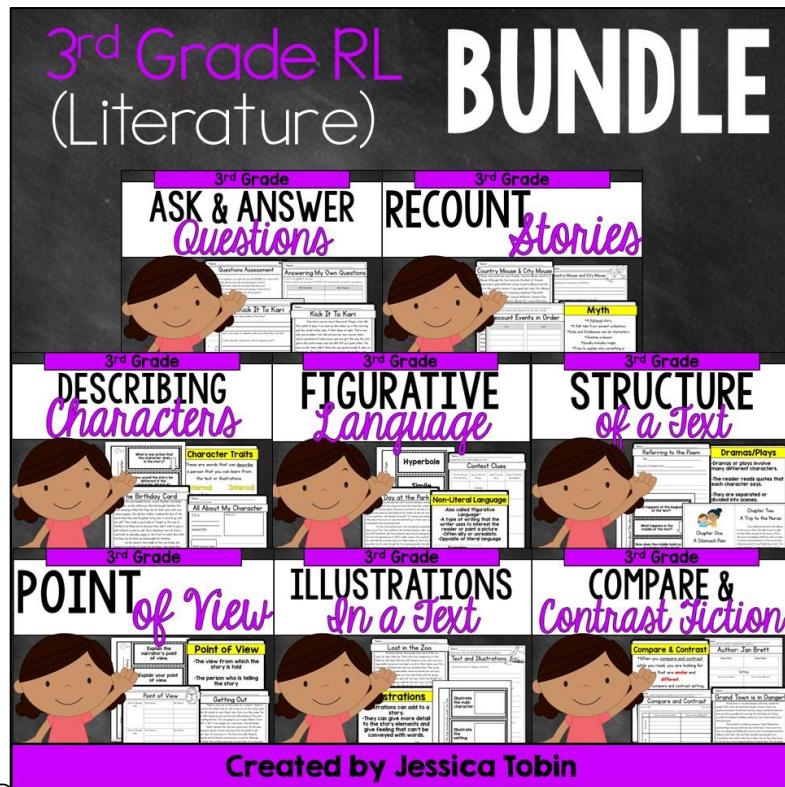
Acceptable themes- individuality, honesty, courage

Bundle Opportunities

If this layout looks ideal for your classroom, and you know you'll be needing resources like this for **all** standards included in Common Core, check out the bundles that save you money!

Literature Domain

All 6 ELA Domains



3rd Grade RL BUNDLE (Literature)

This bundle includes 12 individual resource cards, each featuring a cartoon girl character and a preview of the content. The cards are:

- ASK & ANSWER Questions
- RECOUNT Stories
- DESCRIBING Characters
- FIGURATIVE Language
- STRUCTURE of a Text
- POINT of View
- ILLUSTRATIONS In a Text
- COMPARE & CONTRAST Contrast Fiction

Created by Jessica Tobin

-or-



ALL-YEAR ELA 3rd Grade

This bundle includes 7 individual resource cards, each featuring a cartoon girl character and a preview of the content. The cards are:

- 3rd Grade SPEAKING & Listening
- 3rd Grade RI (Informational) BUNDLE
- 3rd Grade L Language BUNDLE
- 3rd Grade Common Core WRITING BUNDLE
- 3rd Grade RF Foundational Skills BUNDLE
- 3rd Grade RL (Literature) BUNDLE

Created by Jessica Tobin