

RL.K.4

This ELA unit provides resources to use while teaching the standard **RL.K.3**, which states that students will be able to...
“Ask and answer questions about unknown words in a text.”



Using This Unit

Let's look at the structure of this unit.

Lessons

- There are 3 mini lessons in this unit. Each mini lesson will likely take more than one day to complete, so you can break them up over the course of one to three days. It all depends on how much time you have for your reading block. I suggest at least 10-15 minutes for your daily lesson, then 15-20 minutes+ for practice time. Putting your mini lessons together may take between one to two weeks.

Graphic Organizers

- These can be used throughout the unit as you see fit. You can use them with your lessons if you need more or use them within your independent reading time.

Reading Passages

- These can be used throughout the unit as you see fit, too. They can be used during partner reading time, independent reading time, or a continuation of a mini lesson you think they need more time with.

Small Group Activities

- These hands-on centers and activities are to be used during small group. The content is to be read aloud to students and guided through the steps in the activities.

Assessment

- There is one 3-page assessment included at the end of this unit. When you're finished teaching your two week unit, use this assessment with your students. Answer key is included.

Mini Lessons

There are three mini lessons within this unit. They may take between 5 to 10 days to complete, depending on how long your ELA block is. Activities range from group work, partner activities, whole group lessons, and independent activities.

Unknown Words

An unknown word is a word that you may not know what it means.

There are ways to find out what it means...

- Picture Clues
- Word Clues

Word Bank




build
float
lift

The dog made a big _____

They _____ a sandwich

Mom _____ things in her cart.

_____ carry _____

rest	
share	
carry	

Word Clues

The crab pinched me with its claws.

My ship can glide and float along the water.

This rip in my pants is huge, not small.

The gem was bright and _____.

black shiny dull

The dog would not share his iPad because he was being _____.

selfish lovely sad

These two animals _____ since they are not the same.

smell differ swim

I ate all my food until it was gone and my bowl was _____.

empty green steep

At Home

Some of us have siblings. Some of us do not have brothers and sisters.

Some of us may have a brother or sister.

Some of us may have a sister or brother.

Some of us may have a brother or sister.

The pond was so shallow that even I could stand in it, and I'm small!

What do you think shallow means?

What clues makes you think that?

What question could you ask to learn more about this word?

I will search all day, even if it means I have to look at the ground for six hours!

What do you think search means?

What clues makes you think that?

What question could you ask to learn more about this word?

Suggested Read Alouds

Kindergarten FOCUS: UNKNOWN WORDS

Dog Breath by Dav Pilkey	When Sophie Gets Angry - Really, Really Angry - by Molly Bang
Edward the Emu by Sheena Knowles	Where the Sidewalk Ends by Shel Silverstein
There Was an Old Lady Who Swallowed a Fly by Lucille Colandro	Class Two at the Zoo by Julia Jarman
Mud by Mary Lyn Ray	Full of Fall by April Pulley Sayre

Click this image to find a link with suggested read-alouds for all standards!

Camping Out With Dad

Dad and I are slept under the stars tonight. We camped out. Our view was pretty. We saw mountains and a creek. We loved this view so I could have stare hours. I just did not look away. When we were put to bed, Dad asked what I saw. I said that I was near the creek. I wanted to be close to the water when I woke up. I said I wanted to be close to the water when I woke up. I said I wanted to be close to the water when I woke up.

What do you think the mean view means?

What clues help you figure out what view means?

What do you think the word stare means?

What clues help you figure out what stare means?

What do you think the mean creek means?

What clues help you figure out what creek means?

What do you think the word near means?

What clues help you figure out what near means?

PLK.4- Lesson 1

I can ask and answer questions about unknown words.

Ask and answer questions about unknown words.

Mini-Lesson Focus: Using Picture Clues

Activities to Teach

Step 1: Teacher will create an anchor chart teaching students about unknown words in a sentence. Students will participate in a Partner-Share activity. They will sit at around the room, pair up with a partner, and share the most word (from the word bank) and show the picture. Help give a clue to the meaning of the unknown word.

Step 2: Teacher will display a picture and sentence card one at a time. Students will participate in a Partner-Share activity. They will sit at around the room, pair up with a partner, and show the most word (from the word bank) and show the picture. Help give a clue to the meaning of the unknown word.

Step 3: Students will work with partners to match the picture cards to the word cards. They will use their decoding skills and match the picture to the word. This will help their picture/unknown word association.

PLK.4- Lesson 2

I can ask and answer questions about unknown words.

Ask and answer questions about unknown words in a text.

Mini-Lesson Focus: Using Word Clues

Activities to Teach

Step 1: Teacher will write sentences on a chart using the sentence given (or display the poster) on an interactive white board. Together, the student and teacher will read each sentence one at a time. The teacher will read each sentence up at a time to make the student have a clue to the meaning of the unknown word.

Step 2: Teacher will read a fictional text from the classroom library. Throughout the book, the teacher will have students ask and answer questions about unknown vocabulary, requiring them to use picture and sentence clues.

Step 3: Teacher will read the passage aloud to the students, displaying the picture when reading. Then, the students will participate in a Partner-Share activity. They will sit around the room, pair up with a new partner, and share their answer to the questions.

PLK.4- Lesson 3

I can ask and answer questions about unknown words.

Ask and answer questions about unknown words in a text.

Mini-Lesson Focus: Questions about Unknown Words

Activities to Teach

Step 1: Students will turn and talk to answer questions with partners. The teacher will read about a sentence, then ask three questions about each sentence, one at a time. The students will work together to answer the questions.

Step 2: Teacher will read a fictional text from the classroom library. Throughout the book, the teacher will have students ask and answer questions about unknown vocabulary, requiring them to use picture and sentence clues.

Step 3: Teacher will read the passage aloud to the students, displaying the picture when reading. Then, the students will participate in a Partner-Share activity. They will sit around the room, pair up with a new partner, and share their answer to the questions.

Extra Resources

You're also provided with **passages** that will help guide instruction, as well as **small group activities** and **graphic organizers** to use with any read-aloud or independent practice text.

Name: _____

My Hen

My mom lets me have a hen. I have to do a job. I have to collect eggs. My hen will lay an egg. The hen will get it. I put it

Name: _____

My Wet Pet

The jug was full. I saw a drip. It began to leak. It leaked a lot. I

my pet dripped



Name: _____



Fix It

I broke the big box. It does not look good. It does not dad can repair it. I know he can fix it

Name: _____

Write the tough words from the story and if you know them or didn't know them.

Words From My Story

1.  2. 

Words I Knew	New Words I Didn't Know

Name: _____

Write your new word, then what it means.

My New Word

1.  2.  3. 

New Word: _____

What does the word mean? _____

Name: _____

Ben and Sven

Ben and Sven are The two boys can

Name: _____

It hops far away.

1. Illustrate the word near. 2. Illustrate the word burst.



3. How did you learn what burst meant?

4. What does the word far mean?
not close close quick

Name: _____

Write three new words from the story and illustrate.

Words I've Learned



1.  2. 

New Word	Illustration

Name: _____

Write three new words from the story and what they mean.

Words I've Learned

1.  2. 

New Word: _____

What does it mean? _____

Instructional Passages

Graphic Organizers

Extra Resources

You're also provided with **passages** that will help guide instruction, as well as **small group activities** and **graphic organizers** to use with any read-aloud or independent practice text.

Small Group Activities

Small Group Activity 1: With your teacher, read the sentence, look at the picture, and figure out the meaning of the words. RL.K.4

When Tiff tasted the sour lemon, she was disgusted. What does disgusted mean?

The bird that sat up seemed to pop out of nowhere. What does pop out of nowhere mean?

I love to lounge and lay in my chair to read a book. What does lounge mean?

Jonah has read well in a few so he is excited. What does excited mean?

I had to be soft and gentle when I fed my baby sister. What does gentle mean?

We learned to be polite and use our manners. What does polite mean?

The little boy felt like a frog. What does like a frog mean?

Small Group Activity 2: Read the mini books with your teacher. After you read each one, answer the task cards about the vocabulary words.

Bug and I

Bug likes to nap in the cup. Pug stays awake. He does not like to nap.

Now, Bug is up. Pug comes in to see.

What does the word **far** mean? How did you figure this out?

What does the word **mess** mean? How did you figure this out?

Small Group Activity 2: Read the mini books with your teacher. After you read each one, answer the task cards about the vocabulary words. RL.K.4

Ann's Pet

Her pet can climb. Her pet likes to travel. It likes to get up and down.

It always returns. The pet loves to search. It likes to nap in the house.

The pet got injured. Ann was upset. She did not want to search.

They went to the vet. The vet said he would fix the pet. Ann was happy.

Small Group Activity 2: Read the mini books with your teacher. After you read each one, answer the task cards about the vocabulary words. RL.K.4

How did you figure this out?

What does the word **return** mean? How did you figure this out?

How did you figure this out?

What does the word **injured** mean? How did you figure this out?

Small Group Activity 3: Match the picture to the vocabulary word, then use the word in a sentence. RL.K.4

climb		upset	
search		yank	
steep		bolt	
		lovely	
		wiggle	
		lazy	

Digital Additions

Two pieces of this reading unit have been converted into digital options. The passages and graphic organizers now come in Google Slides.

What you need:

- A Google Classroom account

What to do:

- Open document using links below.
- Click "make a copy". This will be your master copy.
- Make another copy to share with your students. Get the shareable link using the 'Share' button in the top right corner.

Options for sharing:

- Copy the *specific slide* you need and share it with your students.
- Share the *entire presentation* for them to fill out by a certain date or for use when they are reading independently.
- Create a folder for your students to access whichever ones they want/need.

My New Word

Word:

What does the word mean?

Graphic Organizers

©2020 Core Knowledge Foundation

This slide features a title bar with the text "My New Word" and a magnifying glass icon. Below the title bar, there is a green circle labeled "Word:" and a yellow rectangular box labeled "What does the word mean?". A blue banner with the text "Graphic Organizers" is overlaid on the bottom right of the slide.

My Wet Pet

The jug was full. I saw a drip. It began to leak. It leaked a lot. I saw my pet. Now, my pet was wet. The jug dripped on the floor.

1. What happened to the pet?
It got wet. It was sad. It got dry.

2. How did it get wet?
It took a shower. It rained. The jug leaked. What does leak mean? It dripped.

How did you learn what leak meant?

Instructional Passages

©2020 Core Knowledge Foundation

This slide features a title bar with the text "My Wet Pet". Below the title bar, there is a passage of text about a leaking jug and a wet pet. To the right of the passage, there are two numbered questions with multiple-choice options. A blue banner with the text "Instructional Passages" is overlaid on the bottom right of the slide. At the bottom left, there is a small illustration of a green frog sitting on a lily pad.

Assessment

The unit is wrapped up with a summative assessment. Within this assessment, the students are asked a few questions about the standard itself. Then, they are asked to perform tasks aligned with that standard. There are two short texts, one with multiple choice texts and one with short answer. The assessment should be read aloud to the class as they take the test. That way, they are tested on the actual skill, not their reading level.

RL.K.4

Name: _____

Unknown Words Assessment

1. What is one way to learn the meaning of a word?
▲ guess the meaning
■ use the pictures
● use the author

2. What is another way to learn the meaning of a word?
▲ use the words in the sentence
■ use the words in the title
● guess the meaning

3. The dog _____ for the pirate's food.
▲ stole
■ traded
● begged

4. Write how you know the underlined word fits in the sentence.
The boy swung his bat at the door to try to break it open.


It is Ann's first day at school. She was new. She did not have any pals yet. She felt bashful. She did not want to talk yet. Her legs trembled. She felt them shake. Her mom told her to be brave.

5. What does the word *bashful* mean?

6. How did the picture help you determine this?

7. What does the word *tremble* mean?

8. Which word in the story helps you know the meaning of *tremble*?



RL.K.4

Name: _____

Unknown Words Assessment

1. What is one way to learn the meaning of a word?
▲ guess the meaning
■ use the pictures
● use the author

2. What is another way to learn the meaning of a word?
▲ use the words in the sentence
■ use the words in the title
● guess the meaning

3. The dog _____ for the pirate's food.
▲ stole
■ traded
● begged

4. Write how you know the underlined word fits in the sentence.
The boy swung his bat at the door to try to break it open.


It is Ann's first day at school. She was new. She did not have any pals yet. She felt bashful. She did not want to talk yet. Her legs trembled. She felt them shake. Her mom told her to be brave.

5. What does the word *bashful* mean?

6. How did the picture help you determine this?
The picture shows her looking nervous and shy. (Answers may vary)

7. What does the word *tremble* mean?
Shake, shiver (Answers may vary)

8. Which word in the story helps you know the meaning of *tremble*?
'She felt them shake.'



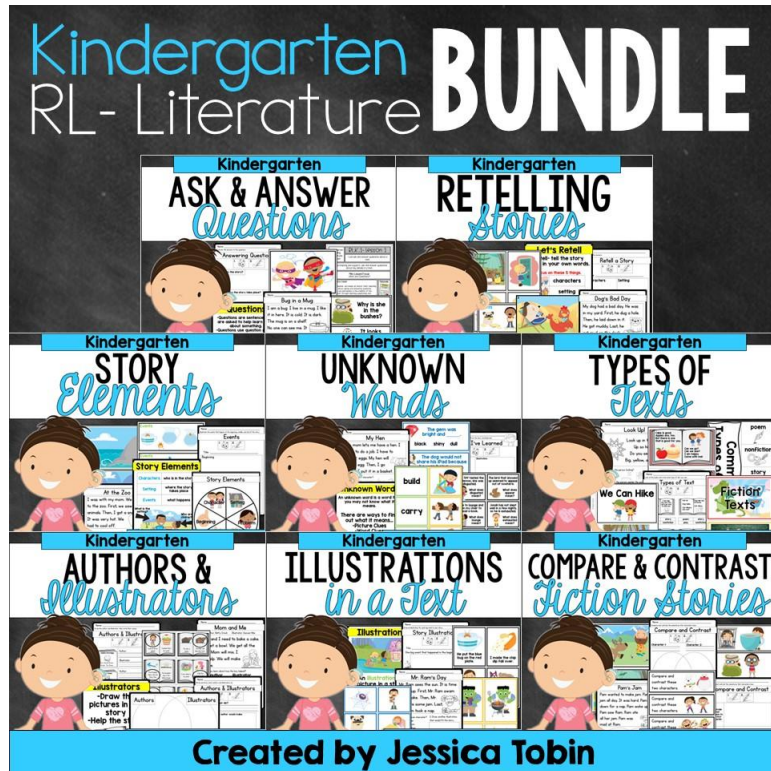
Key Provided for Assessment

Bundle Opportunities

If this layout looks ideal for your classroom, and you know you'll be needing resources like this for **all** standards included in Common Core, check out the bundles that save you money!

Literature Domain

All 6 ELA Domains



Kindergarten BUNDLE
RL- Literature

Kindergarten **ASK & ANSWER Questions**
Kindergarten **RETELLING Stories**

Kindergarten **STORY Elements**
Kindergarten **UNKNOWN Words**
Kindergarten **TYPES OF Texts**

Kindergarten **AUTHORS & Illustrators**
Kindergarten **ILLUSTRATIONS in a Text**
Kindergarten **COMPARE & CONTRAST Fiction Stories**

Created by Jessica Tobin

-or-



ALL-YEAR ELA
Kindergarten

Kindergarten **Common Core WRITING BUNDLE**
Kindergarten **FOUNDATIONAL SKILLS RF.K BUNDLE**
Kindergarten **BUNDLE RI- Informational**
Kindergarten **BUNDLE RL- Literature**
Kindergarten **BUNDLE L- Language**

Created by Jessica Tobin