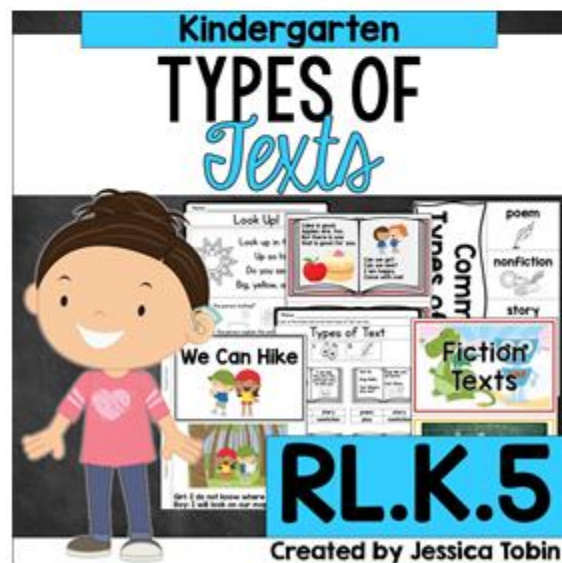


RL.K.5

This ELA unit provides resources to use while teaching the standard **RL.K.5**, which states that students will be able to...
"Recognize common types of texts (e.g., storybooks, poems)."



Using This Unit

Let's look at the structure of this unit.

Lessons

- There are 2 mini lessons in this unit. Each mini lesson will likely take more than one day to complete, so you can break them up over the course of one to three days. It all depends on how much time you have for your reading block. I suggest at least 10-15 minutes for your daily lesson, then 15-20 minutes+ for practice time. Putting your mini lessons together may take between one to two weeks.

Graphic Organizers

- These can be used throughout the unit as you see fit. You can use them with your lessons if you need more or use them within your independent reading time.

Reading Passages

- These can be used throughout the unit as you see fit, too. They can be used during partner reading time, independent reading time, or a continuation of a mini lesson you think they need more time with.

Small Group Activities

- These hands-on centers and activities are to be used during small group. The content is to be read aloud to students and guided through the steps in the activities.

Assessment

- There is one 3-page assessment included at the end of this unit. When you're finished teaching your two week unit, use this assessment with your students. Answer key is included.

©Tobin Oct. 2018

Mini Lessons

There are two mini lessons within this unit. They may take between 4 to 7 days to complete, depending on how long your ELA block is. Activities range from group work, partner activities, whole group lessons, and independent activities.

Kindergarten Reading: Literature Lesson

RL.K.5- Lesson 1

I can recognize different types of texts.

Recognize common types of texts (e.g., storybooks, poems).

Mini-Lesson 1 Focus:
Fiction Vs. Nonfiction

Activities to Teach:
Step 1: Teacher will create anchor charts teaching students about fiction and nonfiction texts. Students can participate in the creation of the anchor charts through teaching questioning and discussion, or teacher can display mini posters and discuss.
Step 2: Teacher will lay out around 50 books from the classroom library. Each student will be in charge of finding one fiction and one nonfiction title from the pile. They will need to flip through the pages to ensure that it is fiction or nonfiction.

Types of Text

Fiction- made up stories
Nonfiction- real facts and information

Fiction	Nonfiction
-picture book	-informational passage
-poem	-magazine article
-play	-recipe
-folk tale	-menu
-fable	-biography
-fairy tale	-website
-chapter book	

Fiction

Not real
Tells a story

Nonfiction

Gives facts
Tells about one topic

Fiction Texts

Kindergarten Reading: Literature Lesson

RL.K.5- Lesson 2

I can recognize different types of stories.

Recognize common types of texts (e.g., storybooks, poems).

Mini-Lesson 2 Focus:
A Closer Look at Common Types of Text

Activities to Teach:
Step 1: Teacher will display the common types of texts and discuss characteristics of each one. Showing a real example from the classroom library is suggested, too. Students will turn and talk after each picture card and discuss one feature for each type of text.
Step 2: Teacher will read an excerpt from different types of texts. Students will participate in a Mix-and-Match activity. They will mix up around the room, pair up with a new partner, and share what they read. They will then think the excerpt is from and why.
Step 3: Teacher will write about four common types of text.

picture book

chapter book

folk tale

fable

magazine article

newspaper article

poem

play

fairy tale

nonfiction passage

website

biography

**It will rain
It will pour
I like rain
I hope we get**

Is this a play, a story, a poem, or a text? Explain.

**Pig: I like this milk
Kid: You have to get milk
Pig: But I like milk
Kid: Let's go!**

Is this a play, a story, a poem, or a text? Explain.

**Goldilocks climbed
Mama Bear's bed
It was way too hard
for her. She didn't like it.**

Is this a play, a story, a poem, or a text? Explain.

**Bats are mammals
They have fur on their body. They can fly.**

Is this a play, a story, a poem, or a text? Explain.

Common Types of Text

poem

nonfiction

story

play

Extra Resources

You're also provided with **passages** that will help guide instruction, as well as **small group activities** and **graphic organizers** to use with any read-aloud or independent practice text.

The collage features several worksheets:

- Look at Me!**: A worksheet with a sun illustration and a dialogue between Jen and Hen.
- Pat's Mug**: A worksheet with a dialogue between Bug and Pat about a mug.
- Fiction or Nonfiction**: A worksheet with two columns for 'Fiction Books' and 'Nonfiction' and a section for 'Illustrate your favorite part.'
- Types of Text**: A worksheet with a section for 'Illustrate your favorite part, then write your answer.'
- Tuck Me In**: A worksheet with a dialogue between a parent and a child about bedtime.
- All About Pets**: A worksheet with a section for 'Illustrate your favorite part, then write your answer.'
- The Big Pig**: A worksheet with a section for 'Illustrate your favorite part, then write your answer.'
- All About Jets**: A worksheet with a section for 'Illustrate your favorite part, then write your answer.'
- Fiction or Nonfiction**: A worksheet with a section for 'Illustrate your favorite part, then write your answer.'
- Types of Text**: A worksheet with a section for 'Illustrate your favorite part, then write your answer.'

Two large blue callout boxes are overlaid on the collage:

- Instructional Passages**
- Graphic Organizers**

Extra Resources

You're also provided with **passages** that will help guide instruction, as well as **small group activities** and **graphic organizers** to use with any read-aloud or independent practice text.

Small Group Activity 1: Let the teacher read aloud the explanation to you, then match the text type.

RLK.5

poem

play

picture

nonfiction passage

folk tale

fairy tale

chapter book

We Can H

Girl: Can I see the map?

Boy: Here! Look at this.

What kind of text is this story?

How do you know what type of text it is?

What is one problem the kids run into?

What is the setting of the story?

Small Group Activity 2: Read the mini book with your group, then answer your teacher's task card questions.

RLK.5

All About Fish

Fish have gills. They use them to breathe. The water goes in and out of them.

Fish can be big. A big shark. Fish can be small. A snail is a clownfish.

Fish can swim to the top of the water. Fish can swim to the ocean floor. There is sand.

Fish have fins. They use the fins to swim. They swim in the water.

What kind of text is this story?

What is one fact you learned about fish?

How do you know what type of text it is?

What new word did you learn?

Small Group Activity 3: Read the books with your teacher, then determine what type of text it is.

RLK.5

Cake is good. Apples are, too. But there is one that is good for you.

Can we go? Can we see? I am happy. Come with me!

I want to help cook. Mom said I can help. She let me pick out the pot. She let me put the stuff in the pot. She let me mix it up. Then, she put it on the stove. She made it get hot.

Beds We go to sleep at night. We use a bed to go to sleep. We feel good in the bed. A bed can be big. A bed can be little. A cot is a bed. We can sleep in a cot. It is little. Some use it when they camp.

©Tobin, 2018

Digital Additions

Two pieces of this reading unit have been converted into digital options. The passages and graphic organizers now come in Google Slides.

What you need:

- A Google Classroom account

What to do:

- Open document using links below.
- Click "make a copy". This will be your master copy.
- Make another copy to share with your students. Get the shareable link using the 'Share' button in the top right corner.

Options for sharing:

- Copy the *specific slide* you need and share it with your students.
- Share the *entire presentation* for them to fill out by a certain date or for use when they are reading independently.
- Create a folder for your students to access whichever ones they want/need.

Fiction or Nonfiction

Title

Author

Circle. ☐ Fiction ☐ Nonfiction


Explain one reason

Graphic Organizers

©Teresa Tobin Elementary Net

All About Pets

Pets are fun. They are good to have. They make you happy. Some are cats. Some are dogs. Pets live in your house or .

1. Circle the pets. 

2. Why are pets good to have?

3. How do you know what type of text it is?

Instructional Passages

©Teresa Tobin Elementary Net

Assessment

The unit is wrapped up with a summative assessment. Within this assessment, the students are asked a few questions about the standard itself. Then, they are asked to perform tasks aligned with that standard. There are two short texts, one with multiple choice texts and one with short answer. The assessment should be read aloud to the class as they take the test. That way, they are tested on the actual skill, not their reading level.

Name: _____ RL.K.5

Text Types Assessment


1. What type of text tells made-up stories?
▲ ☐ folk tales
■ ☐ magazine articles
● ☐ recipes

2. What types of text uses real facts?
▲ ☐ nonfiction
■ ☐ fiction
● ☐ plays

3. What is NOT a type of text?
▲ ☐ poem
■ ☐ story
● ☐ couch

4. How do you know that this is a play? Explain.
Girl: Will you go run with me?
Boy: I do not want to run.
Girl: Okay. I will run by myself.

5. Here is my bun. I can not wait.
That I want to eat. To eat this treat.
It looks so good, Because a warm bun
So warm and sweet, just can't be beat.



6. What is one word to describe the cinnamon bun?
.....

7. How does this person feel about the cinnamon bun?
.....

8. What kind of text is this?
.....

9. How did you know what kind of text this was?
.....

Name: _____ RL.K.5

Text Types Assessment KEY


1. What type of texts tell made-up stories?
▲ ☒ fictional stories
■ ☐ magazine articles
● ☐ recipes

2. What types of texts use real facts?
▲ ☒ nonfiction
■ ☐ fiction
● ☐ plays

3. What is NOT a type of text?
▲ ☒ poem
■ ☐ story
● ☐ couch

4. How do you know that this is a play? Explain.
Girl: Will you go run with me?
Boy: I do not want to run.
Girl: Okay. I will run by myself.

5. Here is my bun. I can not wait.
That I want to eat. To eat this treat.
It looks so good, Because a warm bun
So warm and sweet, just can't be beat.



6. What is one word to describe the cinnamon bun?
.....

7. How does this person feel about the cinnamon bun?
.....

8. What kind of text is this?
.....

9. How did you know what kind of text this was?
.....

It shows the character's lines. It shows talking. (Either option is acceptable. Answers may vary.)

**7. What kind of text is this?
Poetry/poem**

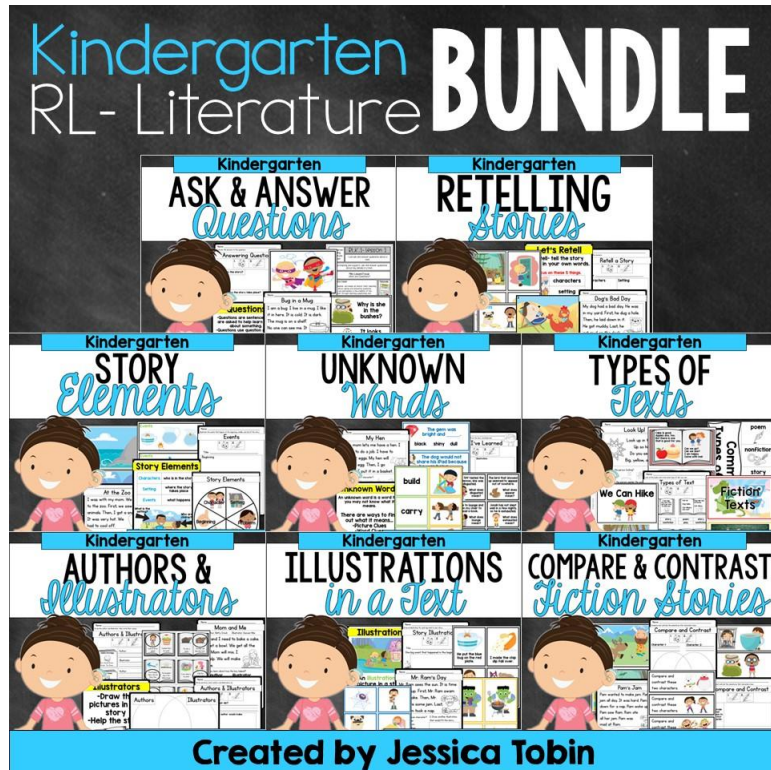
**8. How did you know what kind of text this was?
Rhyming words, short lines, or follow a beat (Any of these can be accepted)**

Key Provided for Assessment

Bundle Opportunities

If this layout looks ideal for your classroom, and you know you'll be needing resources like this for **all** standards included in Common Core, check out the bundles that save you money!

Literature Domain



Kindergarten BUNDLE
RL- Literature

This bundle includes 10 worksheets for Kindergarten Literature:

- Kindergarten ASK & ANSWER Questions
- Kindergarten RETELLING Stories
- Kindergarten STORY Elements
- Kindergarten UNKNOWN Words
- Kindergarten TYPES OF Texts
- Kindergarten AUTHORS & Illustrators
- Kindergarten ILLUSTRATIONS in a Text
- Kindergarten COMPARE & CONTRAST Fiction Stories

Created by Jessica Tobin

-or-

All 6 ELA Domains



ALL-YEAR ELA Kindergarten

This bundle includes 10 worksheets for Kindergarten ELA:

- Kindergarten Common Core WRITING BUNDLE
- Kindergarten FOUNDATIONAL SKILLS RF.K BUNDLE
- Kindergarten BUNDLE RI- Informational
- Kindergarten BUNDLE RL- Literature
- Kindergarten BUNDLE L- Language

Created by Jessica Tobin