

RL.K.9

This ELA unit provides resources to use while teaching the standard **RL.K.9**, which states that students will be able to...

"With prompting and support, compare and contrast the adventures and experiences of characters in familiar stories."



Using This Unit

Let's look at the structure of this unit.

Lessons

- There are 3 mini lessons in this unit. Each mini lesson will likely take more than one day to complete, so you can break them up over the course of one to three days. It all depends on how much time you have for your reading block. I suggest at least 10-15 minutes for your daily lesson, then 15-20 minutes+ for practice time. Putting your mini lessons together may take between one to two weeks.

Graphic Organizers

- These can be used throughout the unit as you see fit. You can use them with your lessons if you need more or use them within your independent reading time.

Reading Passages

- These can be used throughout the unit as you see fit, too. They can be used during partner reading time, independent reading time, or a continuation of a mini lesson you think they need more time with.

Small Group Activities

- These hands-on centers and activities are to be used during small group. The content is to be read aloud to students and guided through the steps in the activities.

Assessment

- There is one 3-page assessment included at the end of this unit. When you're finished teaching your two week unit, use this assessment with your students. Answer key is included.

©Tobin, Oct. 2018

Mini Lessons

There are three mini lessons within this unit. They may take between 5 to 10 days to complete, depending on how long your ELA block is. Activities range from group work, partner activities, whole group lessons, and independent activities.

Kindergarten Reading: Literature Lesson
RL.K.9- Lesson 1
I can compare and contrast what happens to a character in a story.

With prompting and support, compare and contrast the adventures and experiences of characters in familiar stories.

Mini-Lesson Focus:
How to Compare & Contrast

Activities to Teach:
Step 1: Students will work with their activity. They will write their response to the compare and contrast chart on the back of the anchor chart through questioning and discussion or display their poster and discuss.

Compare & Contrast
When you compare and contrast in reading, you are looking for things that are the **same** and things that are **different**.

Kindergarten Reading: Literature Lesson
RL.K.9- Lesson 2
I can compare and contrast what happens to a character in a story.

With prompting and support, compare and contrast the adventures and experiences of characters in familiar stories.

Mini-Lesson Focus:
Comparing Character Adventures Within One Story

Activities to Teach:
Step 1: Students will choose a pet from the list of familiar fractured fairy tales. Teacher will read about one of the stories, having students turn and talk about character experiences and adventures throughout the stories.

Suggested Read Alouds:
Kindergarten FOCUS: COMPARE & CONTRAST

Miss Nelson is Missing! by James Marshall	Tops and Bottoms by Janet Stevens
The Tortoise and the Hare by Janet Stevens	The Ant and the Grasshopper (any version)
Honesty, Red Riding Hood Was Rotten! by Trisha Shaskan	The Three Ninja Pigs by Corey Schwartz
The Little Red Elf by Barbara McGrath	Goldilocks and the Three Bears by Corey Schwartz

Compare and Contrast Experience

Emu & Flamingo
Emu and Flamingo were two birds of the zoo. Every day, they got great food. They got to see the kids visiting them. The only problem was that Emu and Flamingo looked very different. Every day, Emu heard the kids say Flamingo was. But Emu felt that about her, Flamingo pink and Emu's feathers.

Traditional Goldilocks and the Three Bears
BOTH
Version 2:

Fractured Goldilocks

Believe Me, Goldilocks Rock! by Nancy Loewen	Goldie and the Three Hares by Margie Palatini
Goldilocks and the Three Bears by Corey Rosen Schwartz	Somebody and the Three Bears by Marilyn Tolhurst
Goldilocks and the Three Dinosaurs by Mo Willems	Goldilocks and the Three Bears by Erica S. Perl

Compare & Contrast Goldilocks
Illustrate a similar event from both stories.
Write about the similarities.
Illustrate a different event from both stories.
Write about the differences.

Kindergarten Reading: Literature Lesson
RL.K.9- Lesson 3
I can compare and contrast what happens to a character in a story.

With prompting and support, compare and contrast the adventures and experiences of characters in familiar stories.

Mini-Lesson Focus:
Comparing Character Experiences in 2 or More Stories

Activities to Teach:
Step 1: Students will work as a whole group to create a comparison chart. They will use Post-it notes to write events that happened in the last stories (and in both). Each heading (version 1, version 2, both) needs to have two Post-it notes under each with comparison events.
Step 2: Students will then illustrate and write one similarity from the two stories and one difference from the two stories.

There once lived three bears in a cottage in the forest. Mama Bear fixed porridge for the three of them. They took a walk before eating the porridge.

Also in the forest was a little girl named Goldilocks. She was taking a walk. On her walk, she found an empty house. Goldilocks wanted to look inside. She walked through the front door.

Then, Goldilocks walked into the next room. She found three chairs. The biggest chair was much too big for her. The second chair was just right. The third chair was her size and just right.

As soon as she settled in, the chair broke!

Goldilocks was tired. She walked upstairs to bed. She saw three beds. The first bed was much too big and too hard. The second bed was just too soft. The third bed was just right, so she tucked herself in and fell asleep.

She found three bowls of porridge. She tried the first bowl and it was too hot. She tried the second, but it was too cold. She tried the third bowl and it was just right.

©Tobin, 2018

Extra Resources

You're also provided with **passages** that will help guide instruction, as well as **small group activities** and **graphic organizers** to use with any read-aloud or independent practice text.

Turkey Pals
Name: _____
Ted and Fred are turkeys. Today is a cold day. Ted eats pie in the house. Fred hops and jumps in the yard. Ted is warm. Fred is cold. It is _____
What does Fred do?

Sal and Mal
Name: _____
Sal and Mal are sisters. They go to the park. Sal sees a bird in a tall tree. Mal can not see it. She is too small.

Pug and Lug
Name: _____
Pug and Lug are dog pals. They are bad. Pug saw a pad. Pug ate the pad. Pug made a mess. Lug saw the mess. Lug wanted the bug. So, Lug dug in the mud. Lug found the bug.

Pam's Jam
Name: _____
Pam wanted to make jam all day. It was hard. Pam was down for a nap. Pam was _____

Our Hike
Name: _____
Mac and Zac went on a hike. They did not know where to go. Mac had a map. This will help them. Mac does not help.

Compare and Contrast
Name: _____
Compare and contrast the adventures that characters have.
1. _____ 2. _____
Character 1: _____ Character 2: _____
Compare adventures. (similarities)

Compare and Contrast
Name: _____
Compare and contrast the adventures that characters have.
1. _____ 2. _____
Character 1: _____ Character 2: _____
How are these adventures similar?
How are these adventures different?

Compare and Contrast
Name: _____
Compare and contrast the adventures that characters have.
1. _____ 2. _____
Character 1: _____ Character 2: _____
How are these adventures similar?
How are these adventures different?

Compare and Contrast
Name: _____
Compare and contrast the adventures that characters have.
1. _____ 2. _____
Character 1: _____ Character 2: _____
How are these adventures similar?
How are these adventures different?

Instructional Passages

Graphic Organizers

Extra Resources

You're also provided with **passages that will help guide instruction, as well as **small group activities** and **graphic organizers** to use with any read-aloud or independent practice text.**

Small Group Activity 1: Look at the story picture cards one at a time. Compare and contrast what is happening to the characters.

Small Group Activity 2: Listen to your teacher's story. Then, as a small group, compare and contrast the characters in the story.

Country Mouse and City Mouse

There once lived two mice friends, Country Mouse and City Mouse. Although the two mice were the best of friends, they lived in quite different areas. Country Mouse lived far out in the country where it was quiet, but calm. City Mouse lived in the city where it was busy and loud. They both loved where they lived for several different reasons. One day, City Mouse visited Country Mouse for a nice afternoon of bread and cheese. City Mouse was not content with these two simple foods. City Mouse found food everywhere in the city.

Small Group Activity 3: Read the two mini books, then answer the task card questions.

Gingerbread Man

Gingerbread Man hops off pan. Grandma and Grandpa get him.

Small Group Activity 3: Read the two mini books, then answer the task card questions.

Get The Dog

Dog saw some food. He wants it. Dog gets the food. Dog runs.

Chef sees Dog. Chef says, "Run! So, he yells, 'dog!'".

Turkey sees Chef and wants to help. So, Turkey goes to get Dog.

Crab sees Chef and wants to help. So, Crab goes to get Dog.

How were the characters' adventures similar?	How were the characters' adventures different?
What other similarities did you see or read in the stories?	What other differences did you see or read in the stories?

Small Group Activity 3: Read the two mini books, then answer the task card questions.

Crab jabs Dog. Dog drops the food. Chef is happy!

©Tobin 2018

Digital Additions

Two pieces of this reading unit have been converted into digital options. The passages and graphic organizers now come in Google Slides.

What you need:

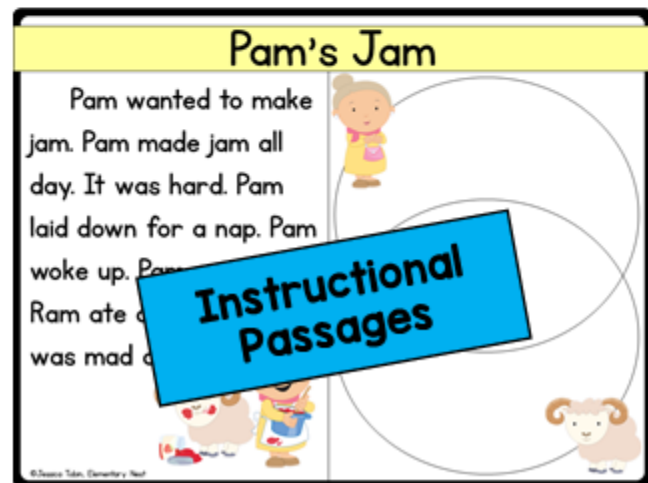
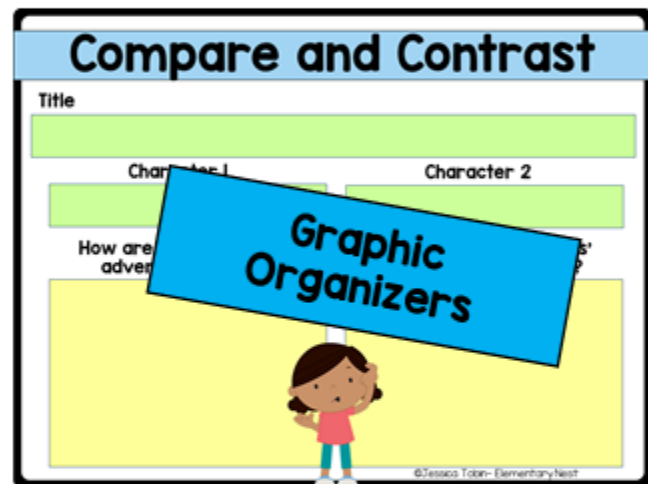
- A Google Classroom account

What to do:

- Open document using links below.
- Click "make a copy". This will be your master copy.
- Make another copy to share with your students. Get the shareable link using the 'Share' button in the top right corner.

Options for sharing:

- Copy the *specific slide* you need and share it with your students.
- Share the *entire presentation* for them to fill out by a certain date or for use when they are reading independently.
- Create a folder for your students to access whichever ones they want/need.



Assessment

The unit is wrapped up with a summative assessment. Within this assessment, the students are asked a few questions about the standard itself. Then, they are asked to perform tasks aligned with that standard. There are two short texts, one with multiple choice texts and one with short answer. The assessment should be read aloud to the class as they take the test. That way, they are tested on the actual skill, not their reading level.


Name: _____ RL.K.9

Compare & Contrast Assessment

- What does it mean to compare?
▲ ☐ find the similarities
■ ☐ find the differences
● ☐ find the author and illustrator
- What does it mean to contrast?
▲ ☐ find the characters
■ ☐ find the similarities
● ☐ find the differences
- What is the main difference between the two characters in the picture to the right?
▲ ☐ They're both pigs.
■ ☐ There is no difference.
● ☐ One has straw, one has sticks.
- What is one similarity between the adventures of the two kids to the right?

©Tobin, Oct 2018

Jen and Ben want to make a snowman.
Ben said he will make all the big snow balls. Jen said she will make all the little snow balls. Ben has to roll a lot. Jen has to pat a lot.



Jen	Both	Ben
5. _____	6. _____	7. _____
_____	_____	_____
_____	_____	_____
_____	_____	_____
_____	_____	_____

8. What are Jen and Ben working together to make?

©Tobin, Oct 2018

Name: _____


Compare & Contrast Assessment

- What does it mean to compare?
▲ ☒ find the similarities
■ ☐ find the differences
● ☐ find the author and illustrator
- What does it mean to contrast?
▲ ☐ find the characters
■ ☐ find the similarities
● ☒ find the differences
- What is the main difference between the two characters in the picture to the right?
▲ ☐ They're both pigs.
■ ☐ There is no difference.
● ☒ One has straw, one has sticks.
- What is one similarity between the adventures of the two kids to the right?

Answers will vary--
-fun in snow
-winter sports
-riding

©Tobin, Oct 2018

Jen and Ben want to make a snowman.
Ben said he will make all the big snow balls. Jen said she will make all the little snow balls. Ben has to roll a lot. Jen has to pat a lot.



Jen	Both	Ben
5. _____	6. _____	7. _____
_____	_____	_____
_____	_____	_____
_____	_____	_____
_____	_____	_____

8. What are Jen and Ben working together to make?

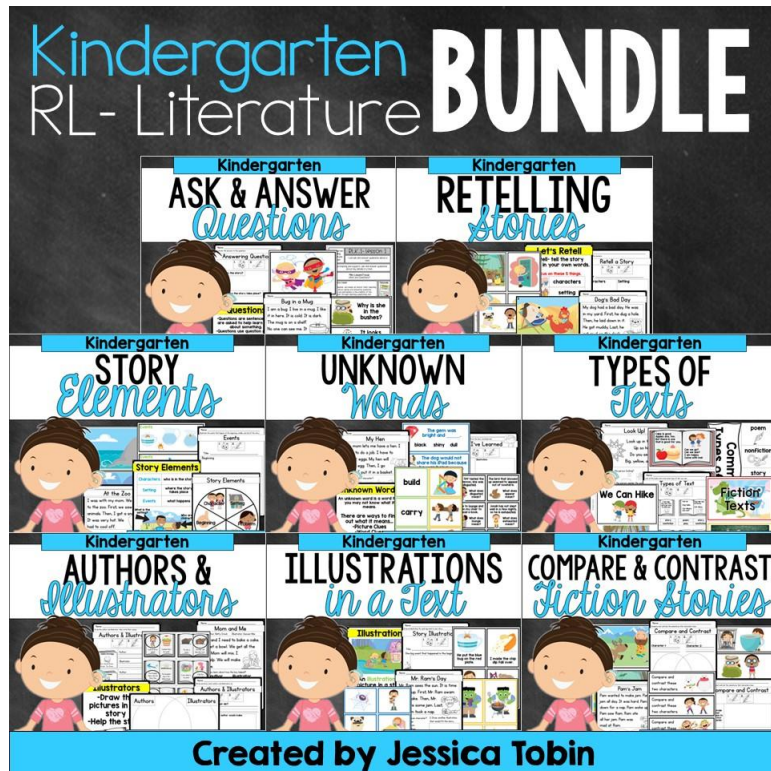
Answers will vary--
-making a snowman
-working with snow
-rolls the snow balls

©Tobin, Oct 2018

Bundle Opportunities

If this layout looks ideal for your classroom, and you know you'll be needing resources like this for **all** standards included in Common Core, check out the bundles that save you money!

Literature Domain



Kindergarten BUNDLE
RL- Literature

This bundle includes 10 resources for Kindergarten Literature:

- Kindergarten ASK & ANSWER Questions
- Kindergarten RETELLING Stories
- Kindergarten STORY Elements
- Kindergarten UNKNOWN Words
- Kindergarten TYPES OF Texts
- Kindergarten AUTHORS & Illustrators
- Kindergarten ILLUSTRATIONS in a Text
- Kindergarten COMPARE & CONTRAST Fiction Stories

Created by Jessica Tobin

-or-

All 6 ELA Domains



ALL-YEAR ELA Kindergarten

This bundle includes 10 resources for Kindergarten ELA:

- Kindergarten Common Core WRITING BUNDLE
- Kindergarten FOUNDATIONAL SKILLS RF.K BUNDLE
- Kindergarten BUNDLE RI- Informational
- Kindergarten BUNDLE RL- Literature
- Kindergarten BUNDLE L- Language

Created by Jessica Tobin