

RL.1.2

This ELA unit provides resources to use while teaching the standard **RL.1.2**, which states that students will be able to **"Retell stories, including key details, and demonstrate understanding of their central message or lesson."**



Using This Unit

Let's look at the structure of this unit.

Lessons

- There are 3 mini lessons in this unit. Each mini lessons will likely take more than one day to complete, so you can break them up over the course of one to three days. It all depends on how much time you have for your reading block. I suggest at least 10-15 minutes for your daily lesson, then 15-20 minutes+ for practice time. Putting your mini lessons together may take between one to two weeks.

Graphic Organizers

- These can be used throughout the unit as you see fit. You can use them with your lessons if you need more or use them within your independent reading time.

Reading Passages

- These can be use throughout the unit as you see fit, too. They can be used during partner reading time, independent reading time, or a continuation of a mini lesson you think they need more time with.

Task Cards & Interactive Notebook Pieces

- Use each of these resources as you see fit. If you do centers or hands-on learning time, include these pieces within the centers for extended practice.

Assessment

- There is one 3-page assessment included at the end of this unit. When you're finished teaching your two week unit, use this assessment with your students. Answer key is included.


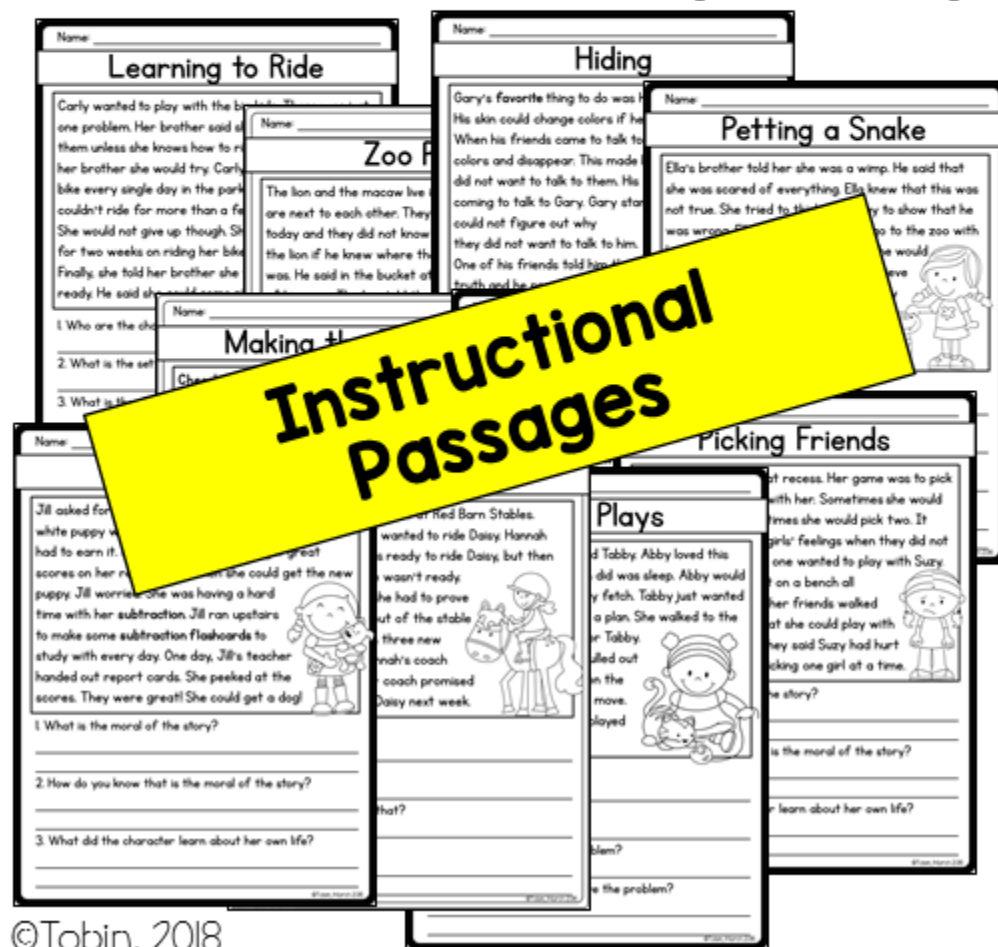
Mini Lessons

There are three mini lessons within this unit. They may take between 5 to 10 days to complete, depending on how long your ELA block is. Activities range from group work, partner activities, whole group lessons, and independent activities.

[illegible]

Extra Resources

You're also provided with **passages** that will help guide instruction, as well as **graphic organizers**, **task cards**, and **interactive notebook templates** to use with any read-aloud or independent practice text.



Extra Resources

You're also provided with **passages** that will help guide instruction, as well as **graphic organizers**, **task cards**, and **interactive notebook templates** to use with any read-aloud or independent practice text.



Graphic Organizers



Interactive Notebook Templates

Digital Additions

Two pieces of this reading unit have been converted into digital options. The passages and graphic organizers now come in Google Slides.

What you need:

- A Google Classroom account

What to do:


- Open document using links below.
- Click "make a copy". This will be your master copy.
- Make another copy to share with your students. Get the shareable link using the 'Share' button in the top right corner.

Options for sharing:

- Copy the *specific slide* you need and share it with your students.
- Share the *entire presentation* for them to fill out by a certain date or for use when they are reading independently.
- Create a folder for your students to access whichever ones they want/need.


Retell a Story	
Title	Author
Who are the main characters?	What is the setting?
What happens in the beginning?	What happens in the middle?
What happens in the end?	What happens at the end?

Graphic Organizers



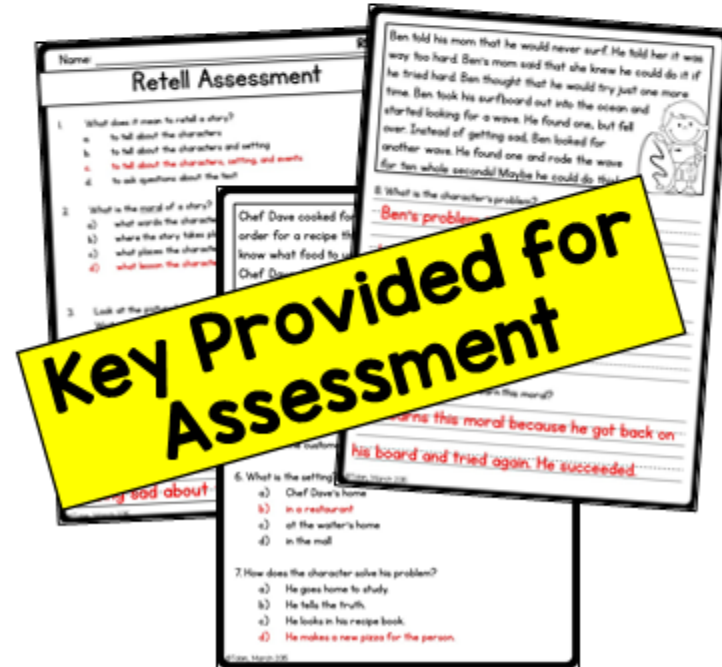
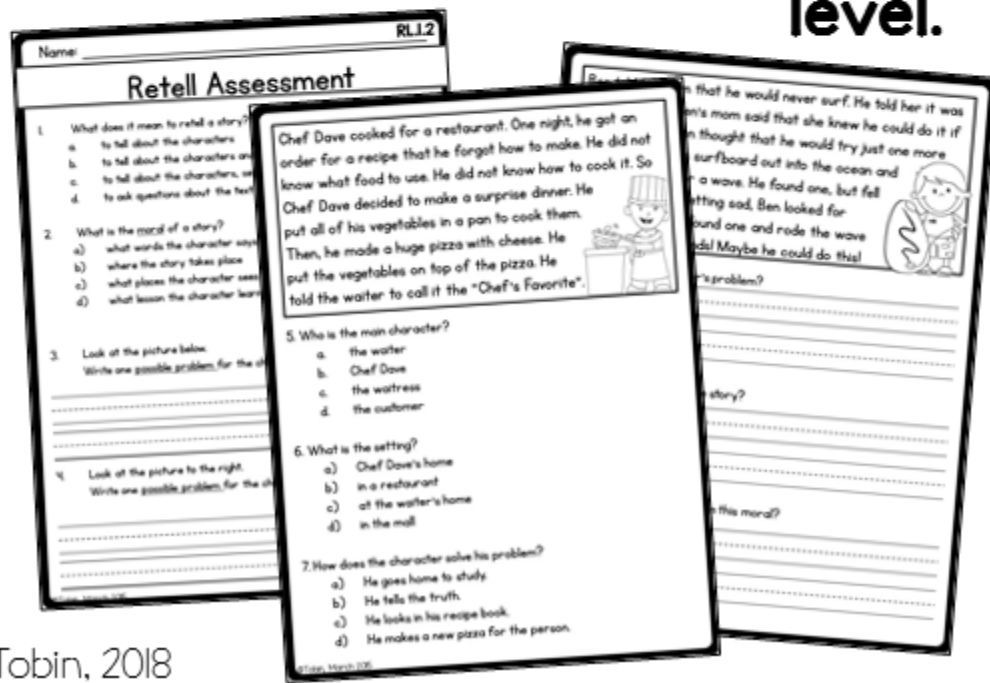
Not Ready!	
Ms. Smith was teaching her kids about addition. They were learning how to add numbers. Scott did not know how to do this very well. He did not want to tell his teacher. He thought she would say he was not listening. Scott told his mom he was not listening. She told him to listen. Scott said okay. He told his teacher his secret. She said that he did not understand how to add. Ms. Smith said she was so happy he told her and she would help him after school.	1. Who are the characters? 2. What is the setting? 3. How does the character solve the problem?

Instructional Passages



Assessment

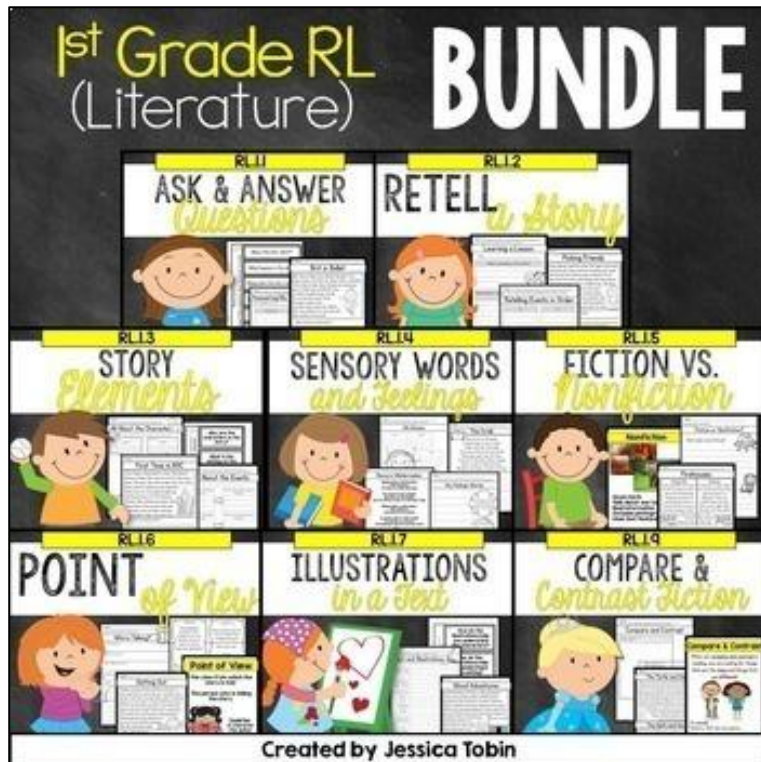
The unit is wrapped up with a summative assessment. Within this assessment, the students are asked a few questions about the standard itself. Then, they are asked to perform tasks aligned with that standard. There are two short texts, one with multiple choice texts and one with short answer. In the beginning and middle of the year, I **suggest** reading the assessment aloud to the class as they take the test. That way, they are tested on the actual skill, not their reading level.



Bundle Opportunities

If this layout looks ideal for your classroom, and you know you'll be needing resources like this for **all** standards included in Common Core, check out the bundles that save you money!

Literature Domain



-or-

All 6 ELA Domains

