


RL.1.5

This ELA unit provides resources to use while teaching the standard **RL.1.5**, which states that students will be able to

"Explain major differences between books that tell stories and books that give information, drawing on a wide reading of a range of text types."



Using This Unit

Let's look at the structure of this unit.

Lessons

- There are 3 mini lessons in this unit. Each mini lesson will likely take more than one day to complete, so you can break them up over the course of one to three days. It all depends on how much time you have for your reading block. I suggest at least 10-15 minutes for your daily lesson, then 15-20 minutes+ for practice time. Putting your mini lessons together may take between one to two weeks.

Graphic Organizers

- These can be used throughout the unit as you see fit. You can use them with your lessons if you need more or use them within your independent reading time.

Reading Passages

- These can be used throughout the unit as you see fit, too. They can be used during partner reading time, independent reading time, or a continuation of a mini lesson you think they need more time with.

Task Cards & Interactive Notebook Pieces

- Use each of these resources as you see fit. If you do centers or hands-on learning time, include these pieces within the centers for extended practice.

Assessment

- There is one 3-page assessment included at the end of this unit. When you're finished teaching your two week unit, use this assessment with your students. Answer key is included.

Mini Lessons

There are three mini lessons within this unit. They may take between 5 to 10 days to complete, depending on how long your ELA block is. Activities range from group work, partner activities, whole group lessons, and independent activities.

1st Grade Reading: Literature Lesson

RL.1.5- lesson 1

I can explain the difference between books and nonfiction.

Explain major differences between books and books that give information, drawing a range of text types.

Mini Lesson Focus: Fiction and Nonfiction Book


Activities to Teach:

Step 1: Teacher will create an anchor chart to teach students about fiction and nonfiction texts. Students can participate in the creation of the anchor chart through teaching questioning and discussion. Or display mini posters and discuss.


Step 2: Teacher will lay out around 50 books in the classroom library. Each student will be charged with finding one fiction and one nonfiction from the pile. They will need to flip through pages to ensure its fiction or nonfiction.

Step 3: For the glue activity.

Nonfiction



Fiction



1st Grade Reading: Literature Lesson

RL.1.5- lesson 2

I can explain the difference between books and nonfiction.

Explain major differences between books and books that give information, drawing a range of text types.

Mini Lesson Focus: Fiction vs. Nonfiction

Activities to Teach:

Step 1: Teacher will create a t-chart of a piece of chart paper or whiteboard. Teacher will read out qualities of each type of genre. Students will determine which part of the t-chart each quality go. Teacher will glue or place the quality card and students discuss why.

Step 2: Students will Mix-Pair-Share around the room for three rounds. For each round, students and share on texts.

Has a main character	Has a setting
Tells a story	Has a problem and solution
Follows a	

1st Grade Reading: Literature Lesson

RL.1.5- lesson 3

I can explain the difference between books and nonfiction.

Explain major differences between books and books that give information, drawing a range of text types.

Mini Lesson Focus: Fiction and Nonfiction Titles

Activities to Teach:

Step 1: Students work in groups of three or four. The book title sort activity. They will use two pieces of construction paper or printer paper to glue their results. They must sort book titles into the correct category.

Step 2: Then, the groups will work together to choose one title off of each list and write how it determined whether it was fiction or nonfiction.

Step 3: Groups will present their reasoning to a least one other group to describe how their title likely fiction or nonfiction.

Fictional Titles

Nonfiction Titles

All About Walruses	Jess and D Tales of Imaginal Adventu
The Truth Behind Electricity	Hank and Harry: The Horses of Green Farm

What's in the Solar System?

Our Disaster Family Vacation

How Do Magnets Work?

The History of the American Flag

All About Mammals

Book Title:

Our book is _____

We know this because...

• _____

• _____

• _____

Cut and Sort

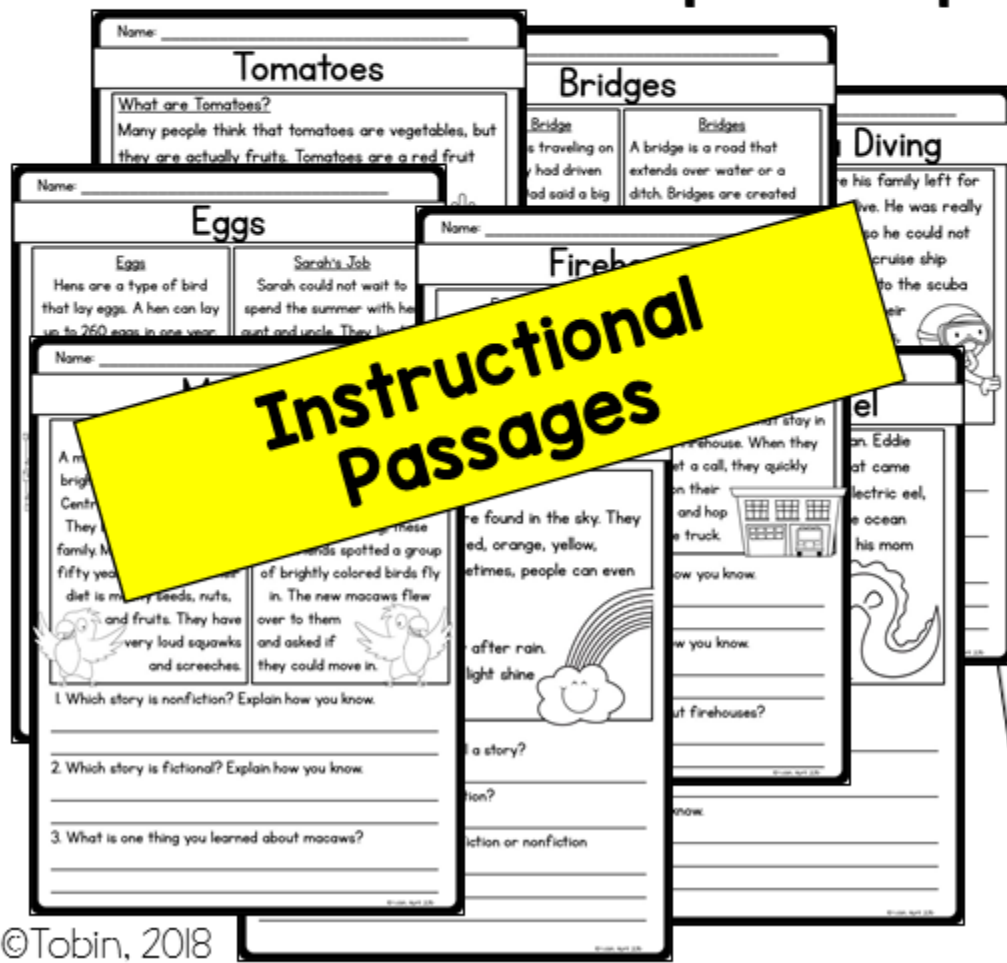
These are qualities of fictional stories.

Gives facts	Tells a story
Is not real	Has characters
Does not have to go in order	Gives real information
Story goes in order	Teaches about one topics
Gives facts	Tells a story
Is not real	Has characters
Does not have to go in order	Gives real information
Story goes in order	Teaches about one topics

Has a problem and solution

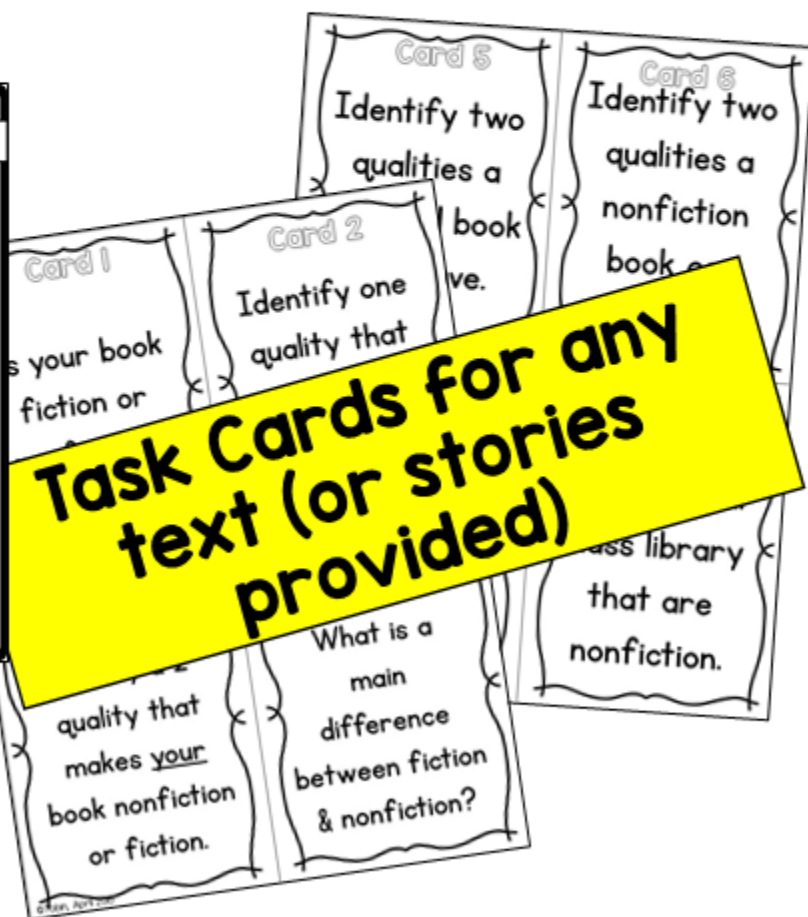
Extra Resources

You're also provided with **passages** that will help guide instruction, as well as **graphic organizers**, **task cards**, and **interactive notebook templates** to use with any read-aloud or independent practice text.



**Instructional
Passages**

**Task Cards for any
text (or stories
provided)**



Extra Resources

You're also provided with **passages** that will help guide instruction, as well as **graphic organizers**, **task cards**, and **interactive notebook templates** to use with any read-aloud or independent practice text.

Graphic Organizers

Interactive Notebook Templates

Digital Additions

Two pieces of this reading unit have been converted into digital options. The passages and graphic organizers now come in Google Slides.

What you need:

- A Google Classroom account

What to do:

- Open document using links below.
- Click "make a copy". This will be your master copy.
- Make another copy to share with your students. Get the shareable link using the 'Share' button in the top right corner.

Options for sharing:


- Copy the *specific slide* you need and share it with your students.
- Share the *entire presentation* for them to fill out by a certain date or for use when they are reading independently.
- Create a folder for your students to access whichever ones they want/need.

Fiction or Nonfiction?

Title of Book: _____ Author: _____

My Book is: _____

Graphic Organizers



©2015 Linda Ward Beech, Scholastic Teaching Resources

Rainbows

What They Look Like

Rainbows are arches that are found in the sky. They show many colors. They are red, green, blue, and more. Sometimes, people can even see double rainbows.


When to Look For

Rainbows show up after rain. They are made of beams of light that shine through droplets of water.

1. Does this text give facts or tell a story?

2. Explain how you know if it is fiction or nonfiction.

Instructional Passages



©2015 Linda Ward Beech, Scholastic Teaching Resources

Assessment

The unit is wrapped up with a summative assessment. Within this assessment, the students are asked a few questions about the standard itself. Then, they are asked to perform tasks aligned with that standard. There are two short texts, one with multiple choice texts and one with short answer. In the beginning and middle of the year, I **suggest** reading the assessment aloud to the class as they take the test. That way, they are tested on the actual skill, not their reading level.

Fiction Vs. Nonfiction Assessment

Name: _____

1. Which is NOT a quality of a fictional book?

- a. tells a story
- b. gives facts
- c. has characters
- d. has a setting

2. Which is NOT a quality of a nonfiction book?

- a. tells a story
- b. gives facts
- c. uses text features
- d. has real photographs

3. My Toy Robot is a fictional story. Can you explain why?

4. All About Insects is a nonfiction story. Can you explain why?

Slugs

Slugs are very strange animals. They cannot hear. They have to find food using other senses. Slugs are very slimy. This is to help protect them when they move on hard surfaces.

Sid the Slug

Sid plays in the backyard all day. He tries to stay away from the kids. The kids are scared of Sid because he is so slimy.

5. What type of story is Sid the Slug?

- a. fiction
- b. nonfiction
- c. poetry

6. What type of story is Slugs?

- a. fiction
- b. nonfiction
- c. poetry

7. Which sentence gives real facts about slugs?

- a) So, Sid just stays under the deck.
- b) The kids don't like him because he is so slimy.
- c) The kids are scared of Sid.
- d) They have to find food using other senses.

8. Is this story fiction or nonfiction?

9. Explain how you know if it is nonfiction or fiction.

10. What would be a good title for this story?

Butterflies

Butterflies are insects that can fly using their wings. They can be found in all warm areas of the world. Butterflies use a small tongue that acts like a straw to eat. They use it to suck up their food from fruits and plants. There are thousands of different species of butterflies around the world.

Sid the Slug

Sid plays in the backyard all day. He tries to stay away from the kids. The kids are scared of Sid because he is so slimy. This is to help protect them when they move on hard surfaces.

5. What type of story is Sid the Slug?

- a. fiction
- b. nonfiction
- c. poetry

6. What type of story is Slugs?

- a. fiction
- b. nonfiction
- c. poetry

7. Which sentence gives real facts about slugs?

- a) So, Sid just stays under the deck.
- b) The kids don't like him because he is so slimy.
- c) The kids are scared of Sid.
- d) They have to find food using other senses.

8. Is this story fiction or nonfiction?

9. Explain how you know if it is nonfiction or fiction.

10. What would be a good title for this story?

Butterflies

Butterflies are insects that can fly using their wings. They can be found in all warm areas of the world. Butterflies use a small tongue that acts like a straw to eat. They use it to suck up their food from fruits and plants. There are thousands of different species of butterflies around the world.

Key Provided for Assessment

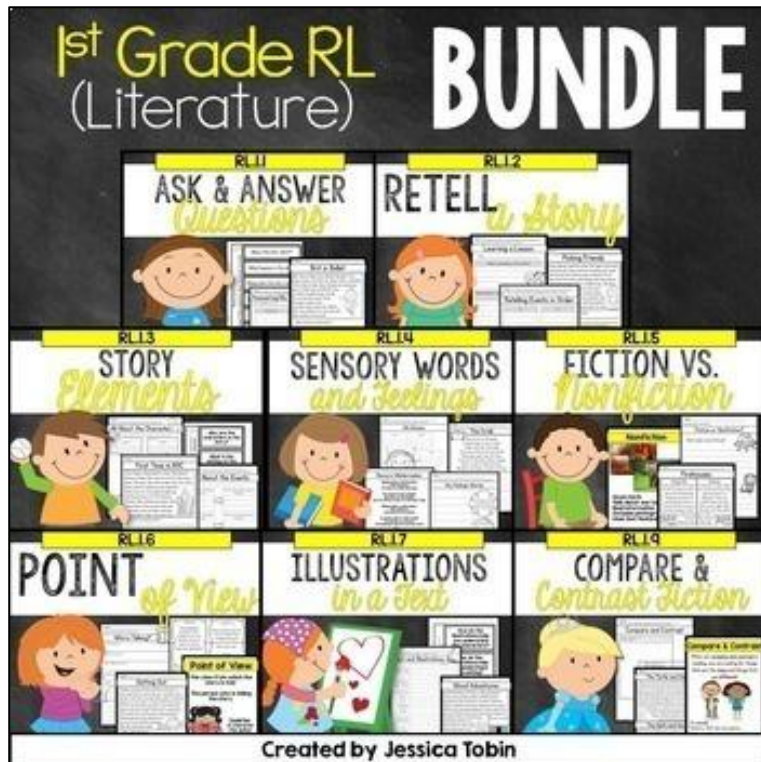
Answers will vary- Likely answer will be that it gives real facts.

Butterflies, All About Butterflies, Butterfly Facts, etc.

Bundle Opportunities

If this layout looks ideal for your classroom, and you know you'll be needing resources like this for **all** standards included in Common Core, check out the bundles that save you money!

Literature Domain



-or-

All 6 ELA Domains

