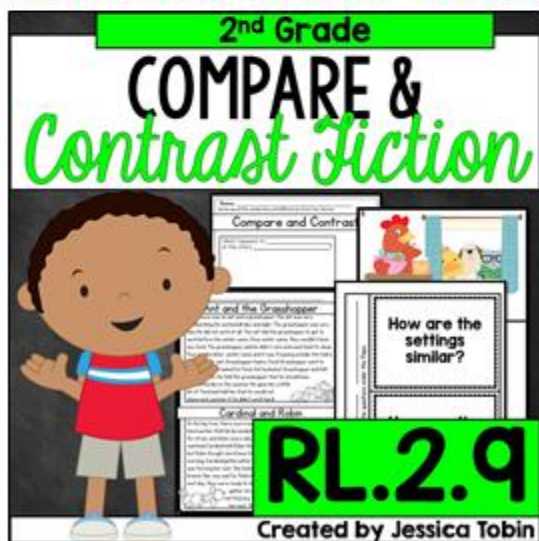


RL.2.9

This ELA unit provides resources to use while teaching the standard **RL.2.9**, which states that students will be able to

"Compare and contrast two or more versions of the same story (e.g., Cinderella stories) by different authors or from different cultures".



Using This Unit

Let's look at the structure of this unit.

Lessons

- There are 3 mini lessons in this unit. Each mini lesson will likely take more than one day to complete, so you can break them up over the course of one to three days. It all depends on how much time you have for your reading block. I suggest at least 10-15 minutes for your daily lesson, then 15-20 minutes+ for practice time. Putting your mini lessons together may take between one to two weeks.

Graphic Organizers

- These can be used throughout the unit as you see fit. You can use them with your lessons if you need more or use them within your independent reading time.

Reading Passages

- These can be used throughout the unit as you see fit, too. They can be used during partner reading time, independent reading time, or a continuation of a mini lesson you think they need more time with.

Task Cards & Interactive Notebook Pieces

- Use each of these resources as you see fit. If you do centers or hands-on learning time, include these pieces within the centers for extended practice.

Assessment

- There is one 3-page assessment included at the end of this unit. When you're finished teaching your two week unit, use this assessment with your students. Answer key is included.

Mini Lessons

There are three mini lessons within this unit. They may take between 5 to 10 days to complete, depending on how long your ELA block is. Activities range from group work, partner activities, whole group lessons, and independent activities.

Compare & Contrast

2nd Grade Reading: Literature Lesson
RL.2.9- Lesson
 I can compare and contrast two different authors or cultures.

Compare and contrast two or more versions of the same story (e.g., Cinderella stories) by different authors or from different cultures.

MiniLesson Focus:
 Comparing Two Fairy Tales

Activities to Teach:
 Step 1: Teacher will create an anchor chart teaching comparing and contrasting two stories. Students can participate in the creation of the anchor chart through questioning and discussion or display mini poster and discuss.
 Step 2: Teacher will read the classroom library. The short and simple to compare book. Teacher will have students compare the two stories.

Comparison Stories

2nd Grade Reading: Literature Lesson
RL.2.9- Lesson
 I can compare and contrast two different authors or cultures.

Compare and contrast two or more versions of the same story (e.g., Cinderella stories) by different authors or from different cultures.

MiniLesson Focus:
 Comparing Two Fairy Tales

Activities to Teach:
 Step 1: Teacher will create an anchor chart teaching comparing and contrasting two stories. Students can participate in the creation of the anchor chart through questioning and discussion or display mini poster and discuss.
 Step 2: Teacher will read the classroom library. The short and simple to compare book. Teacher will have students compare the two stories.

Compare and Contrast

Describe the similarities in your story.

Describe the differences.

Compare & Contrast

2nd Grade Reading: Literature Lesson
RL.2.9- Lesson
 I can compare and contrast two different authors or cultures.

Compare and contrast two or more versions of the same story (e.g., Cinderella stories) by different authors or from different cultures.

MiniLesson Focus:
 Comparing a Sample Set

Activities to Teach:
 Step 1: Teacher will read about two The Three Little Pigs books, one traditional version and The True Story of the Three Little Pigs by Jan Siewka.
 Step 2: Teacher will read about two The Three Little Pigs books, one traditional version and The True Story of the Three Little Pigs by Jan Siewka.

The 3 Little Pigs

BOTH

The True Story of the Three Little Pigs

The first little pig made his house out of straw.

The second little pig made his house out of sticks.

The third little pig made his house out of bricks.

The wolf only wanted to get some sugar.

The wolf wanted to eat the pigs.

The wolf tried to knock the pig's house down after he only knocked on the door.

The wolf tried to burn the pig's house down after he only burned his house.

The police showed the wolf that he was wrong for trying to eat the pigs.

The wolf died when he tried to eat the pigs.

The wolf died when he tried to eat the pigs.

Traditional Literature

2nd Grade Reading: Literature Lesson
RL.2.9- Lesson
 I can compare and contrast two different authors or cultures.

Compare and contrast two or more versions of the same story (e.g., Cinderella stories) by different authors or from different cultures.

MiniLesson Focus:
 Comparing Two Fairy Tales

Activities to Teach:
 Step 1: Teacher will read about two The Little Red Hen stories, one traditional version and The True Story of the Little Red Hen by Jan Siewka.
 Step 2: Teacher will read about two The Little Red Hen stories, one traditional version and The True Story of the Little Red Hen by Jan Siewka.
 Step 3: Students will write story elements about the Red Hen. Teacher will discuss for students to refer to.
 Step 4: Then, students compare the two stories. Then, they will switch with their partners.

Today's Little Hip Hen

Characters

Event

Event

Problem

Comparing The Little Red Hen Stories

Characters

Event

Event

Problem

Comparing The Little Red Hen Stories

Characters

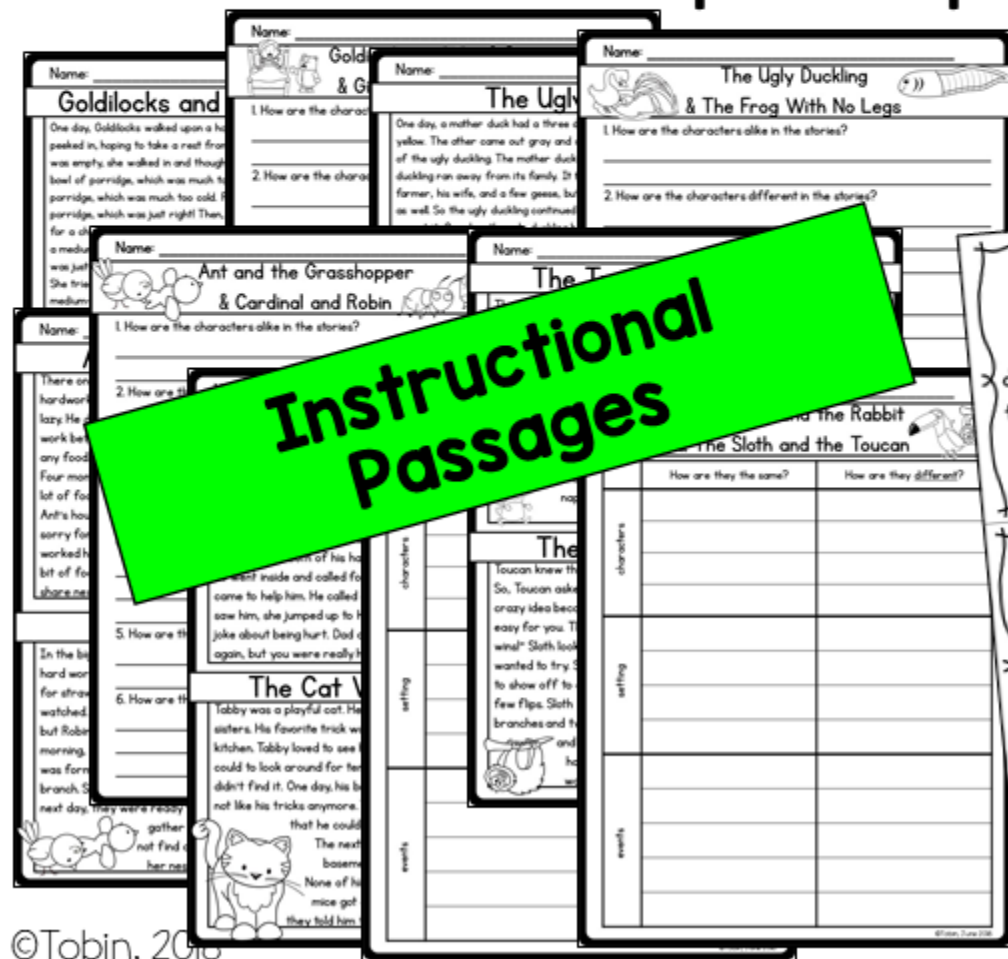
Event

Event

Problem

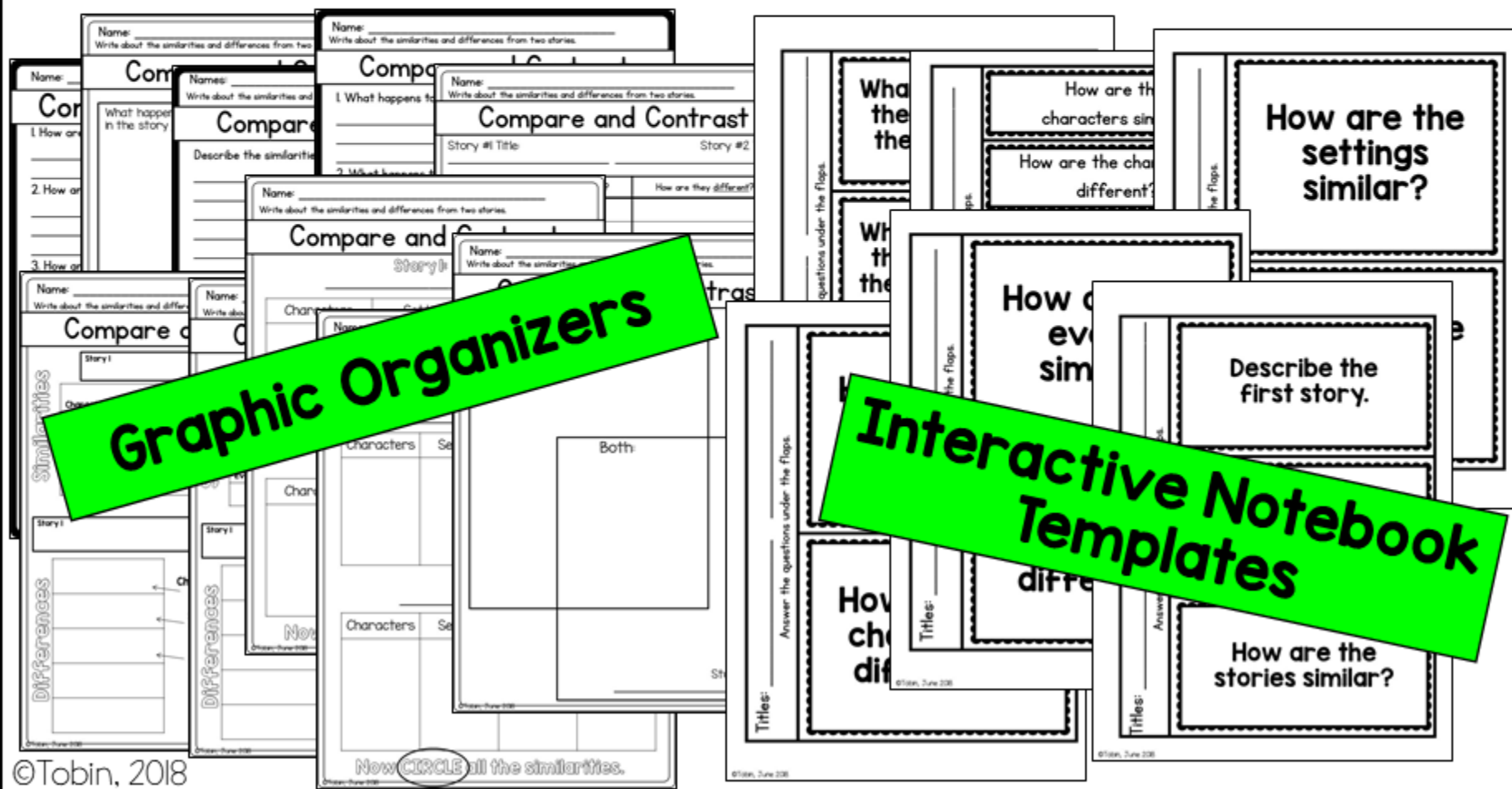
Extra Resources

You're also provided with **passages** that will help guide instruction, as well as **graphic organizers**, **task cards**, and **interactive notebook templates** to use with any read-aloud or independent practice text.



Extra Resources

You're also provided with **passages** that will help guide instruction, as well as **graphic organizers**, **task cards**, and **interactive notebook templates** to use with any read-aloud or independent practice text.



Digital Additions

Two pieces of this reading unit have been converted into digital options. The passages and graphic organizers now come in Google Slides.

What you need:

- A Google Classroom account

What to do:

- Open document using links below.
- Click "make a copy". This will be your master copy.
- Make another copy to share with your students. Get the shareable link using the 'Share' button in the top right corner.

Options for sharing:

- Copy the *specific slide* you need and share it with your students.
- Share the *entire presentation* for them to fill out by a certain date or for use when they are reading independently.
- Create a folder for your students to access whichever ones they want/need.

Compare and Contrast			
Story 1:			
Characters	Setting	Events	Moral
Story 2:			
Characters			


Graphic Organizers

Circle similarities by dragging the red circles from the sidebar.

©Tosca Todd Elementary

Ant and the Grasshopper
<p>There once was an ant and a grasshopper. The ant was very hardworking, so he worked all day and night. The grasshopper was very lazy, so he did not work at all. The ant told the grasshopper to get to work before the winter came. Once winter came, the grasshopper didn't have any food. The grasshopper said he didn't want to work. Four months later, when the ant had a lot of food to eat, the grasshopper was still at the ant's house and asked for food. The ant said, "I will give you food for him. He told the grasshopper to work harder in the summer. He gave him a little bit of food and told him that he would not share next winter if he didn't work hard."</p>

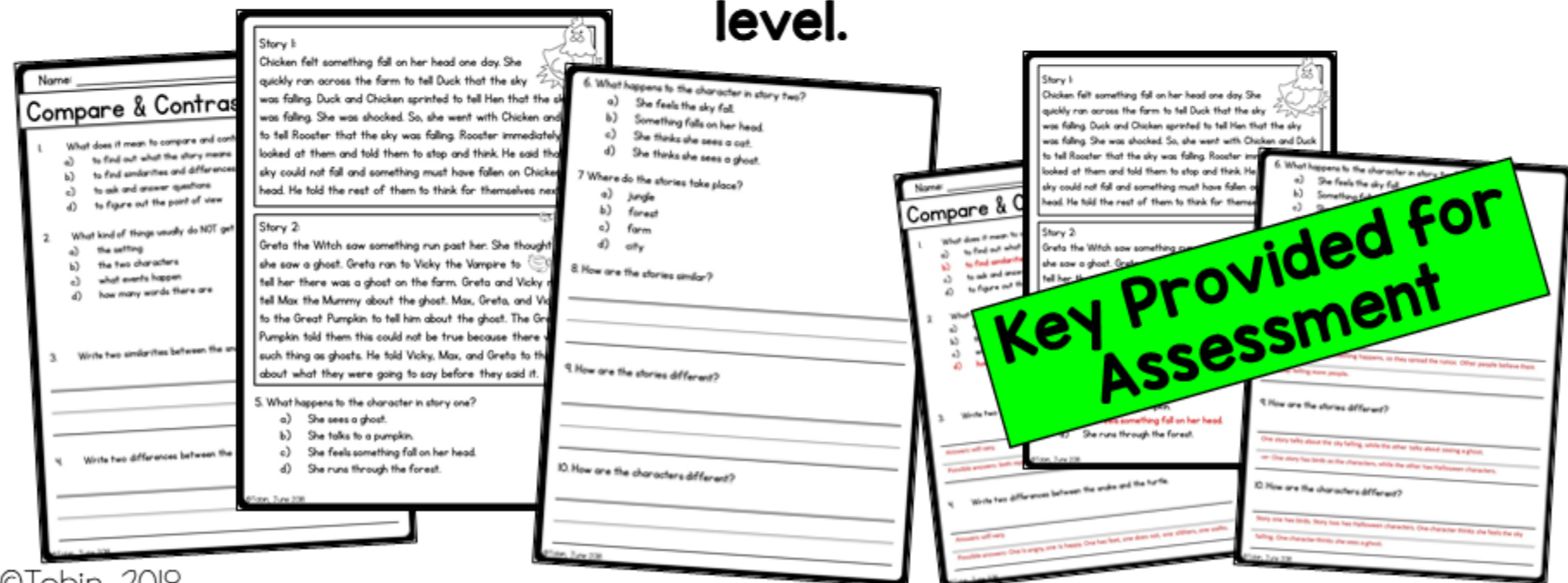
Instructional Passages



©Tosca Todd Elementary

Assessment

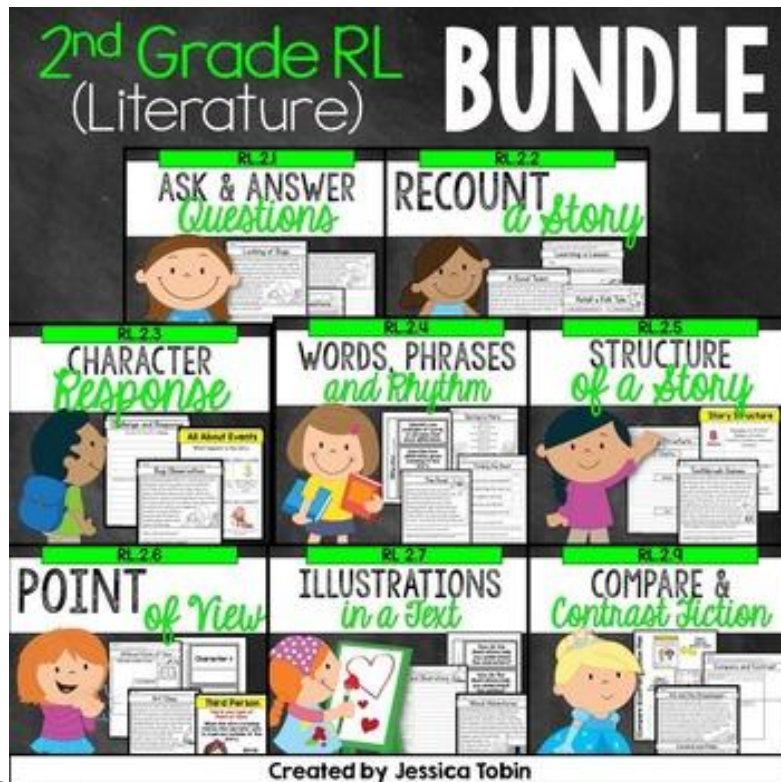
The unit is wrapped up with a summative assessment. Within this assessment, the students are asked a few questions about the standard itself. Then, they are asked to perform tasks aligned with that standard. There are two short texts, one with multiple choice texts and one with short answer. In the beginning and middle of the year, I **suggest** reading the assessment aloud to the class as they take the test. That way, they are tested on the actual skill, not their reading level.



Bundle Opportunities

If this layout looks ideal for your classroom, and you know you'll be needing resources like this for **all** standards included in Common Core, check out the bundles that save you money!

Literature Domain



-or-

All 6 ELA Domains

