

**Set covers
for each
standard**

**5 texts per
standard**



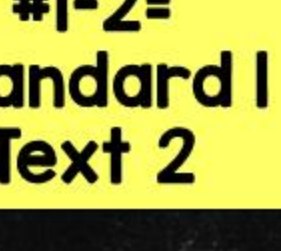

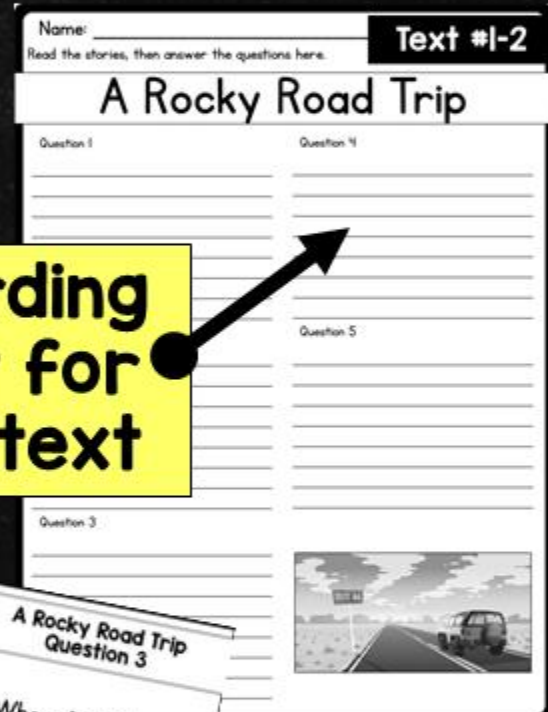
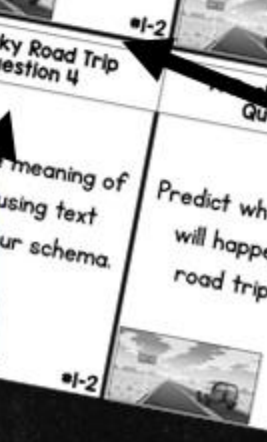
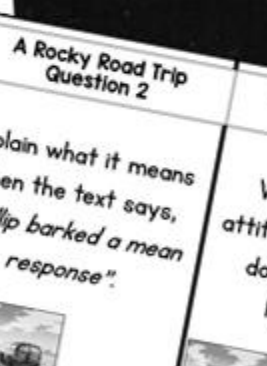



**1 text =
8 cards
(3 page texts,
5 questions)**

**Recording
sheet for
each text**

SET 1: RL4.1

5 texts-
each text is
3 pages

Recording
sheet for
each text



Numbered
Questions

#1-2=
Standard 1
Text 2

STANDARDS

RL4.1	Refer to details and examples in a text when explaining what the text says explicitly and when drawing inferences from the text.
RL4.2	Determine a theme of a story, drama, or poem from details in the text; summarize the text.
RL4.3	Describe in depth a character, setting, or event in a story or drama, drawing on specific details in the text (e.g., a character's thoughts, words, or actions).
RL4.4	Determine the meaning of words and phrases as they are used in a text, including those that allude to significant characters found in mythology (e.g., Herculean).
RL4.5	Explain major differences between poems, drama, and prose, and refer to the structural elements of poems (e.g., verse, rhythm, meter) and drama (e.g., casts of characters, settings, descriptions, dialogue, stage directions) when writing or speaking about a text.
RL4.6	Compare and contrast the point of view from which different stories are narrated, including the difference between first- and third-person narrations.
RL4.7	Make connections between the text of a story or drama and a visual or oral presentation of the text, identifying where each version reflects specific descriptions and directions in the text.
RL4.9	Compare and contrast the treatment of similar themes and topics (e.g., opposition of good and evil) and patterns of events (e.g., the quest) in stories, myths, and traditional literature from different cultures.

Want digital? Read here!

These digital task cards are the same reading passages from my RL4 comprehension task cards. They've just been recreated into full-sized Slides.



These reading passages are meant to be used with Google Slides.

To open each set of comprehension task cards, click on the standard boxes on the [following page](#). These links will open Google Slides presentations that contain 5 passages per standard that are specific to each RI standard.

What you need:

- A Google Classroom account

What to do:

- Open document using links on next page.
- Click "make a copy". This will be your master copy. Name it whatever you'd like.
- Make another copy to share with your students. Get the shareable link using the 'Share' button in the top right corner.

Options for sharing:

- Copy the *specific set of slides* you need and share it with your students.
- Share the *entire presentation* for them to fill out by a certain date or for use when they are reading independently.
- Create a comprehension task card folder for your students to access whichever ones they want/need.