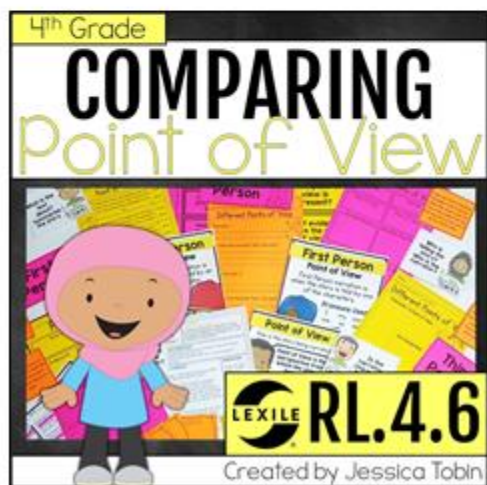


RL.4.6

This ELA unit provides resources to use while teaching the standard **RL.4.6**, which states that **students will be able to "Compare and contrast the point of view from which different stories are narrated, including the difference between first- and third-person narrations."**



Using This Unit

Let's look at the structure of this unit.

Lessons

- There are 3 mini lessons in this unit. Each mini lesson will likely take more than one day to complete, so you can break them up over the course of one to three days. It all depends on how much time you have for your reading block. I suggest at least 10-15 minutes for your daily lesson, then 15-20 minutes+ for practice time. Putting your mini lessons together may take between one to two weeks.

Graphic Organizers

- These can be used throughout the unit as you see fit. You can use them with your lessons if you need more or use them within your independent reading time.

Lexiled™ Reading Passages

- These can be used throughout the unit as you see fit, too. They can be used during partner reading time, independent reading time, or a continuation of a mini lesson you think they need more time with.

Task Cards & Interactive Notebook Pieces

- Use each of these resources as you see fit. If you do centers or hands-on learning time, include these pieces within the centers for extended practice.

Lexiled™ Assessment

- There is one 3-page assessment included at the end of this unit. When you're finished teaching your two week unit, use this assessment with your students. Answer key is included.


Mini Lessons

There are three mini lessons within this unit. They may take between 5 to 10 days to complete, depending on how long your ELA block is. Activities range from group work, partner activities, whole group lessons, and independent activities.

Point of View

How is the story being narrated?

Point of View is the perspective from which the story is being told.



Second Person

Point of View

Second-person narration when the narrator directly to the reader.

Pronouns Used: you, your, yours

I am talking directly to YOU. I am including you (the reader or audience) as a character in the text.

The reader becomes involved in the story.

First Person

Point of View

First-person narration is when the story is told by one of the characters.

I was so happy because my teacher asked if I would help her pass out the science materials. I love helping out in class!

Ms. Cherry asked Joshua to help her pass out the science materials. A huge smile stretched across his face as he said "Yes, ma'am!"

When your teacher is passing out materials, you should offer your assistance. You could have fun helping out!

Narrator is a character in the story.

Susie and Tommy climbed up the ladder to the treehouse. When they tried to open the door, Susie realized that the latch was stuck, so she went to get her dad for help.

Narrator is talking directly to the reader.

Uses pronouns: he, she, they, them, their, her, him

Third Person

Point of View

Third-person narration is when the story is told by an outside narrator.

Writing Point of View

Write a paragraph that might be found in each type of story. Remember key words for each point of view.

First-Person

Second-Person

Third-Person

What is the text about? Summarize the story.

Which pronouns are used by the narrator?

Point of View Text Hunt

Name: _____

Read the sentence and determine if it is first, or third-person point of view.

Sentence	Point of View
Shane and his family were headed to their lake house. They were going to ride in the boat, fish from the dock, and roast marshmallows by the fire.	first third
We all played at the splash park on Saturday. After 6 hours in the water, I was exhausted. I love going to the splash park with my friends!	first third
Britt and Kate need to finish their research project for history class, but they realized that neither of their computers work. So, they will go to the library.	first third
Jeremy for 5 years. They both loved to play and loved to read books. Jose	first third

Whose thoughts and feelings are present in the story?

Locate a sentence or paragraph in the text to prove that.

Text #1: _____ Text #2: _____

Text #3: _____ Text #4: _____

Text #5: _____ Text #6: _____

You're also provided with **passages** that will help guide instruction, as well as **graphic organizers, task cards, and interactive notebook templates** to use with any read-aloud or independent practice text.

Instructional Passages

© 2004 Blackwell Publishing Ltd *Journal of Internal Medicine* 255: 103–110

Extra Resources

You're also provided with **passages** that will help guide instruction, as well as **graphic organizers**, **task cards**, and **interactive notebook templates** to use with any read-aloud or independent practice text.

The collage features several templates:

- Comparing Points of View**: A template with sections for Name, Text #1, Point of View, and How does the point of view...
- Text Hunt**: A template with sections for Name, Text #1, Point of View, and Evidence.
- Different Points of View**: A template with sections for Name, Character 1, and How does the character feel...
- Writing Point of View**: A template with sections for Name, First-Person, Second-Person, and Third-Person.
- Point of View**: A template with sections for Name, Who is telling the story?, What topic or event is the character discussing?, and How does the...
- First-Person**: A template with sections for Name, Text #1, Point of View, and How does the...
- Second-Person**: A template with sections for Name, Text #1, Point of View, and How does the...
- Point of View**: A template with sections for Name, Text #1, Point of View, and How does the...
- Summarize the story.**: A template with sections for Name, Text #1, Point of View, and How does the...
- Which point of view is present?**: A template with sections for Name, Text #1, Point of View, and How does the...
- Which point of view is the story written in?**: A template with sections for Name, Text #1, Point of View, and How does the...
- What evidence proves this?**: A template with sections for Name, Text #1, Point of View, and How does the...
- How would the story be different if it were written in a different point of view.**: A template with sections for Name, Text #1, Point of View, and How does the...

Two large yellow diagonal banners are overlaid on the collage:

- Graphic Organizers**
- Interactive Notebook Templates**

©Tobin, 201

Digital Additions

Two pieces of this reading unit have been converted into digital options. The passages and graphic organizers now come in Google Slides.

What you need:

- A Google Classroom account

What to do:


- Open document using links below.
- Click "make a copy". This will be your master copy.
- Make another copy to share with your students. Get the shareable link using the 'Share' button in the top right corner.

Options for sharing:

- Copy the *specific slide* you need and share it with your students.
- Share the *entire presentation* for them to fill out by a certain date or for use when they are reading independently.
- Create a folder for your students to access whichever ones they want/need.


Comparing Points of View	
Text #1:	Text #2:
Point of View:	Point of View:
How are the stories similar?	

Graphic Organizers



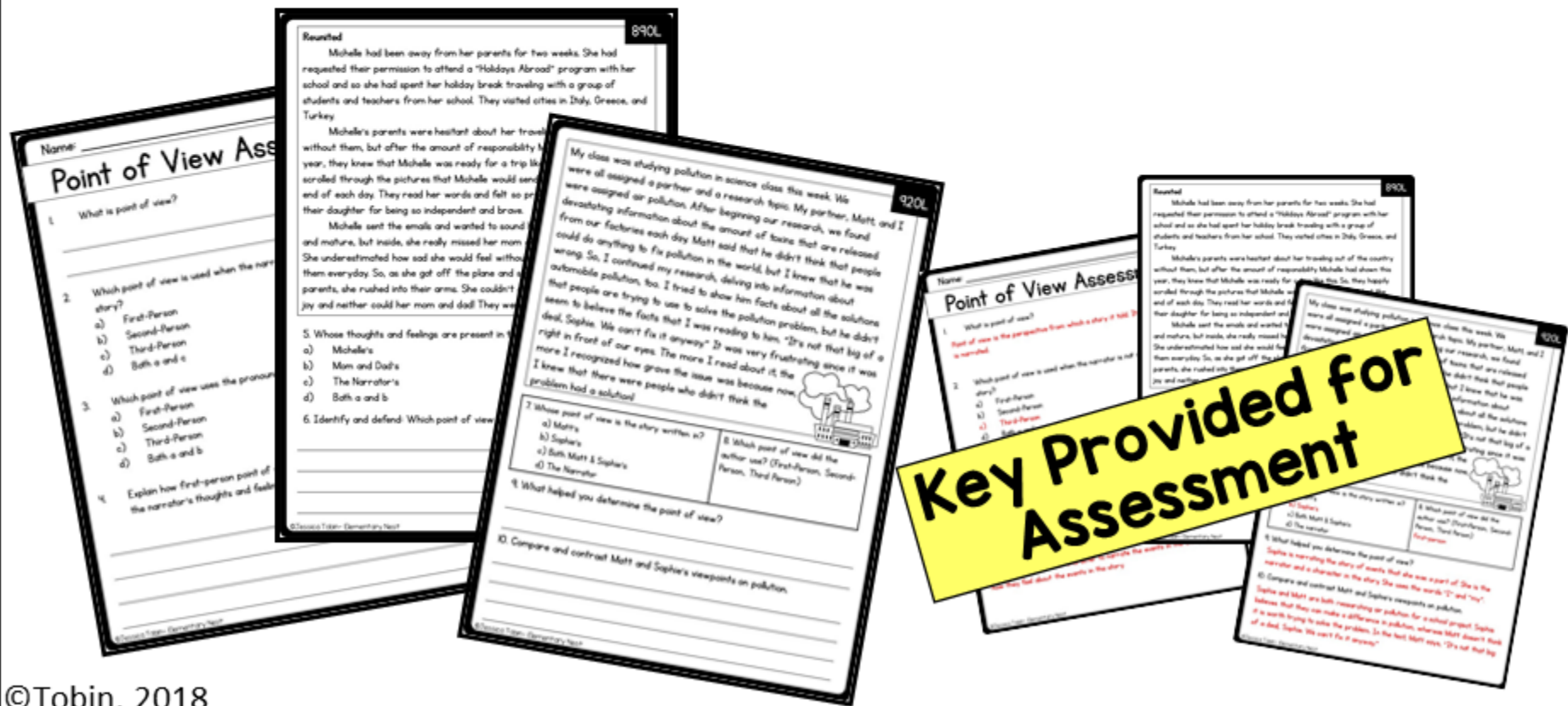
Micah on the Ranch
<p>"Hey, Dad! I'm going to go feed the horses," I shouted as I walked out the back door and toward the barn. It was my favorite part of the day, here on the ranch.</p> <p>My Dad and I live on a horse ranch in Texas. He is the ranch manager and when I grow up, I want to be just like him. Every morning, my dad gets up early to take care of the ranch. By the time we get up to eat breakfast, he has already fed the animals and filled the water troughs, cleaned the stalls, and even plowed one of the fields. Then, after breakfast he goes to the other field, train the horses, and do maintenance, like building fences and repairing the tractors and other equipment.</p> <p>So, this year, on my birthday, my dad decided to let me be his ranch hand for a week. Over the last few months, my dad has been teaching me how to do all the things he does.</p> <p>"Time for coops," he said.</p> <p>I needed to go to the chicken coop. I headed off to the back of the barn. When I entered the chicken coop, I said hello to each of the chickens. I like to think that they enjoy it as much as I do.</p> <p>"Good morning, Belle. Good morning, Lucky Treena, Sassy Hello, Dottie." I stopped and looked around. I didn't see Pip. Immediately, I rushed around the cage, checking under every corner, under the coop, and in the coop, but she was nowhere to be found. I was so scared.</p>

Instructional Passages



Assessment

The unit is wrapped up with a summative assessment. Within this assessment, the students are asked a few questions about the standard itself. Then, they are asked to perform tasks aligned with that standard. There are two short texts, one with multiple choice texts and one with short answer.



Bundle Opportunities

If this layout looks ideal for your classroom, and you know you'll be needing resources like this for **all** standards included in Common Core, check out the bundles that save you money!

Literature Domain

4th Grade Reading Literature
RL BUNDLE

LEXILE

4th Grade **INFERENCES & DETERMINING THEME**
Details in Fiction & Summarizing

4th Grade **CHARACTERS, UNKNOWN WORDS, POETRY, DRAMA,**
Setting, & Events & Context Clues & Prose

4th Grade **COMPARING MEDIA & TEXT COMPARE & CONTRAST**
Point of View Connections Fiction Texts

Created by Jessica Tobin

-or-

All 6 ELA Domains

ALL-YEAR ELA
4th Grade

4th Grade **Language BUNDLE**
Language Skills
Language: Vocabulary

4th Grade **RL Literature BUNDLE**
INFERENCES & DETERMINING
CHARACTERS, WORDS & PHRASES, POEMS, DRAMA,
COMPARING MEDIA AND TEXT, COMPARING

4th Grade **RI Informational BUNDLE**
INFERENCES & MAIN IDEA & Key Details
UNKNOWN WORDS & PHRASES, TEXT, FIRST AND SECOND HAND
IMAGES IN AN INFORMATIONAL TEXT, AUTHOR'S PURPOSE & Integrating Information

4th Grade **SPEAKING & Listening**

4th Grade **Foundational Skills BUNDLE**
FOUNDATIONAL SKILLS: Fluency
Phonics and Word Recognition

4th Grade **Common Core WRITING BUNDLE**
Writing: Narrative, Writing: Expository, Writing: Persuasive

Created by Jessica Tobin