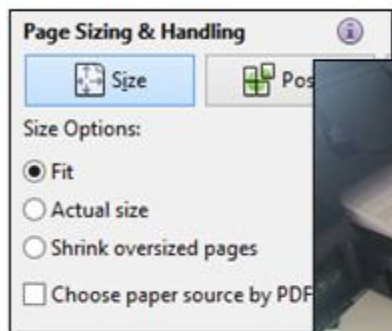


PACKET HOW-TO

Print packet out. Select 'FIT' option when printing.




Collect one set. Cut straight across the dotted line. If your scissors are weaker, split the packet in half to cut.



Put title pages and 1-14 (top half) on top of 15-30 (bottom half). This will work with front/back on the copier, too.



2-3 staples along the side. You may need a stapler made for larger stacks of paper, like the PaperPro One Finger Stapler. If you don't have one strong enough, tie the pages together!



TOPICS

Day 1	Making Words
Day 2	Double Digit Subtraction
Day 3	Prefixes
Day 4	True and False Facts
Day 5	Suffixes
Day 6	Missing Addends
Day 7	Punctuation
Day 8	Fact Fluency
Day 9	Collective Nouns
Day 10	Mental Math
Day 11	Irregular Verbs
Day 12	Telling Time
Day 13	Irregular Nouns
Day 14	Counting Money
Day 15	100 More, 100 Less

Day 16	Word Problems
Day 17	Expanding Sentences
Day 18	Expanded Notation
Day 19	Fact Fluency
Day 20	Place Value
Day 21	Capitalization
Day 22	Graphs
Day 23	Writing a Letter
Day 24	Comparing Numbers
Day 25	Partitioning Shapes
Day 26	Commas
Day 27	3D Shapes
Day 28	Contractions
Day 29	Parts of Speech
Day 30	Double Digit Addition

A FEW EXAMPLES

Today, we are going to practice **suffixes.**

Write 3 words that end with the suffix -en

Write 3 words that end with the suffix -less.

Write 3 words that end with the suffix -ful.

Today, we are going to practice **capitalization.**

monday, july 3, 2015

destin beach, florida

Today, we are going to practice **true and false facts.**

17+5=22
true false

14+9=22
true false

23-7=15
true false

24-6=18
true false

12+8=21
true false

Today, we are going to practice **timed fluency.**

If you have a timer, time yourself Solve these facts as fast as you can!

17 +3

15 +6

13 +4

14 -3

15 -7

15 -8

Today, we are going to practice **place value.**

714

Hundreds Tens Ones

508

Hundreds Tens Ones

953

Hundreds Tens Ones

Today, we are going to practice **expanded notation.**

251

+ +

337

+ +

759

+ +

638

+ +

Today, we are going to practice **prefixes.**

Write 3 words that begin with the prefix re-

Write 3 words that begin with the prefix pre-

Write 3 words that begin with the prefix un-

Today, we are going to practice **double digit subtraction.**

53 72 43 52 98

27 - 36 - 69

33 25

Today, we are going to practice **collective nouns.**

Circle the collective noun and underline the noun it is referring to.

The school of fish swam by me in the ocean.

I saw a flock of seagulls fly in the sky.

Today, we are going to practice **expanding sentences.**

The water is clear.

The fish swam.

Today, we are going to practice **making words.**

summer assignments

Today, we are going to practice **Day 17**

Fix these boring sentences.

DIGITAL

The summer practice packet is now available in Google Slides format.

To open your students' summer packets, click on the link below after reading these instructions. These links will open Google Slides.

What you need:

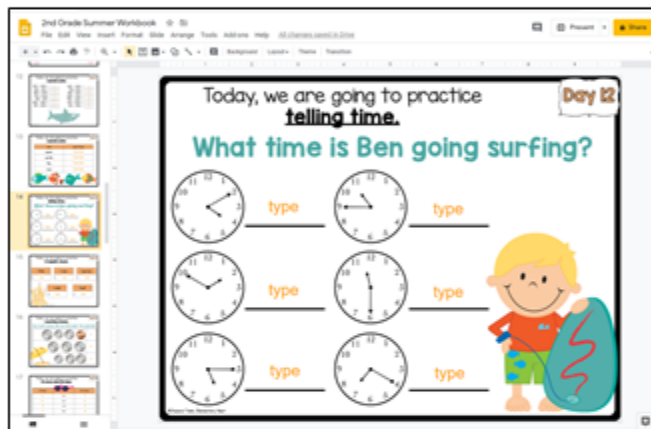
-A Google Classroom account

What to do:

- Open document using link on the bottom of this page page.
- Click "make a copy". This will be your master copy. Name it whatever you'd like.
- Make another copy to share with your students. Get the shareable link using the 'Share' button in the top right corner.

Options for sharing:

- Make a copy of the *specific slide(s)* you need and share it with your students for them to do one or two pages at a time.
- Share the *entire presentation* for them to fill out by a certain date or for use when they are reading independently.



CLICK HERE FOR DIGITAL ACCESS.

