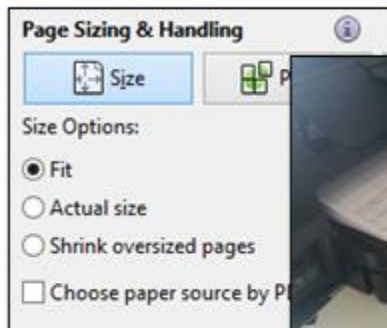


PACKET HOW-TO

Print packet out. Select 'FIT' option when printing.



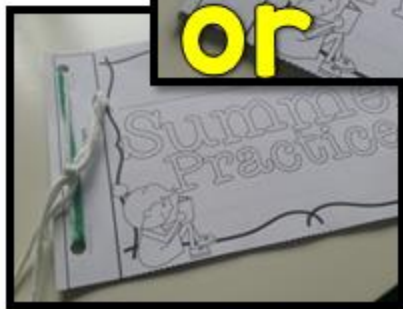
Collect one set. Cut straight across the dotted line. If your scissors are weaker, split the packet in half to cut.



Put title pages and 1-14 (top half) on top of 15-30 (bottom half). This will work with front/back on the copier, too.



2-3 staples along the side. You may need a stapler made for larger stacks of paper, like the PaperPro One Finger Stapler. If you don't have one strong enough, tie the pages together!




TOPICS



Day 1	Addition
Day 2	Ending Sounds
Day 3	Subtraction
Day 4	Middle Sounds
Day 5	Shapes
Day 6	Rhyming Words
Day 7	Patterns
Day 8	Syllables
Day 9	Counting
Day 10	Vowels
Day 11	Writing
Day 12	Sight Words
Day 13	Writing
Day 14	Skip Counting by 10
Day 15	Writing

Day 16	Making Ten
Day 17	Comprehension
Day 18	Teen Numbers
Day 19	Plural Nouns
Day 20	Comparing Numbers
Day 21	Verbs
Day 22	Counting Sets
Day 23	Capitalization
Day 24	Adding and Subtracting
Day 25	Spelling Words
Day 26	Comparing Numbers
Day 27	Rhyming
Day 28	2D and 3D Shapes
Day 29	Printing ABC's
Day 30	Printing 1-20

A FEW EXAMPLES

Today, we are going to practice **identifying shapes.** Day 5

Shape here:  

Shape here:  

© Jessica Tobin, Elementary Nest



Today, we are going to practice **verbs.** Day 21



Write a verb to describe their action.


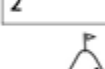
 



Today, we are going to practice **comparing numbers.** Day 20

Shape here:  Circle the bigger 

Shape here:  Circle bigger 


Shape here:  Circle bigger 

Today, we are going to practice **plural nouns.** Day 19

1 dog	1 shoe	1 crab
2	2	2

Today, we are going to practice **subtracting numbers.** Day 3




8 - 1 = 6 - 2 =
 7 - 1 =
 4 - 3 =



Today, we are going to practice **ending sounds.** Day 2



 dog
 ant

Today, we are going to practice **teen numbers.** Day 18

Shape here:   

Today, we are going to practice **adding numbers.** Day 1

7 + 1 = 6 + 0 =
 8 + 1 =
 3 + 3 =

Today, we are going to practice **answering questions.** Day 17

Jon wants to play 'catch' with his pal.



What game does Jon want to play?

© Jessica Tobin, Elementary Nest

Today, we are going to practice **rhyming words.** Day 6

swim	screen	sun
crab	fish	
whale	fin	

Write one word that rhymes



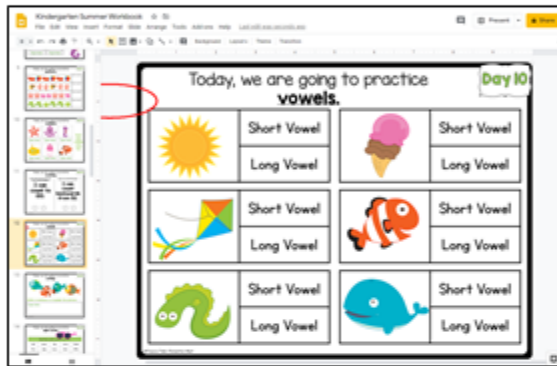
DIGITAL

The summer practice packet is now available in Google Slides format.

To open your students' summer packets, click on the link below after reading these instructions. These links will open Google Slides.

What you need:

- A Google Classroom account



What to do:

- Open document using link on the bottom of this page page.
- Click "make a copy". This will be your master copy. Name it whatever you'd like.
- Make another copy to share with your students. Get the shareable link using the 'Share' button in the top right corner.

Options for sharing:

- Make a copy of the *specific slide(s)* you need and share it with your students for them to do one or two pages at a time.
- Share the *entire presentation* for them to fill out by a certain date or for use when they are reading independently.

CLICK HERE FOR DIGITAL ACCESS.

